



US00D365488S

**United States Patent** [19]  
**Dardashti**

[11] **Patent Number: Des. 365,488**

[45] **Date of Patent: \*\*Dec. 26, 1995**

[54] **STORAGE ASSEMBLY**

D. 103,026 2/1937 Loomis ..... D17/10  
3,136,200 6/1964 Leblanc ..... D17/10 X

[76] Inventor: **Shahriar Dardashti**, 236 S. Oakhurst Dr., Beverly Hills, Calif. 90212

*Primary Examiner*—Alan P. Douglas  
*Assistant Examiner*—S. Snapp  
*Attorney, Agent, or Firm*—Poms, Smith, Lande & Rose

[\*\*] Term: **14 Years**

[21] Appl. No.: **36,667**

[57] **CLAIM**

[22] Filed: **Mar. 24, 1995**

The ornamental design for a storage assembly, as shown and described.

**Related U.S. Application Data**

**DESCRIPTION**

- [62] Division of Ser. No. 17,825, Jan. 21, 1994.
- [52] **U.S. Cl.** ..... **D6/629**
- [58] **Field of Search** ..... D6/407, 626-635;  
312/9.1; 211/40, 41, 42; 206/307.1, 308.1,  
308.3, 387.1, 387.13, 387.15

FIG. 1 is a front elevational view of a storage assembly showing my new design;  
FIG. 2 is a right side elevational view thereof; the left side elevational view being a mirror image thereof;  
FIG. 3 is a rear elevational view thereof;  
FIG. 4 is a top plan view thereof; and,  
FIG. 5 is a bottom plan view thereof.

[56] **References Cited**

**U.S. PATENT DOCUMENTS**

D. 103,025 2/1937 Loomis ..... D17/10

**1 Claim, 2 Drawing Sheets**

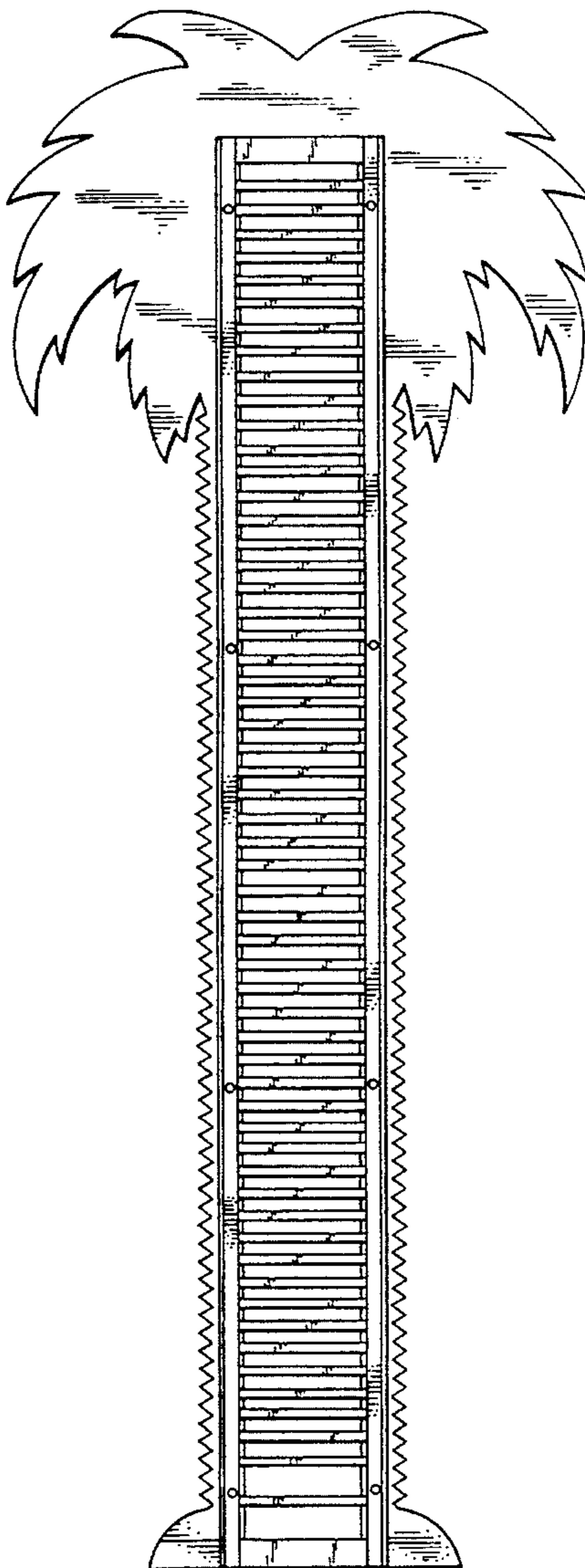
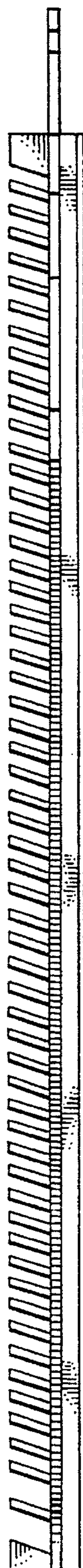
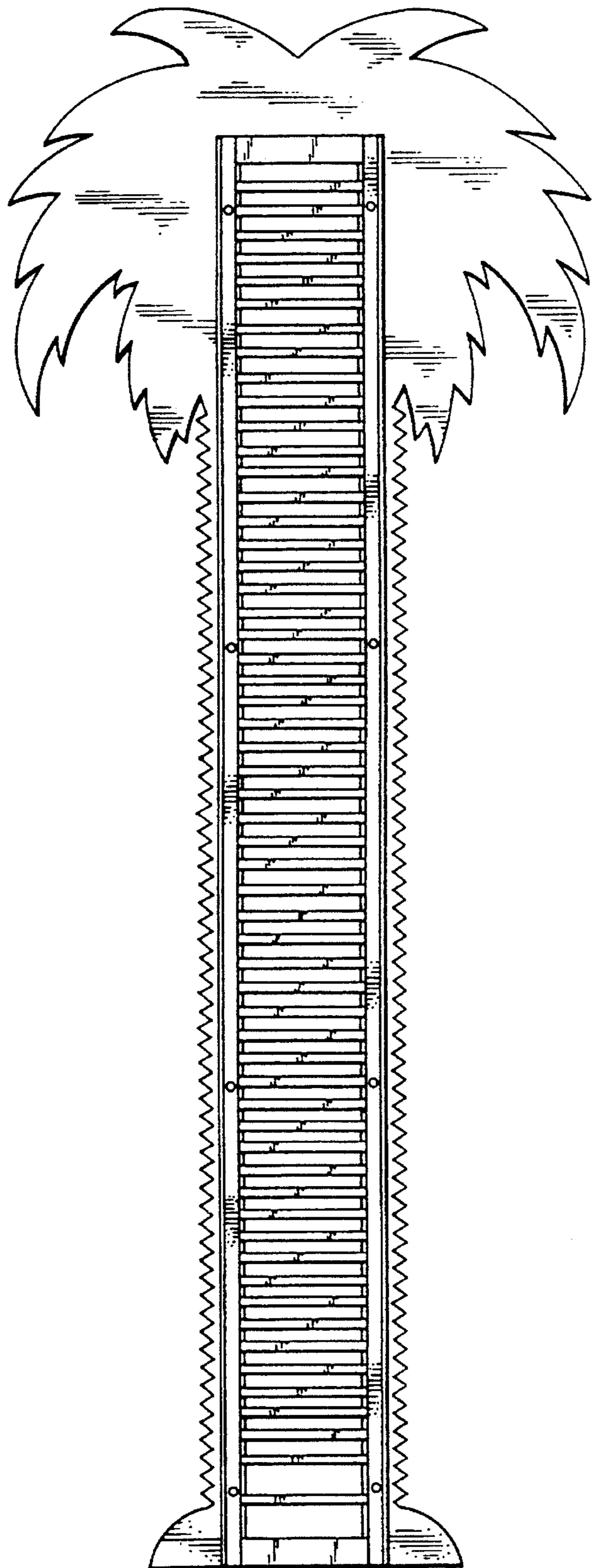


FIG 1

FIG. 2



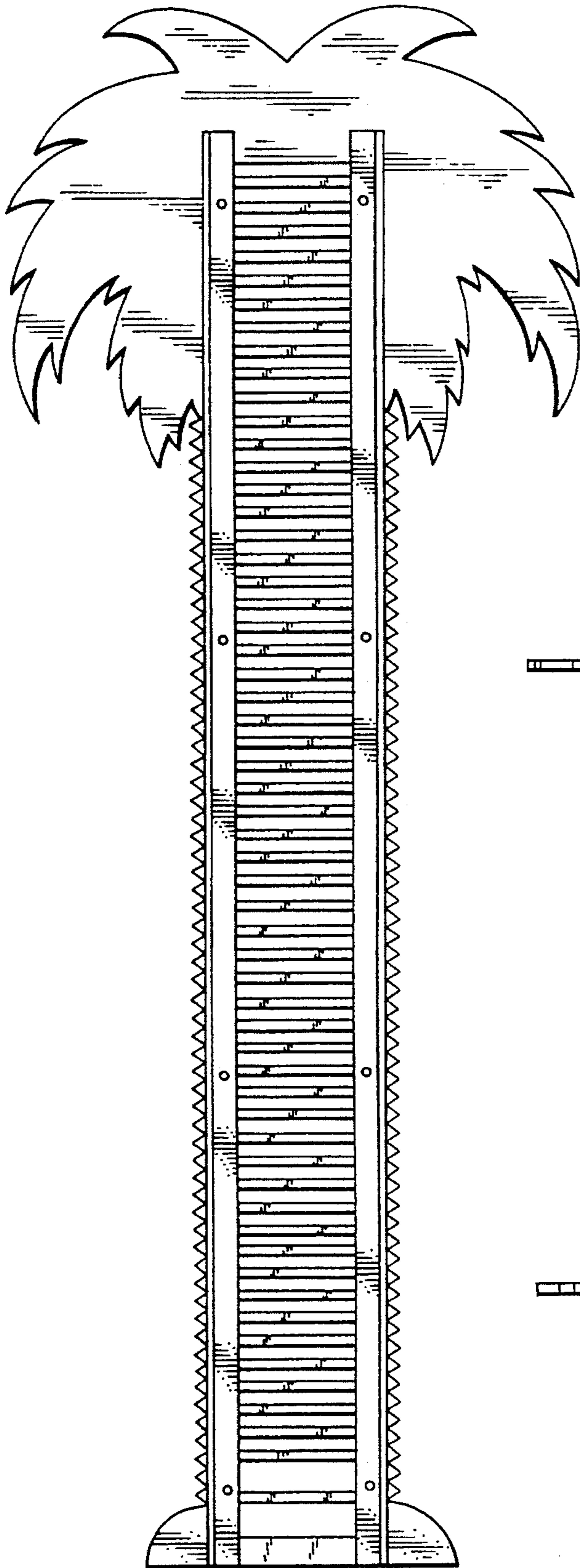


FIG. 3




FIG. 4




FIG. 5