



US00D365479S

# United States Patent [19]

[11] Patent Number: **Des. 365,479**

**Brunner et al.**

[45] Date of Patent: **\*\*Dec. 26, 1995**

[54] **CRIB ENDBOARD**

*Primary Examiner*—Janice E. Seeger  
*Attorney, Agent, or Firm*—Hoffmann & Baron

[75] Inventors: **Merlin A. Brunner**, Appleton; **Harvey J. Draheim**, Weyauwega, both of Wis.

[57] **CLAIM**

[73] Assignee: **Simmons Juvenile Products Company, Inc.**, New London, Wis.

The ornamental design for a crib endboard, as shown and described.

[\*\*] Term: **14 Years**

**DESCRIPTION**

[21] Appl. No.: **28,711**

FIG. 1 is a front perspective view of a crib endboard showing our new design;

[22] Filed: **Sep. 20, 1994**

FIG. 2 is a top plan view thereof;

[52] U.S. Cl. .... **D6/508**

FIG. 3 is a front elevation view thereof;

[58] Field of Search ..... D6/385, 390-395,  
D6/505-508; 5/93.1, 93.2, 99.1, 101, 105

FIG. 4 is a side elevation view thereof, the opposite side being a mirror image thereof;

[56] **References Cited**

FIG. 5 is a rear elevation view thereof;

**U.S. PATENT DOCUMENTS**

FIG. 6 is a bottom plan view thereof, and,

D. 286,718	11/1986	Brunner et al. .	
D. 302,915	8/1989	Brunner et al. ....	D6/508
D. 336,189	6/1993	Brunner et al. ....	D6/508
D. 347,757	6/1994	Brunner et al. ....	D6/508

FIG. 7 is an enlarged sectional view taken along line 7—7 of FIG. 3.

**1 Claim, 5 Drawing Sheets**




FIG-1




FIG-2




FIG-3

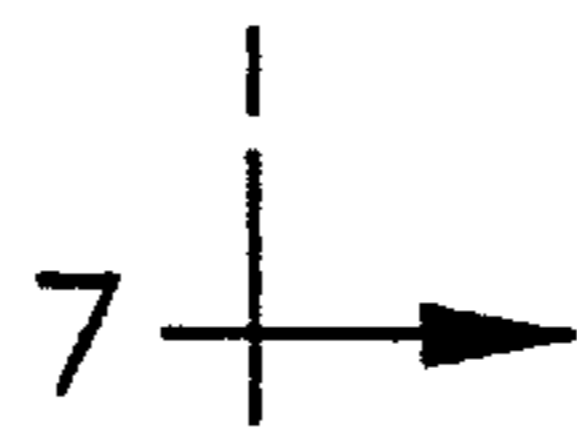
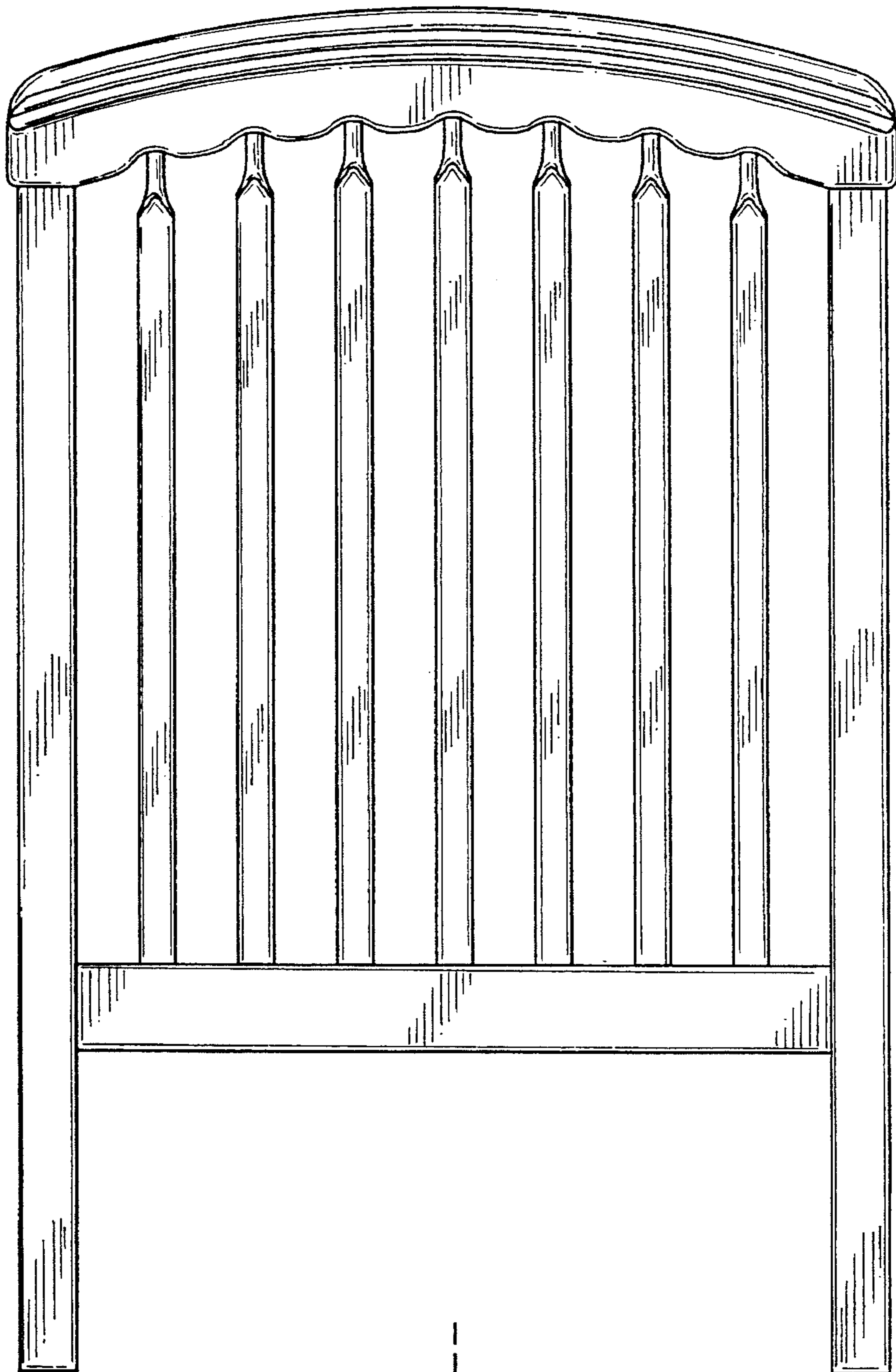
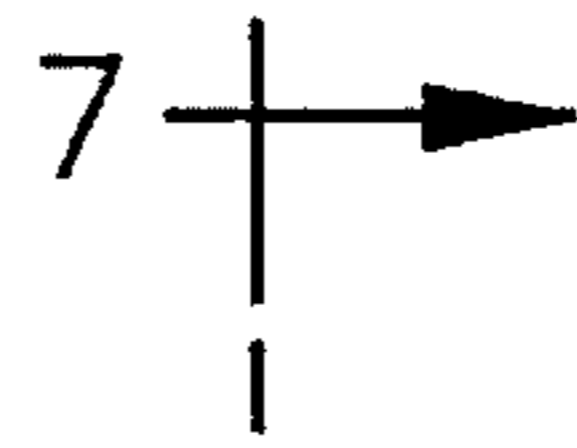


FIG-4





FIG-5

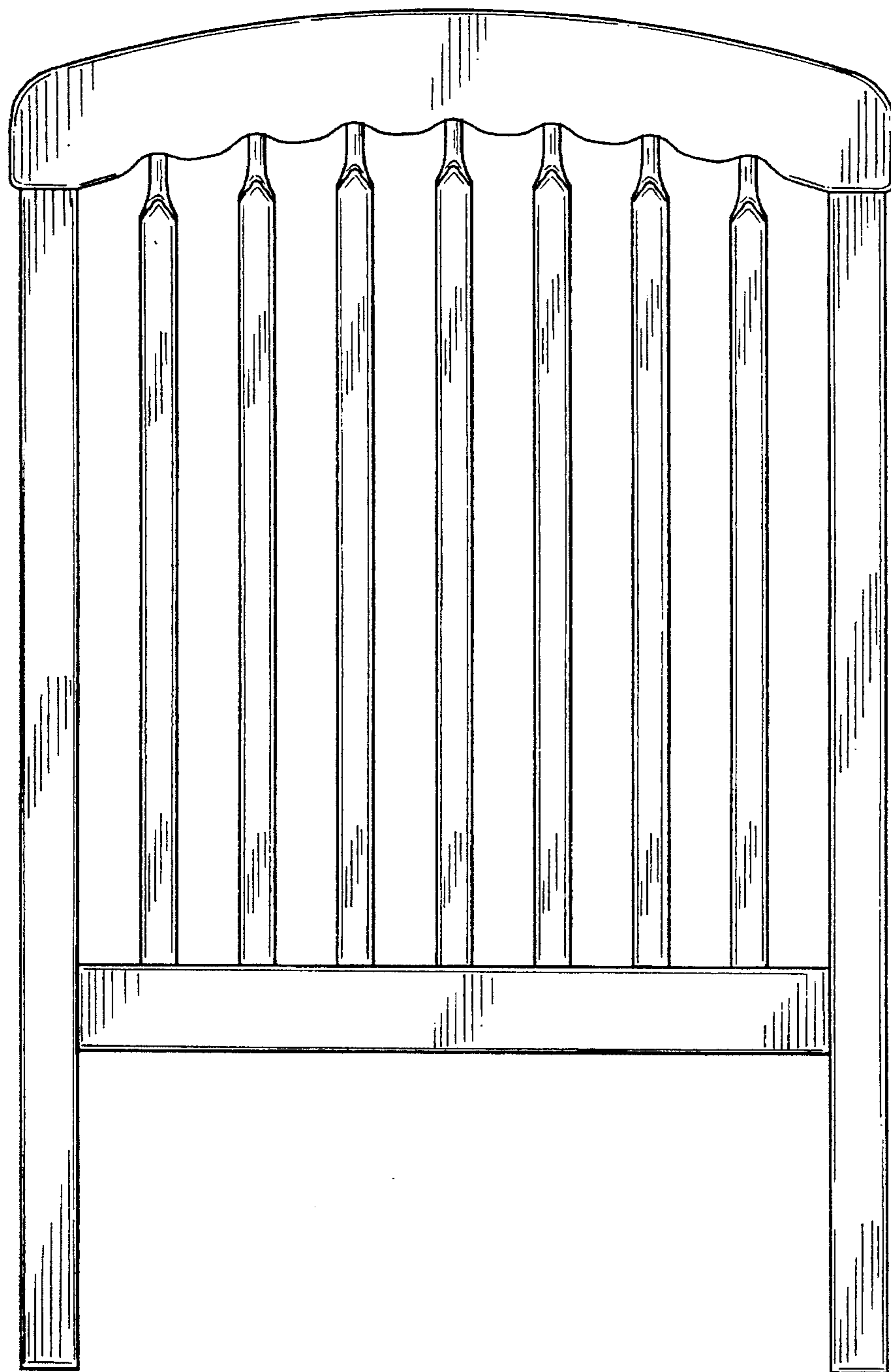


FIG-6




FIG-7

