



US00D365477S

United States Patent [19]

[11] Patent Number: **Des. 365,477**

Brunner et al.

[45] Date of Patent: ****Dec. 26, 1995**

[54] **CRIB ENDBOARD**

[75] Inventors: **Merlin A. Brunner**, Appleton; **Harvey J. Draheim**, Weyauwega, both of Wis.

[73] Assignee: **Simmons Juvenile Products Company, Inc.**, New London, Wis.

[**] Term: **14 Years**

[21] Appl. No.: **28,684**

[22] Filed: **Sep. 20, 1994**

[52] U.S. Cl. **D6/508**

[58] Field of Search D6/385, 390-395, D6/505-508; 5/93.1, 93.2, 99.1, 101, 105

[56] **References Cited**

U.S. PATENT DOCUMENTS

| | | | |
|------------|---------|---------------------|--------|
| D. 297,894 | 10/1988 | Brunner et al. . | |
| D. 328,208 | 7/1992 | Brunner et al. | D6/508 |
| D. 334,858 | 4/1993 | Brunner et al. . | |
| D. 336,189 | 6/1993 | Brunner et al. | D6/508 |
| D. 347,758 | 6/1994 | Brunner et al. | D6/508 |
| 359,185 | 6/1995 | Brunner et al. | D6/508 |

OTHER PUBLICATIONS

Best, p. 454, #1 crib at top left.
Simmons Little Folks, c1993, crib #1481 at top.

Primary Examiner—Janice E. Seeger
Attorney, Agent, or Firm—Hoffman & Baron

[57] **CLAIM**

The ornamental design for a crib endboard, as shown and described.

DESCRIPTION

FIG. 1 is a front perspective view of a crib endboard showing our new design;
FIG. 2 is a top plan view thereof;
FIG. 3 is a front elevation thereof;
FIG. 4 is a side elevation view thereof, the opposite side being a mirror image thereof;
FIG. 5 is a rear elevation view thereof;
FIG. 6 is a bottom plan view thereof; and,
FIG. 7 is an enlarged sectional view taken along line 7—7 of FIG. 3.

1 Claim, 5 Drawing Sheets




FIG-1




FIG-2




FIG-3

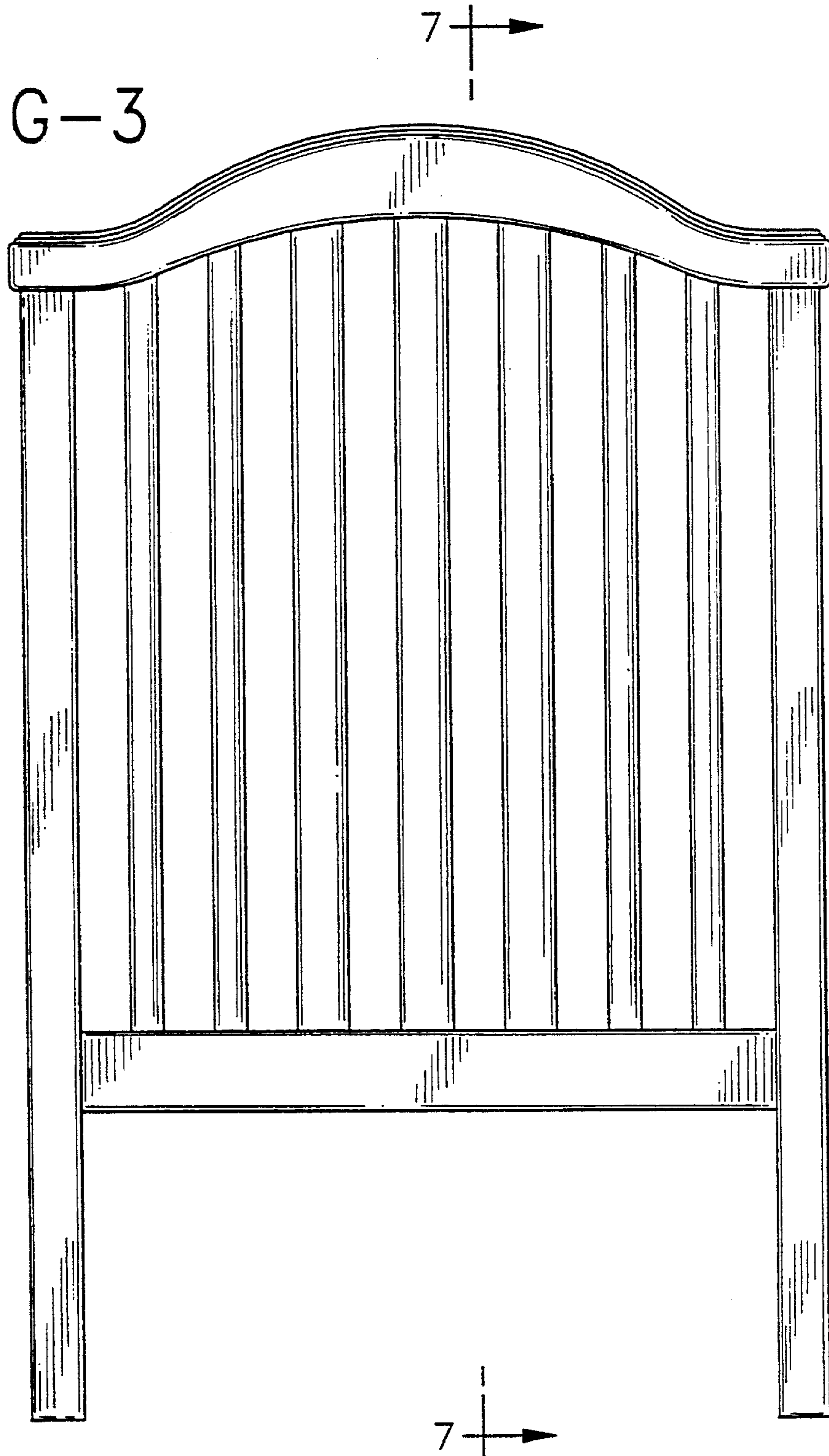


FIG-4



FIG-5

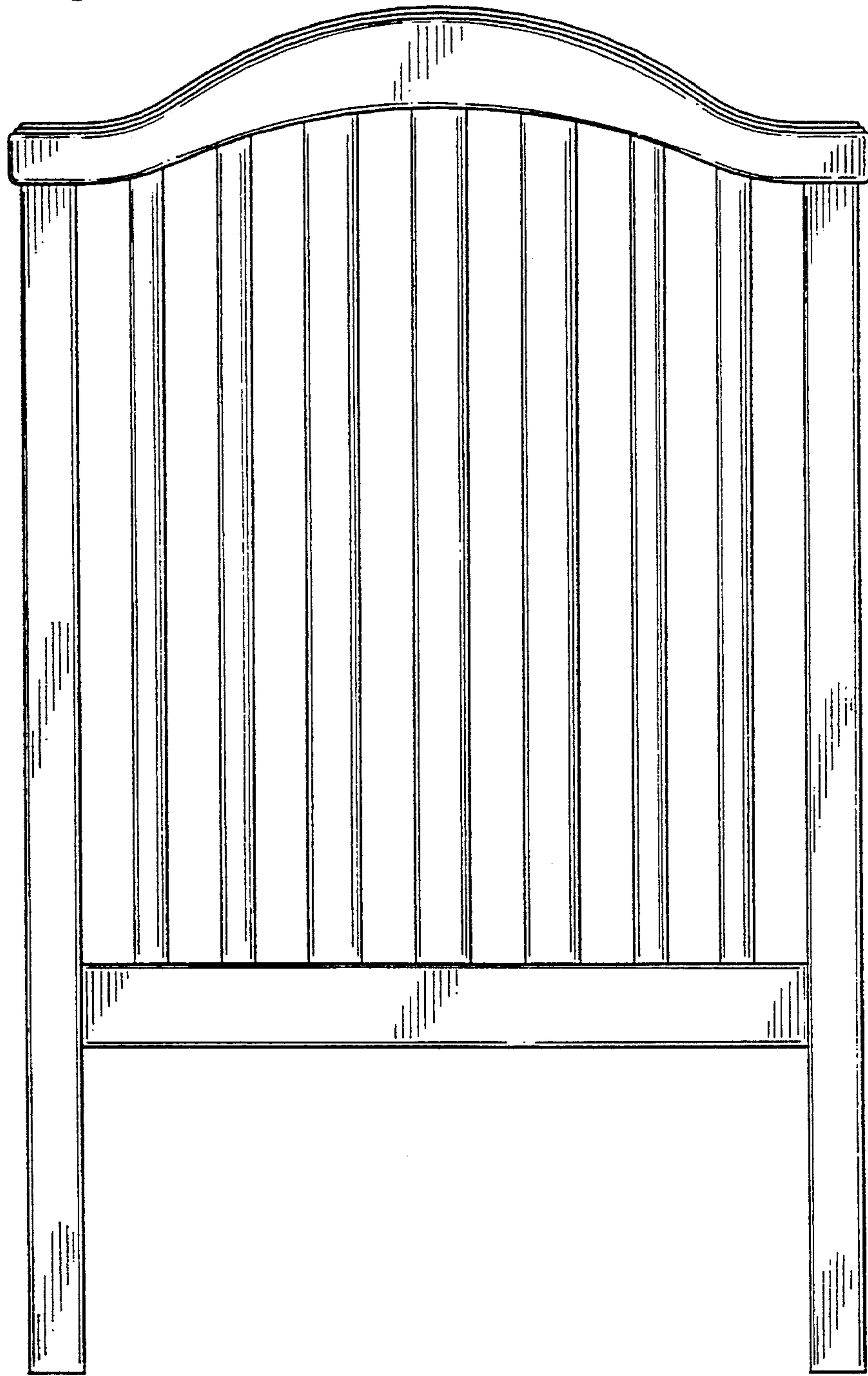


FIG-6



FIG-7

