



US00D365454S

United States Patent [19]
Thomson

[11] **Patent Number: Des. 365,454**

[45] **Date of Patent: **Dec. 26, 1995**

[54] **CHAIR**

[75] Inventor: **C. Angus Thomson**, Farmington, Pa.

[73] Assignee: **Hutterian Brethren in New York, Inc.**, Rifton, N.Y.

[**] Term: **14 Years**

[21] Appl. No.: **31,437**

[22] Filed: **Nov. 28, 1994**

[52] U.S. Cl. **D6/380; D6/374; D6/375**

[58] **Field of Search** D6/334, 374, 375,
D6/376, 379, 380, 500, 501, 502; 297/445,
452.12

[56] **References Cited**

U.S. PATENT DOCUMENTS

D. 155,272	9/1949	Eames	D6/374
D. 166,893	5/1952	Weill	D6/374
D. 200,640	3/1965	Yamasaki	D6/375
D. 219,016	10/1970	Muller et al.	D6/375
D. 233,101	10/1974	Katoda	D6/380
D. 236,862	9/1975	Grosfillex	D6/374 X
D. 256,970	9/1980	Cassina	D6/334
D. 341,954	12/1993	Thompson	D6/374
D. 346,501	5/1994	Llusca	D6/374
2,439,322	4/1948	Thaden	D6/375 X
2,439,690	4/1948	Lippenberger	D6/375 X

OTHER PUBLICATIONS

Encyclopedia of Chairs by Simon Yates, ©1988, p. 107,
chair at bottom right by Carlo Mollino (c1945).
Pieck, Armchair, 1946; Cole, Chair, 1873.

Venturi, Chairs, Date Unknown but prior to Nov. 28, 1994.
Thonet, Plywood Chair, 1965.
Breuer, Side Chair, 1936.
Alto, Chairs, 1933.
Alto, Childs Chair—Model No. 103, 1931.
Eames, Childs Chair, 1944.
Swedese, Advertisement, Date Unknown but prior to Nov. 28, 1994.
Summers, Armchair, 1934.
Danko, Sauder Bodyform, 1990.
Pieck, Armchair, 1946.
Aalto, No Title, Date Unknown but prior to Nov. 28, 1994.
Kin-Der-Link Classroom Furnishings, Advertisement, Date Unknown but prior to Nov. 28, 1994.

Primary Examiner—Janice E. Seeger
Assistant Examiner—Gary D. Watson
Attorney, Agent, or Firm—Heslin & Rothenberg

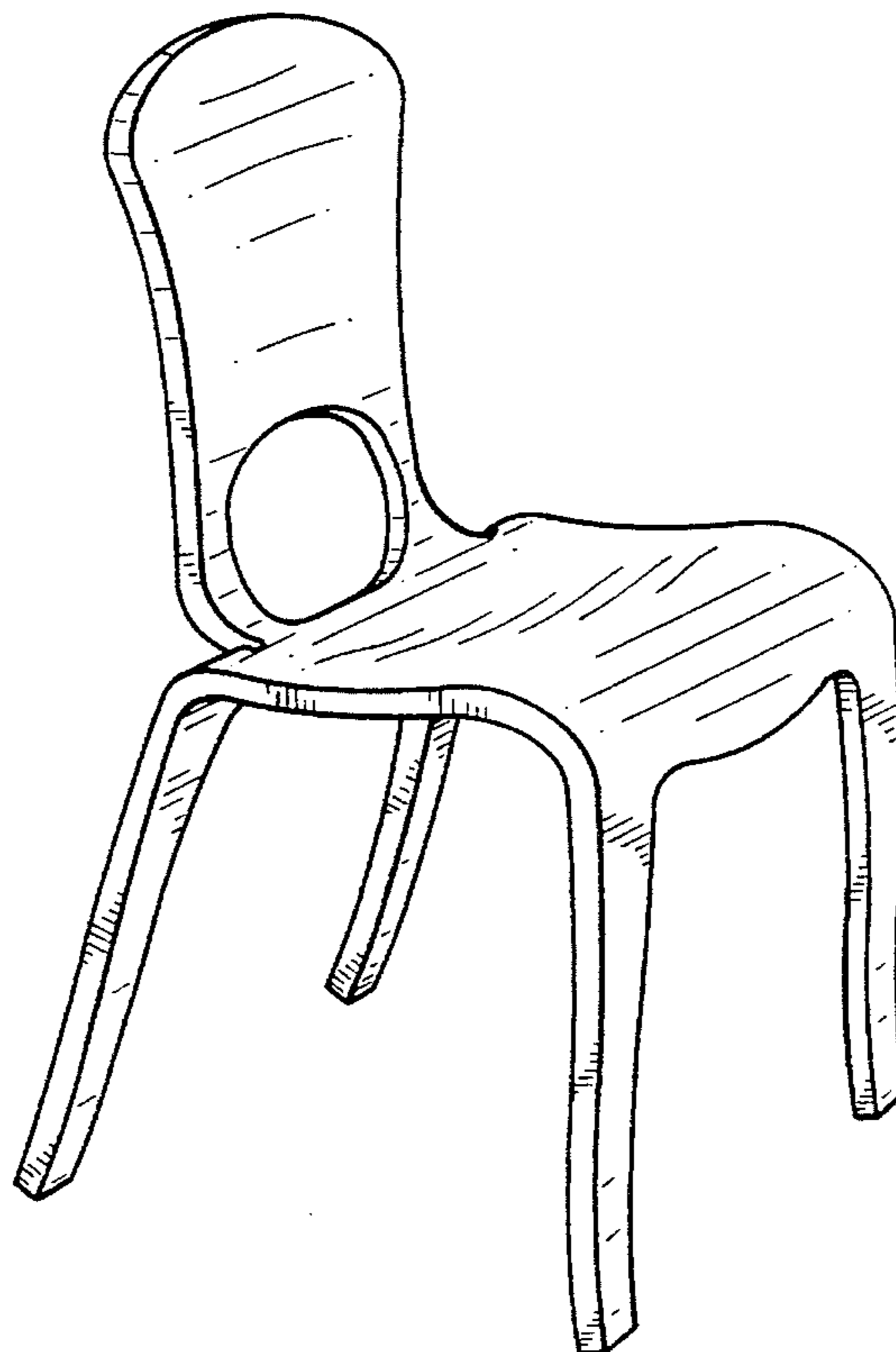
[57] **CLAIM**

The ornamental design for a chair, as shown and described.

DESCRIPTION

FIG. 1 is a perspective view of the chair, showing my new design;
FIG. 2 is a side elevation view thereof, the opposite elevation view being a mirror image;
FIG. 3 is a front elevation thereof;
FIG. 4 is a rear elevation thereof;
FIG. 5 is a top plan thereof; and,
FIG. 6 is a bottom plan view thereof.

1 Claim, 3 Drawing Sheets



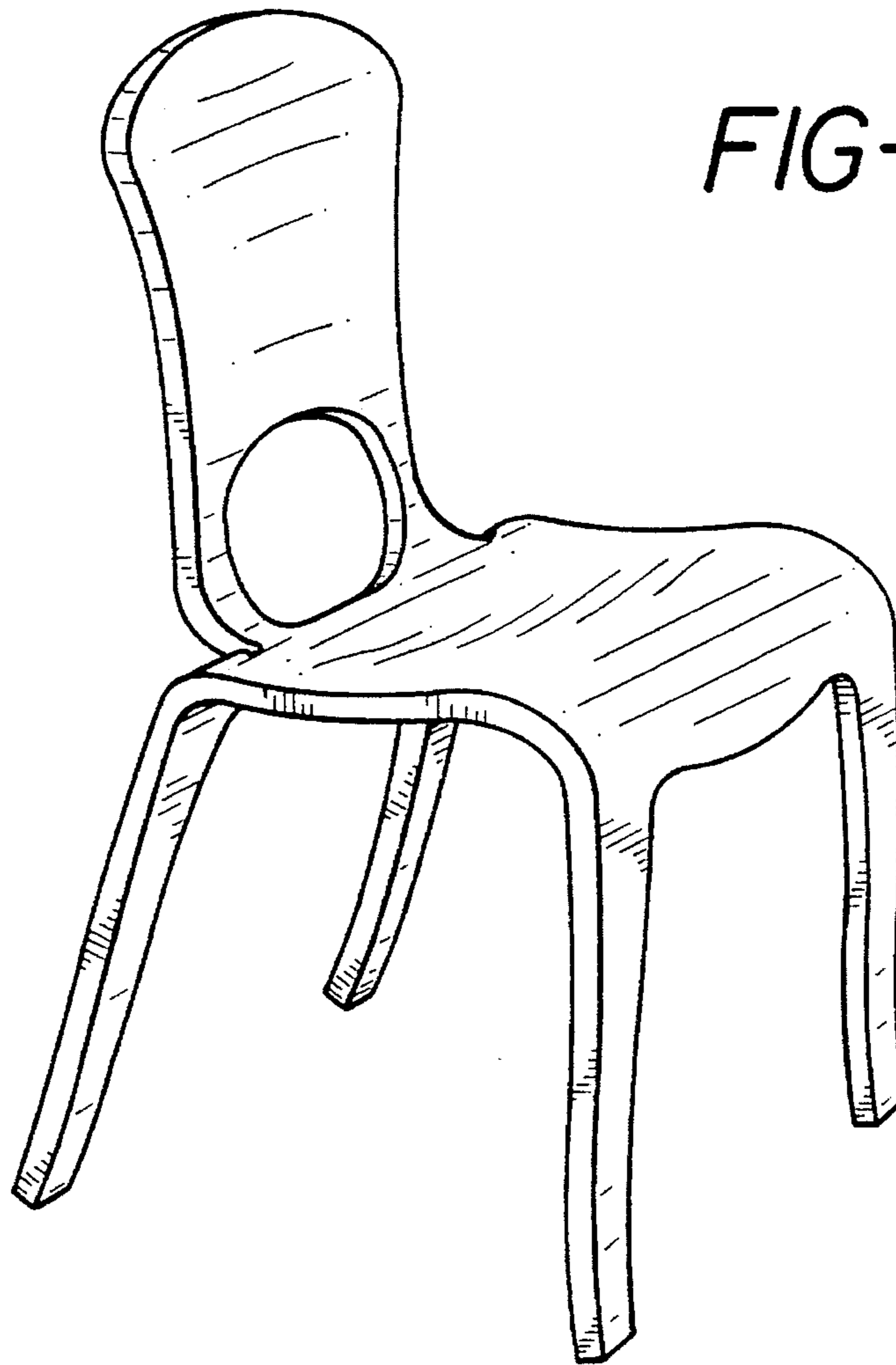


FIG-1

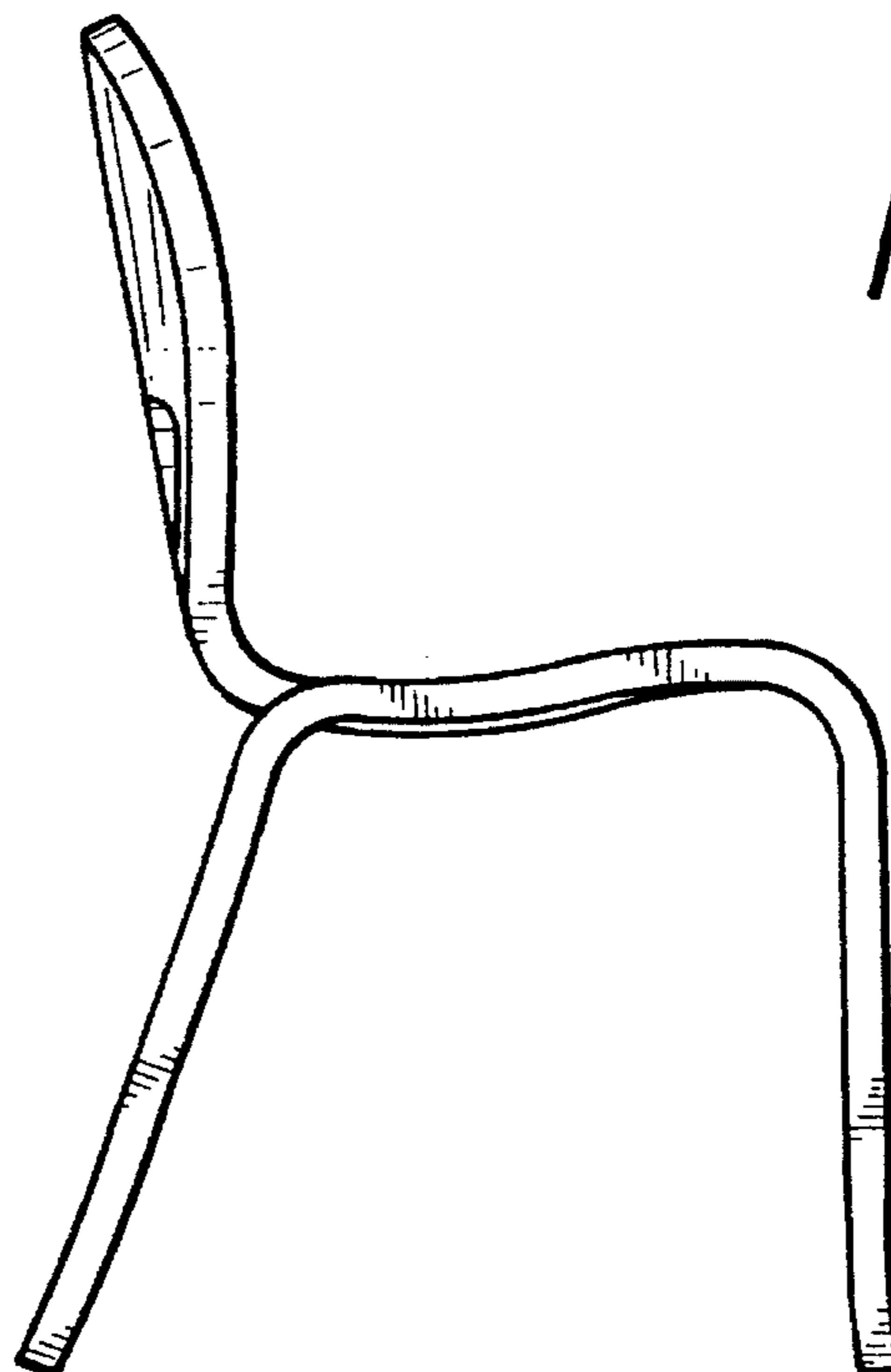


FIG-2

FIG-3

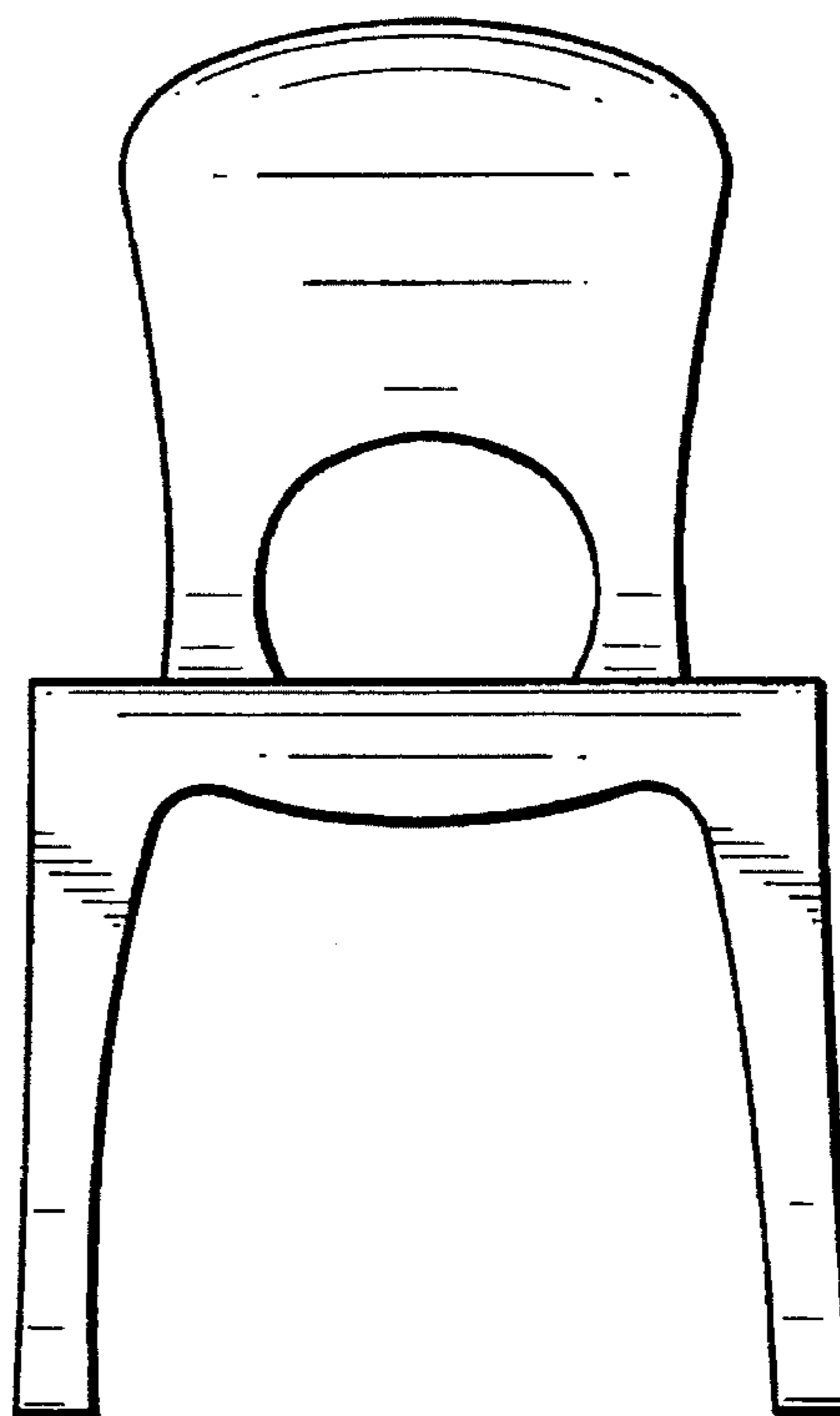


FIG-4

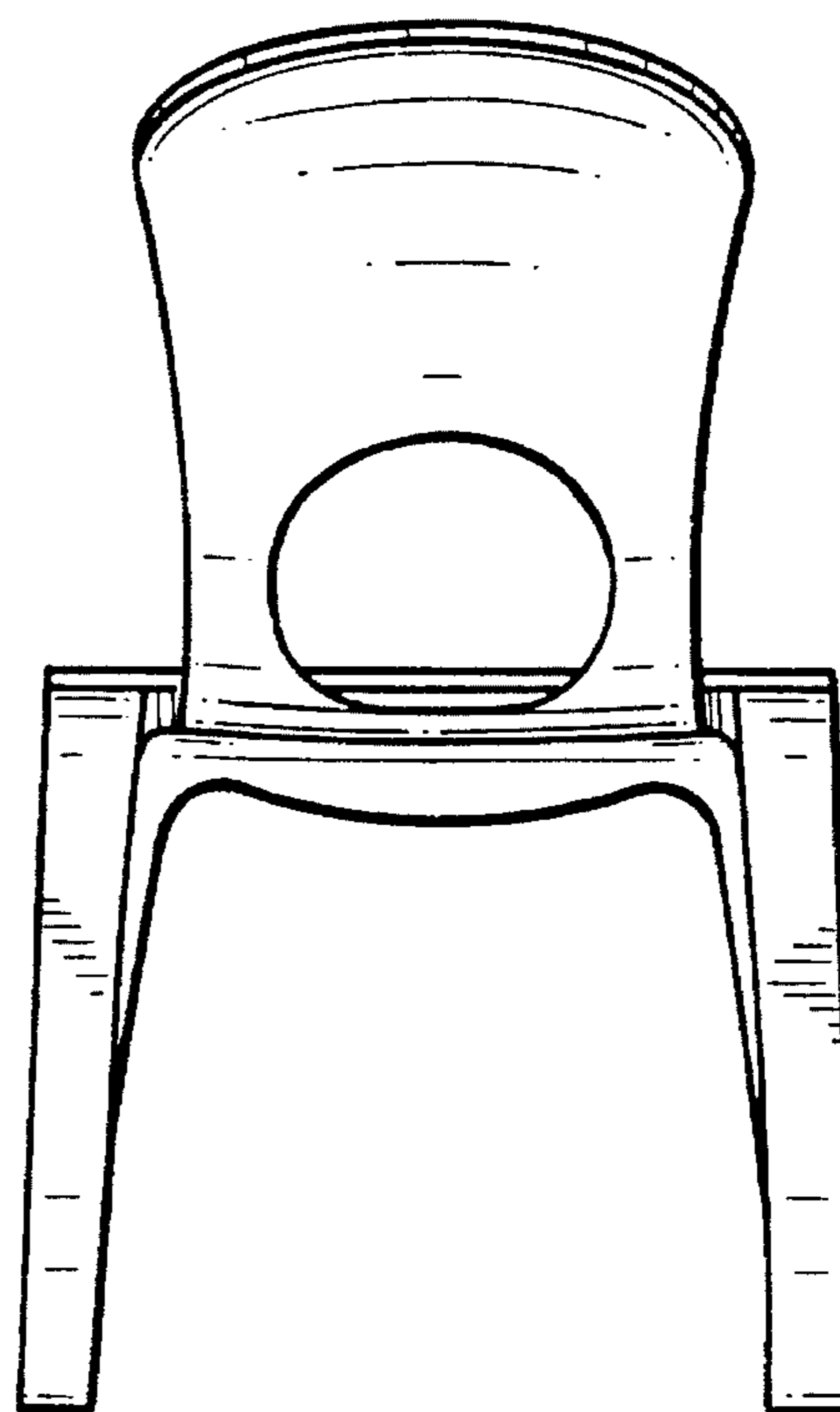


FIG-5

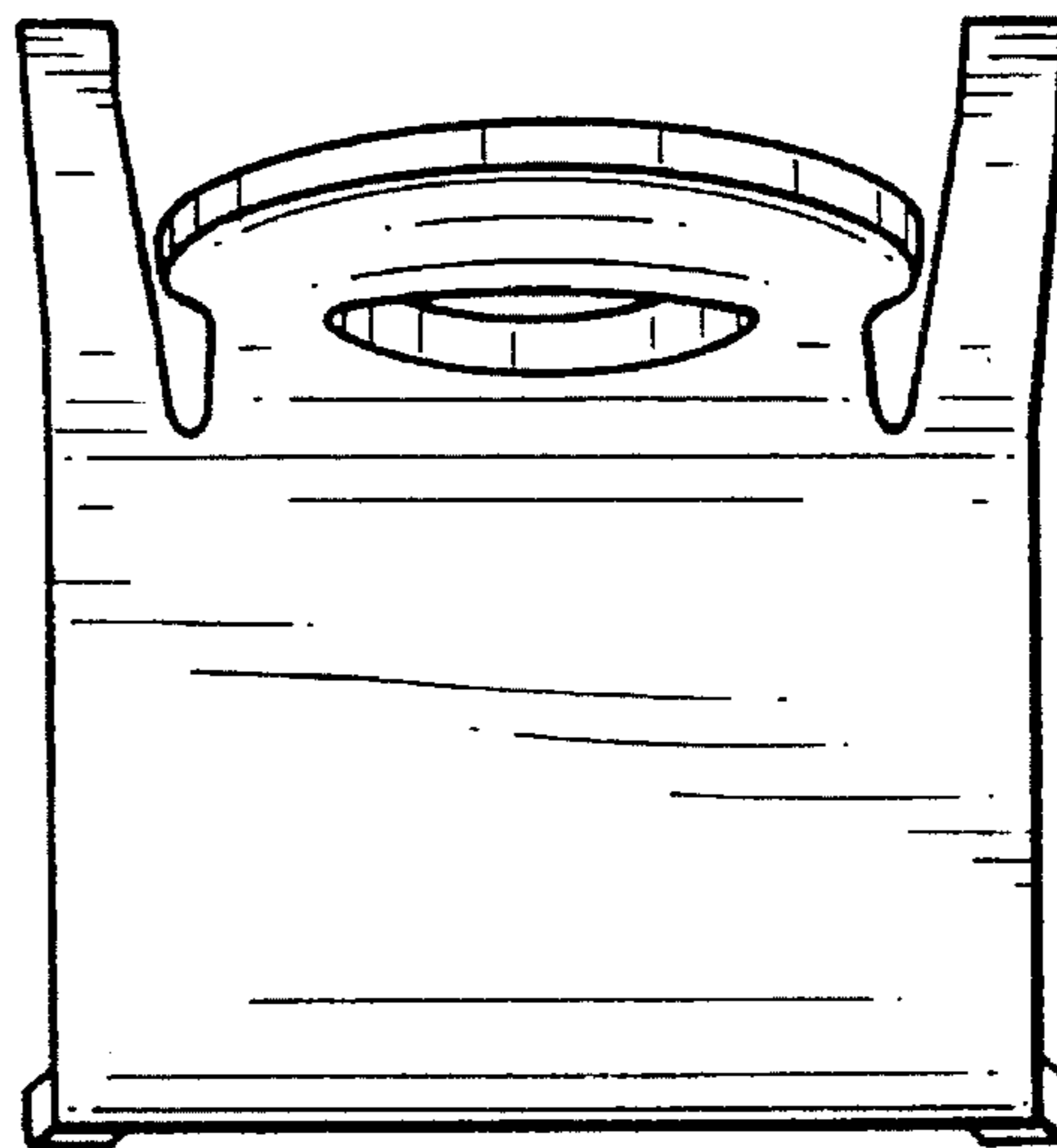


FIG-6

