



US00D365440S

United States Patent [19]

Stokesberry, Jr.

[11] Patent Number: **Des. 365,440**

[45] Date of Patent: ****Dec. 26, 1995**

[54] **SPORTS FAN**

[76] Inventor: **William A. Stokesberry, Jr.**, 6401 Cheltenham Way, Citrus Heights, Calif. 95621

[**] Term: **14 Years**

[21] Appl. No.: **13,252**

[22] Filed: **Sep. 22, 1993**

[52] U.S. Cl. **D3/3**

[58] Field of Search D3/1-4; 416/70 R-73; D21/28; D10/116

D. 96,825	9/1935	Epworth	D3/3
D. 282,125	1/1986	Alonzo	D3/3
D. 334,951	4/1993	Mills	D3/2
2,334,298	11/1943	Vallone	D3/3

Primary Examiner—Ralf Seifert

[57] CLAIM

The ornamental design for a sports fan, as shown and described.

DESCRIPTION

FIG. 1 is a front elevational view of the a sports fan showing my new design;
 FIG. 2 is a rear elevational view thereof;
 FIG. 3 is a left side elevational view thereof;
 FIG. 4 is a right side elevational view thereof;
 FIG. 5 is a top plan view thereof;
 FIG. 6 is a bottom plan view thereof;
 FIG. 7 is an front elevational view of the device when closed view thereof; and,
 FIG. 8 is a perspective view thereof when open.

1 Claim, 5 Drawing Sheets

[56] References Cited

U.S. PATENT DOCUMENTS

D. 6,005	6/1872	McLoughlin	D3/3
8,364	6/1875	Metz	D3/3
8,936	2/1876	Dudley	D3/2
18,951	3/1889	Clinton	D3/4
22,452	5/1893	Williams	D3/3
D. 24,903	11/1895	Elmore	D3/3
D. 47,488	6/1915	Hirschmann	D3/3




FIG. 1




FIG. 2




FIG. 3



FIG. 4



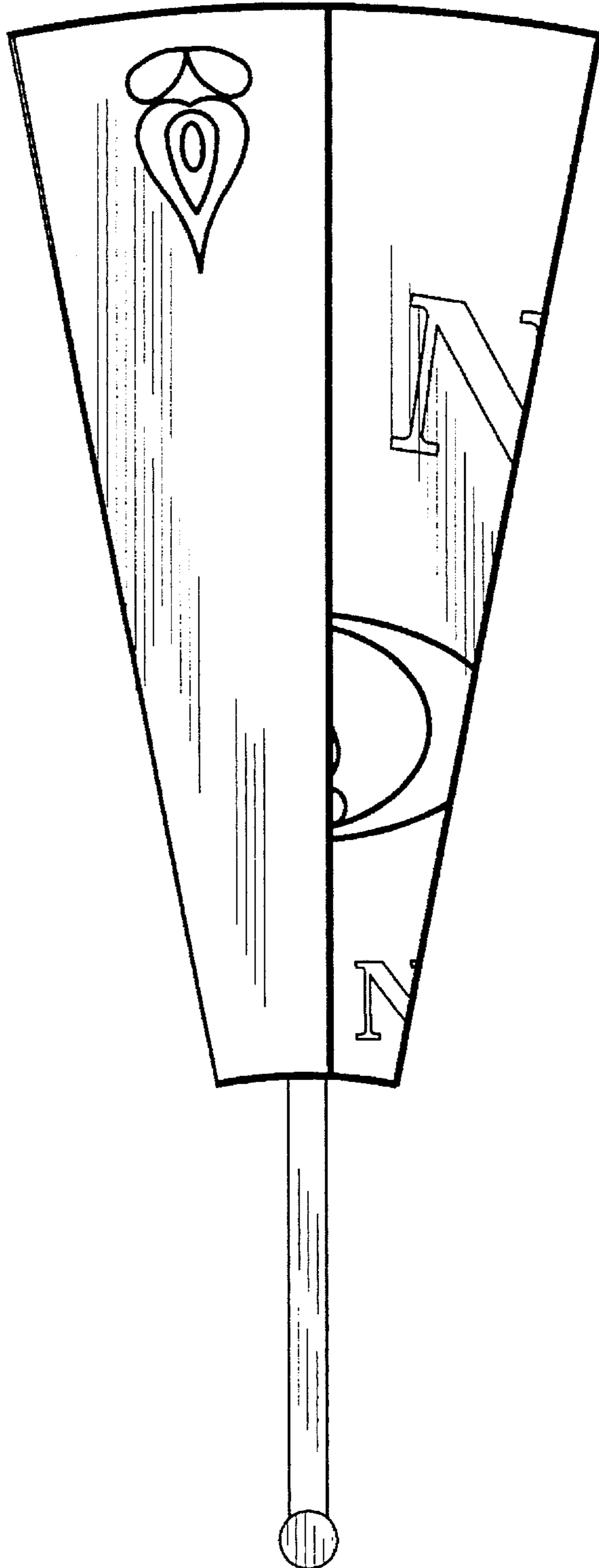
FIG. 5



FIG. 6



FIG. 7



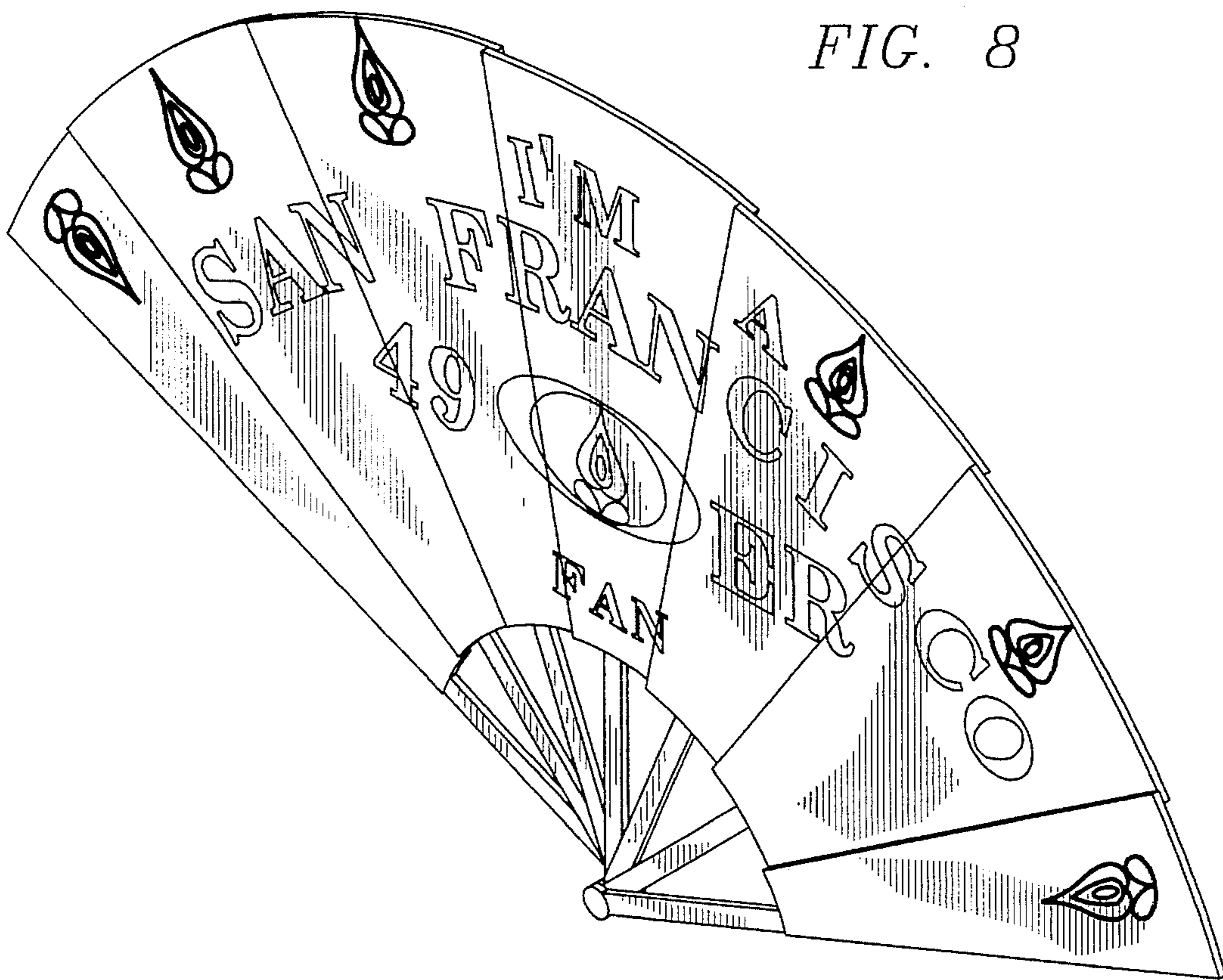


FIG. 8