



US00D365433S

**United States Patent** [19]  
**English**

[11] **Patent Number: Des. 365,433**  
[45] **Date of Patent: \*\*Dec. 26, 1995**

[54] **CAP LINER PROTECTOR**

4,394,782 7/1983 Wasson ..... 2/181  
4,768,232 9/1988 Villalobos ..... D2/866 X

[76] Inventor: **James N. English**, 608 Penn Ave., West Reading, Pa. 19166

**FOREIGN PATENT DOCUMENTS**

[\*\*] Term: **14 Years**

253402 6/1927 Italy ..... 2/181

[21] Appl. No.: **20,610**

*Primary Examiner*—Ted Shooman  
*Assistant Examiner*—C. Tuttle

[22] Filed: **Mar. 29, 1994**

[57] **CLAIM**

The ornamental design for a cap liner protector, as shown and described.

**Related U.S. Application Data**

**DESCRIPTION**

[63] Continuation of Ser. No. 858,359, Mar. 26, 1992, abandoned.

[52] U.S. Cl. .... **D2/891**

[58] **Field of Search** ..... D2/891, 894, 860,  
D2/627; D24/189-192; 2/10, 12, 63, 171.2,  
181, 181.2, 181.4, 181.6, 182.3, 209.4,  
DIG. 11

FIG. 1 is a front elevational view of the cap liner protector showing my new design;  
FIG. 2 is a rear elevational view thereof;  
FIG. 3 is a left side elevational view thereof;  
FIG. 4 is a right side elevational view thereof;  
FIG. 5 is a top plan view thereof;  
FIG. 6 is a bottom plan view thereof; and,  
FIG. 7 is an isometric view showing a use thereof.  
The broken line showing of the cap in FIG. 7 is for illustrative purposes only and forms no part of the claimed design.

[56] **References Cited**

**U.S. PATENT DOCUMENTS**

D. 135,206 3/1943 Mynors ..... D2/632  
D. 280,570 9/1985 Stanley et al. .... D2/632  
D. 315,052 3/1991 Lockwood et al. .... D2/871  
2,783,474 3/1957 Campagna et al. .... 2/181 X

**1 Claim, 3 Drawing Sheets**

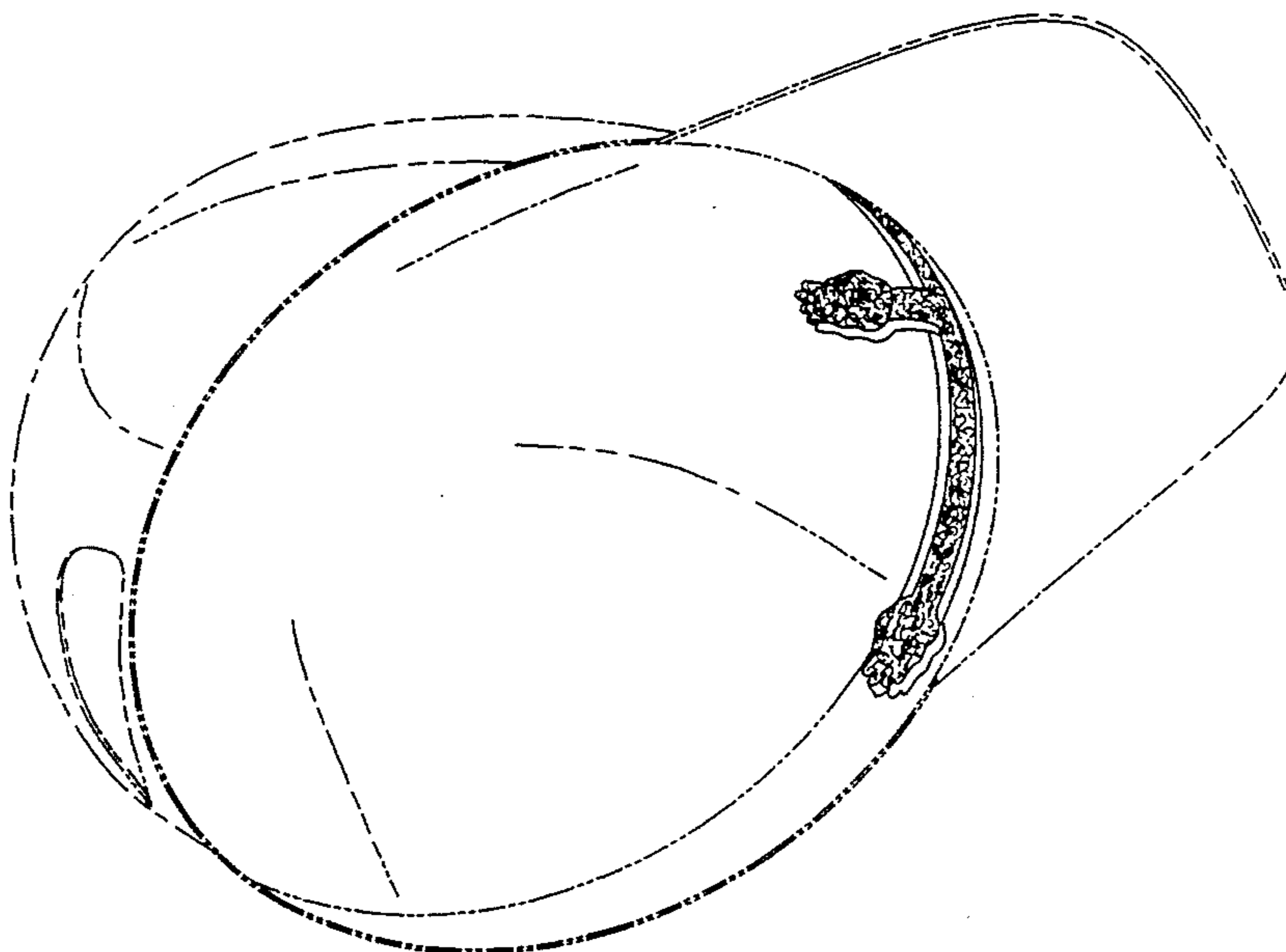
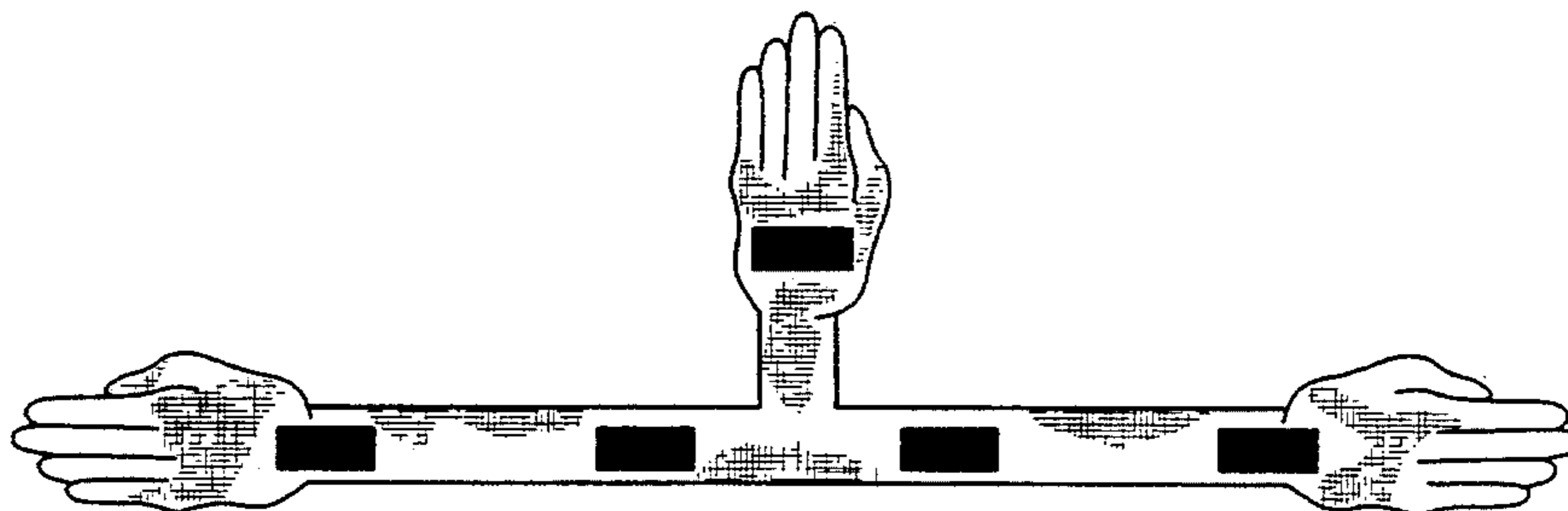


FIG. 1

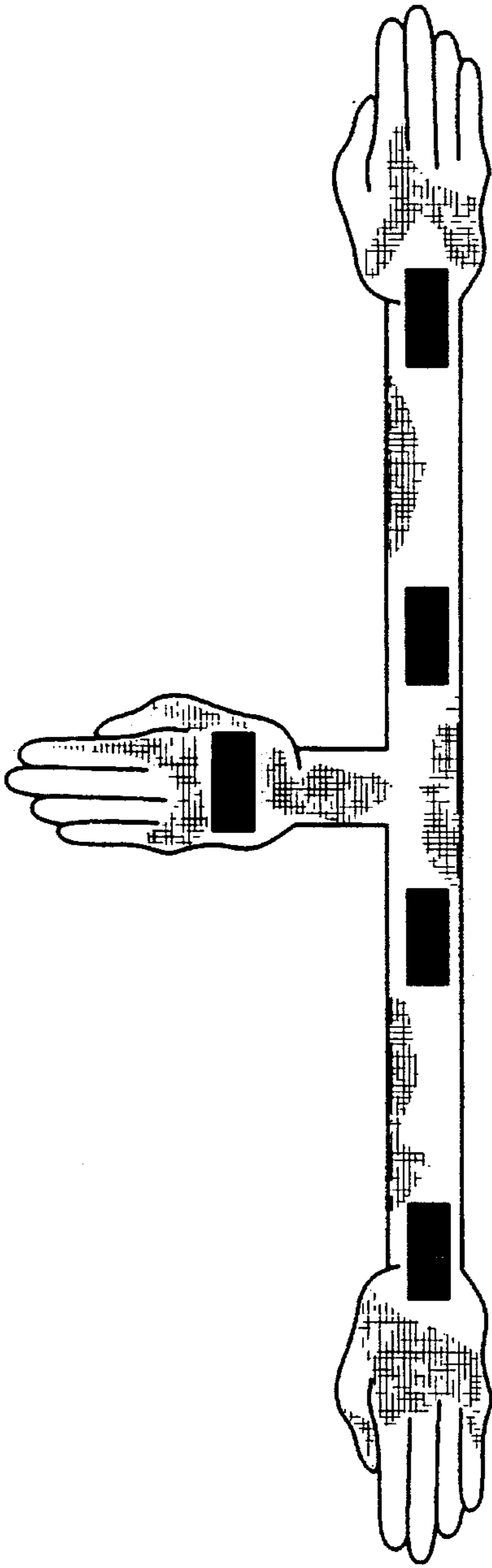


FIG. 2

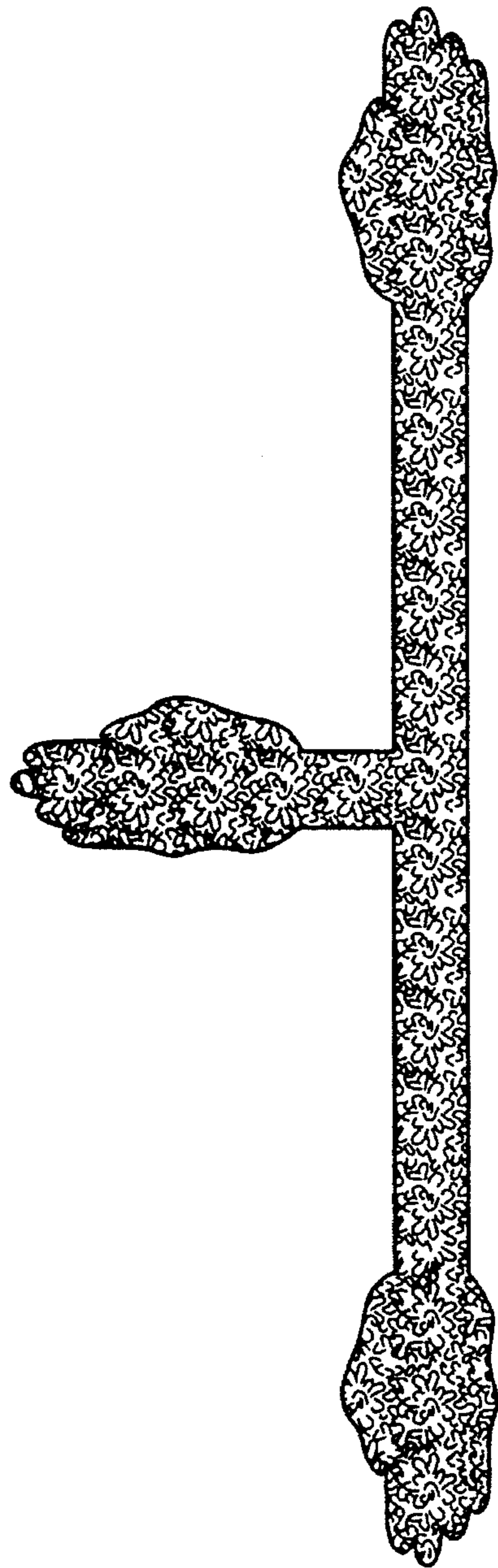


FIG. 3



FIG. 4



FIG. 5



FIG. 6



FIG. 7

