



US00D365430S

**United States Patent** [19]  
**Riboli**

[11] **Patent Number: Des. 365,430**

[45] **Date of Patent: \*\*Dec. 19, 1995**

[54] **SAVINGS BANK**

D. 309,054 7/1990 Knox ..... D99/37  
D. 333,373 2/1993 Pacelli ..... D99/37  
D. 338,766 8/1993 Matheu ..... D99/37

[76] Inventor: **Charles T. Riboli**, P.O. Box 6873,  
Brookings, Oreg. 97415

*Primary Examiner*—Martie Thompson

[\*\*] Term: **14 Years**

[57] **CLAIM**

[21] Appl. No.: **23,480**

The ornamental design for a savings bank, as shown and described.

[22] Filed: **May 25, 1994**

[52] U.S. Cl. .... **D99/37; D8/333**

**DESCRIPTION**

[58] **Field of Search** ..... D99/37; D8/333,  
D8/334, 330, 331; 206/0.8-0.84; 232/4 R;  
446/8, 9, 10, 11, 12, 13; 229/8.5; 493/945;  
70/20-25

FIG. 1 is an isometric view of a savings bank showing my new design;

FIG. 2 is a top plan view;

FIG. 3 is a bottom plan view; and,


FIG. 4 is a side elevational view, the side not shown being a mirror image thereof.

[56] **References Cited**

**U.S. PATENT DOCUMENTS**

D. 103,620 3/1937 Soref et al. .... D99/37

**1 Claim, 1 Drawing Sheet**



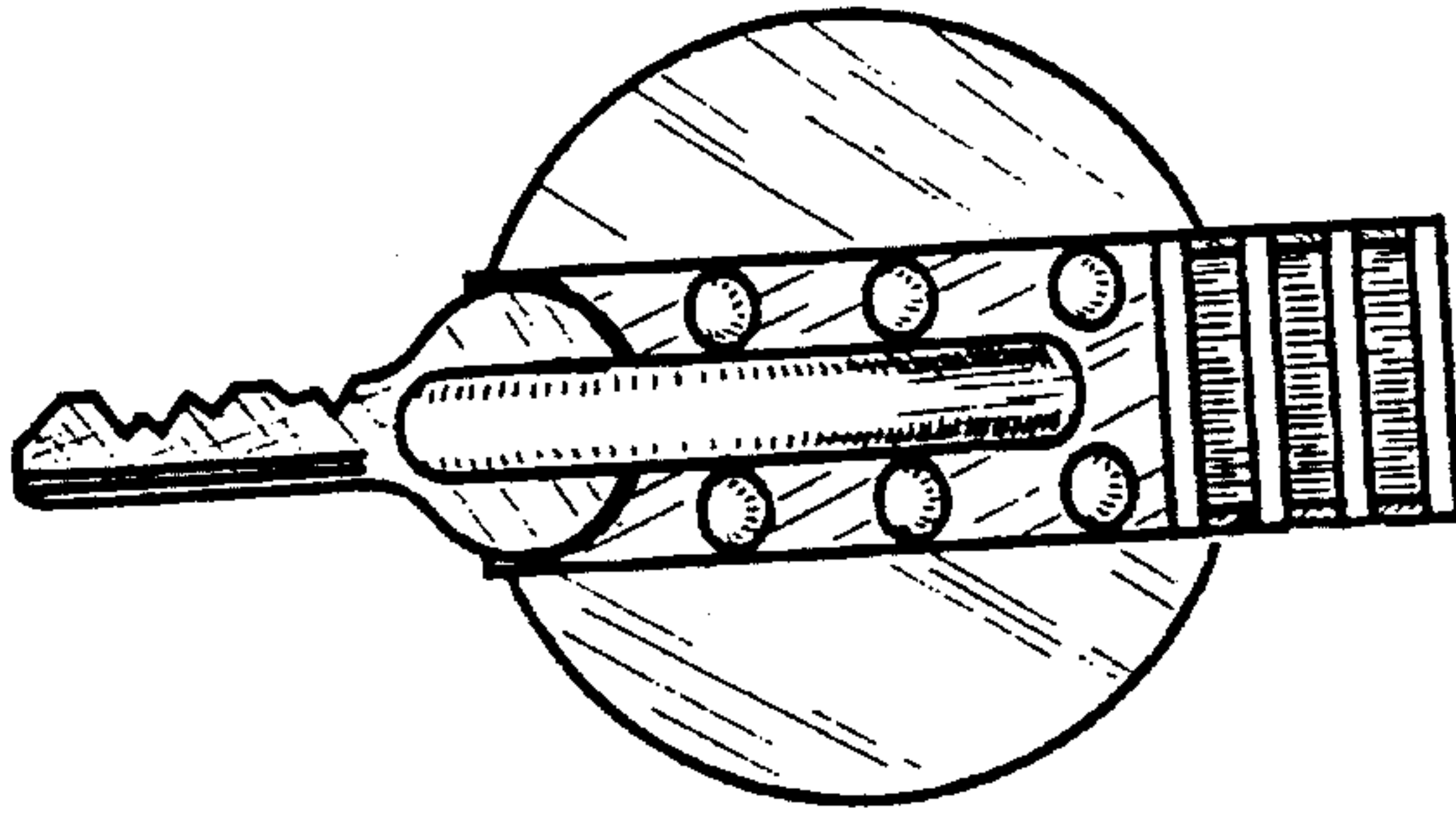


Fig. 2




Fig. 1

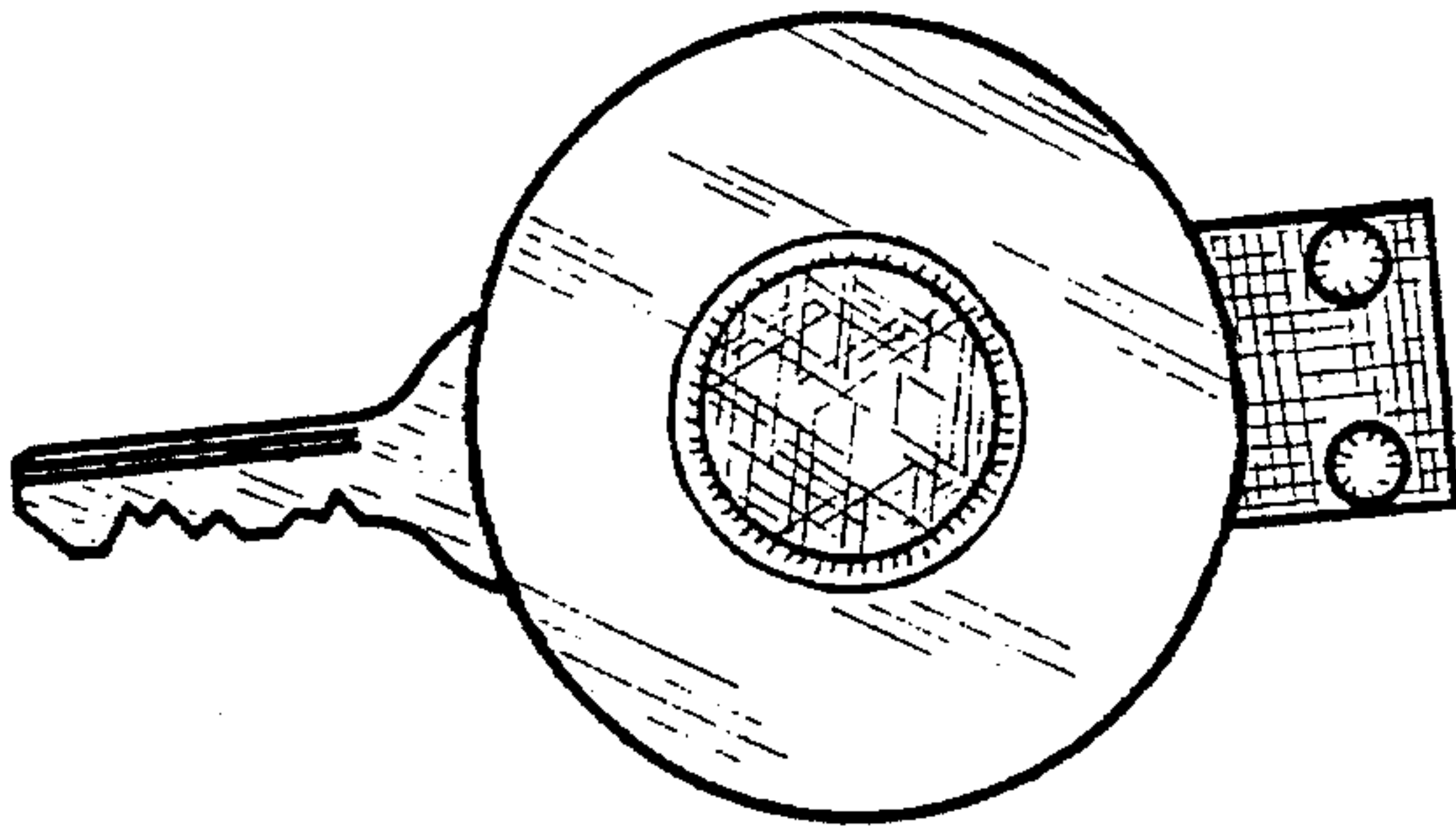


Fig. 3




Fig. 4