



US00D365428S

United States Patent [19]

[11] Patent Number: **Des. 365,428**

Prout et al.

[45] Date of Patent: ****Dec. 19, 1995**

[54] PORTABLE TRASH CONTAINER

[75] Inventors: **J. Timothy Prout**, Winston-Salem;
Todd E. Wright, Statesville; **Anthony J. Brescia**, Huntersville; **Smith E. Trent, III**, Statesville, all of N.C.

[73] Assignee: **Toter, Inc.**, Statesville, N.C.

[**] Term: **14 Years**

[21] Appl. No.: **30,593**

[22] Filed: **Nov. 3, 1994**

Related U.S. Application Data

[63] Continuation of Ser. No. 19,370, Mar. 1, 1994, abandoned.

[52] U.S. Cl. **D34/5**

[58] Field of Search D34/1, 5-9, 11;
D32/37; 220/675, 908-911, DIG. 12, DIG. 14,
500, 553, 555; 232/43.2; D12/204, 211

[56] References Cited

U.S. PATENT DOCUMENTS

D. 33,141	8/1900	Conner	D12/211
D. 249,679	9/1978	Rotheiser	D12/204
D. 291,738	9/1987	Orlowski	D34/5
D. 292,638	11/1987	Carville	D34/5
D. 302,884	8/1989	Poisat	D34/5
D. 323,912	2/1992	Delmerico	D34/5
D. 324,595	3/1992	Beese et al.	D34/5
D. 347,095	5/1994	Apps et al.	D34/5
5,167,351	12/1992	Prout et al.	220/908

OTHER PUBLICATIONS

Brochure entitled "Atlas@Carts", Toter®, Incorporated; Jun. 1993.

Brochure entitled "If Its Tough Enough For These Streets, It's Tough Enough for Yours"; Toter, Incorporated, Apr. 1992.

Brochure entitled "We're Rolling Out America's First Injection-Molded Cart"; OTTO; 1992.

Brochure entitled "The Front Line in Refuse Collection"; OTTO; 1989.

Brochure entitled "Size Wise"; OTTO; 1992.

Brochure entitled "Dual Superiority"; RRS Industries, Inc.; 1988.

Brochure entitled "Quality Makes The Difference"; 1991; Schaefer Systems International, Inc.

Primary Examiner—A. Hugo Word

Assistant Examiner—Robin V. Taylor

Attorney, Agent, or Firm—Rhodes, Coats & Bennett

[57] CLAIM

The ornamental design for a portable trash container, as shown and described.

DESCRIPTION

FIG. 1 is a perspective view of a portable trash container showing my new design;


FIG. 2 is a front elevational view thereof;

FIG. 3 is a side elevational view thereof, the other side being a mirror image;

FIG. 4 is a rear elevational view thereof; and,

FIG. 5 is a top plan view thereof.

1 Claim, 3 Drawing Sheets



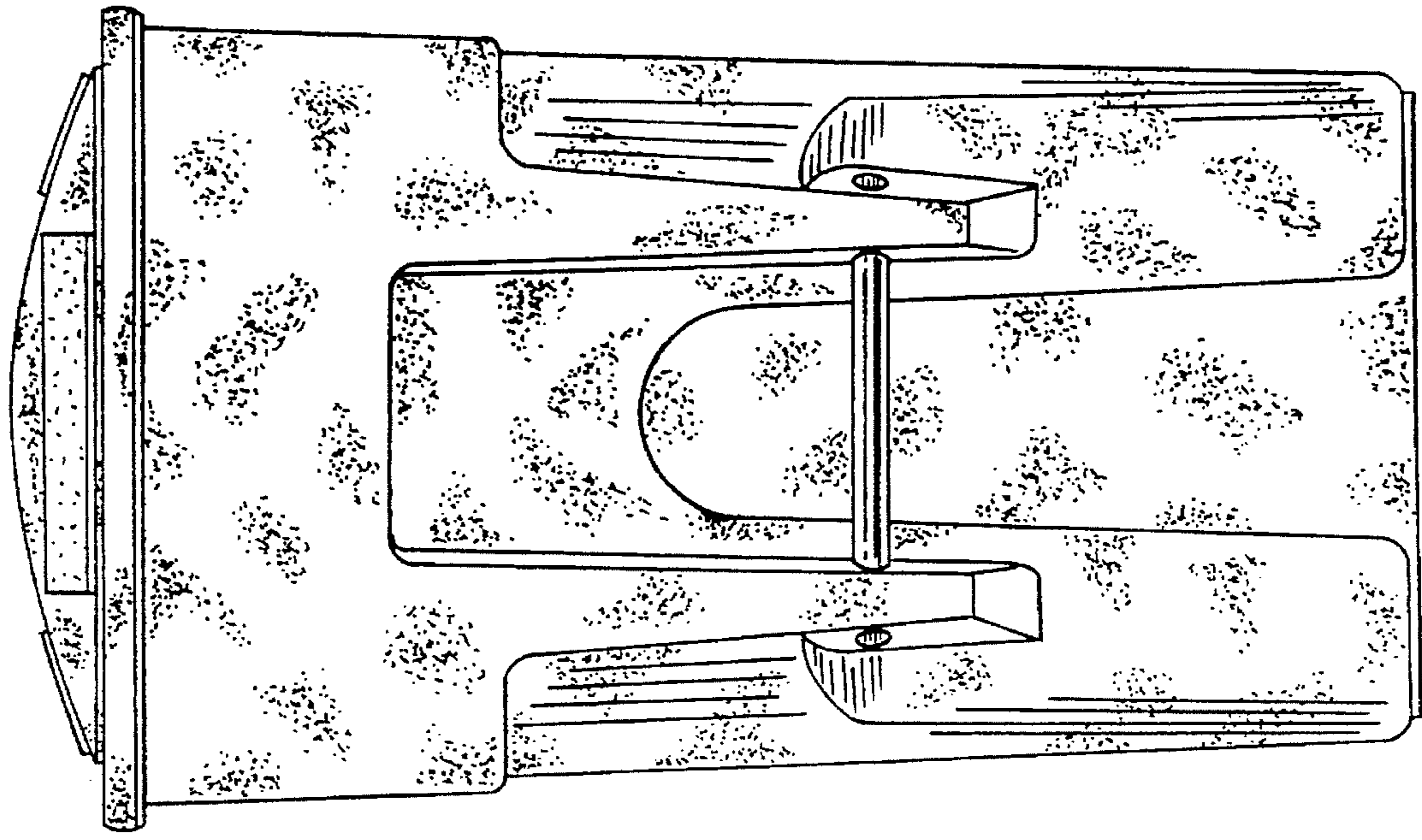


FIG. 2

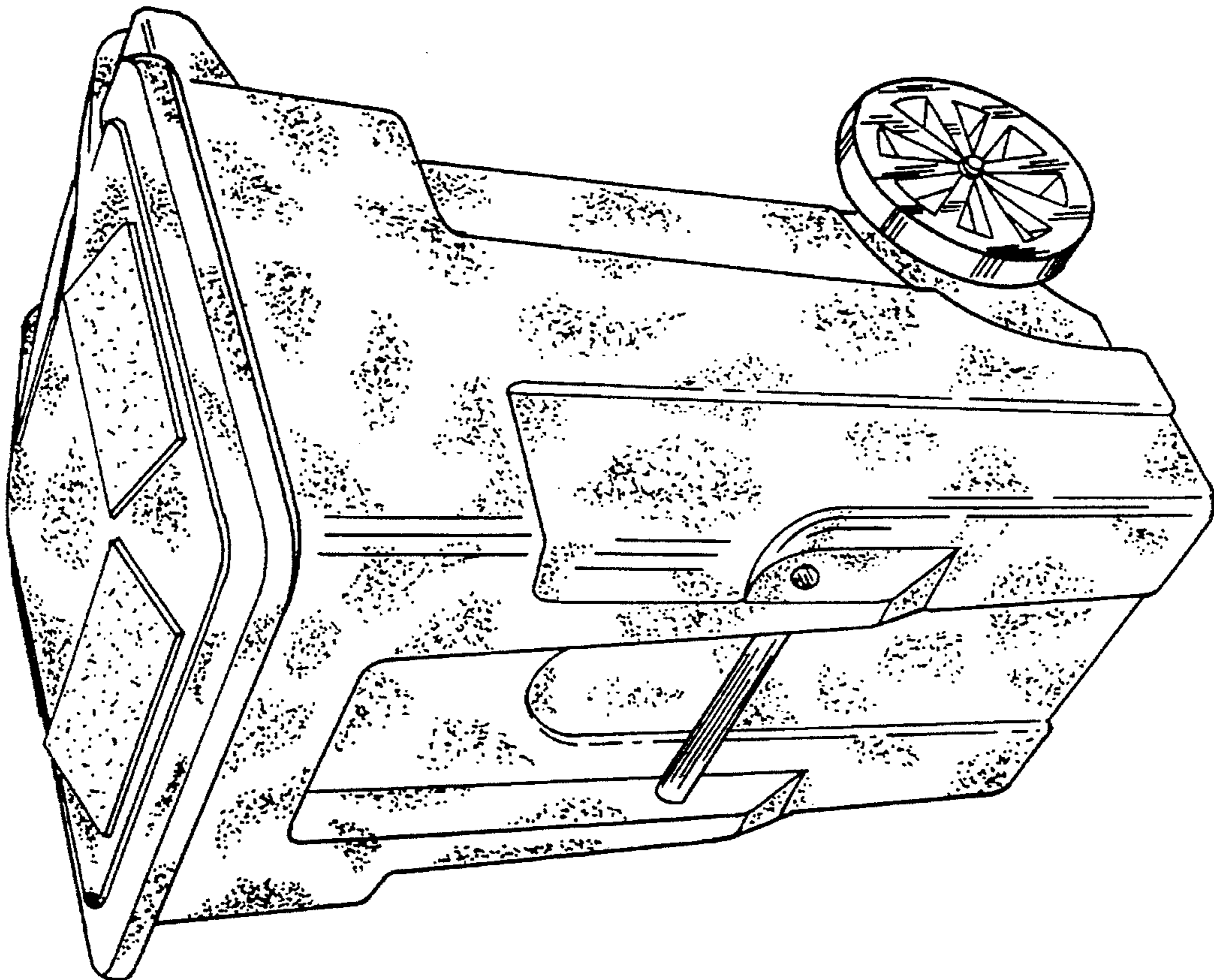


FIG. 1

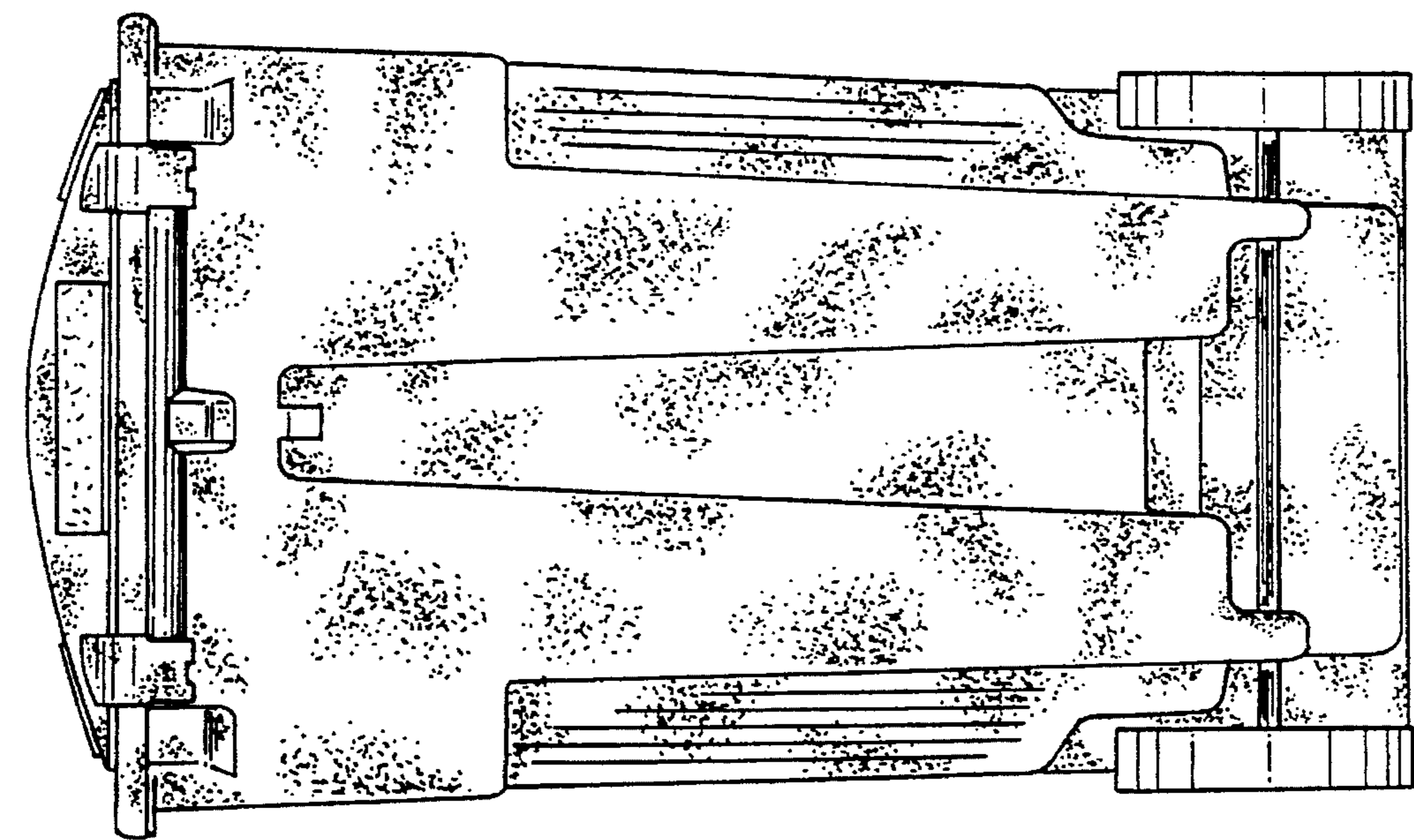


FIG. 4

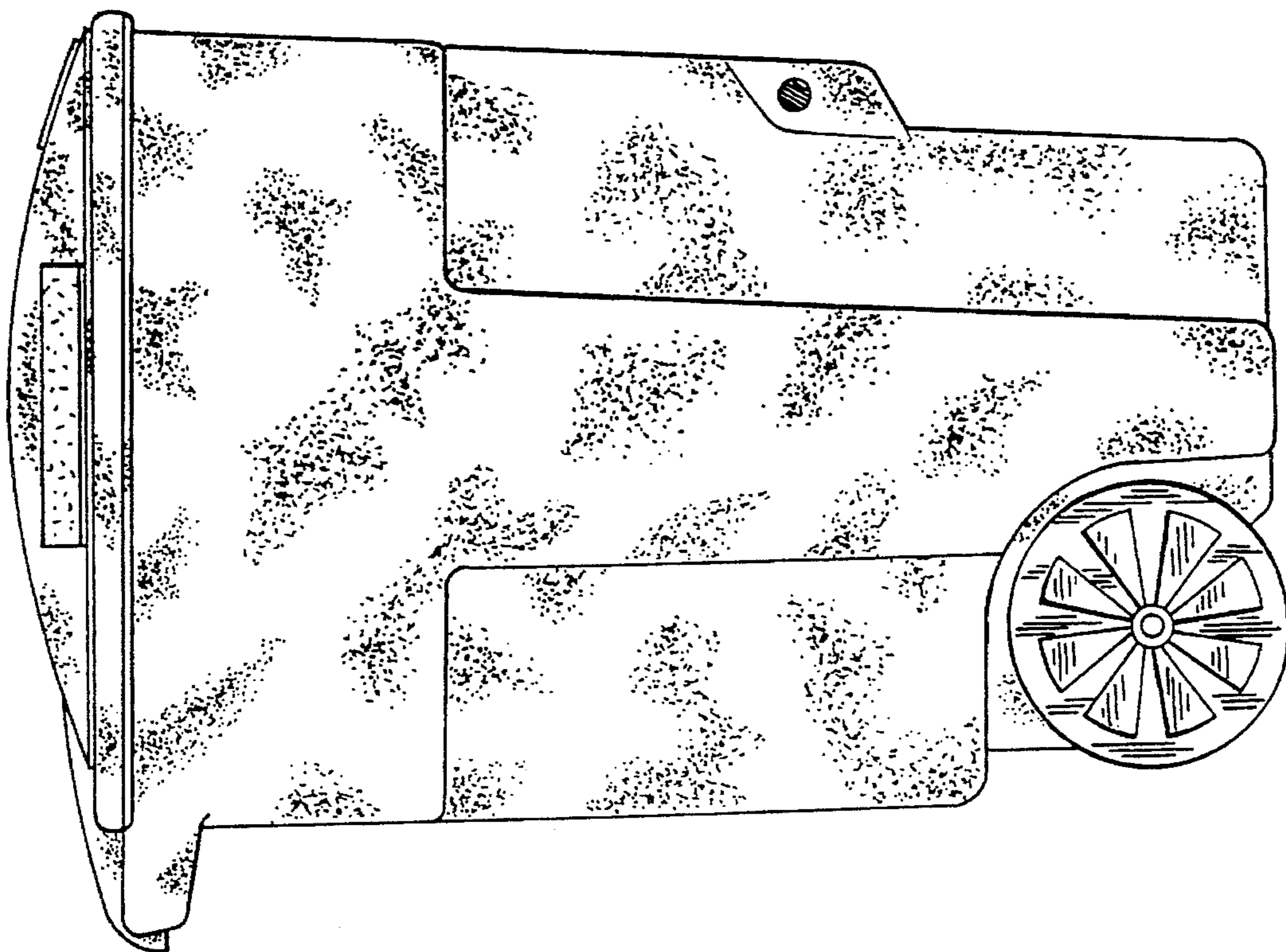


FIG. 3

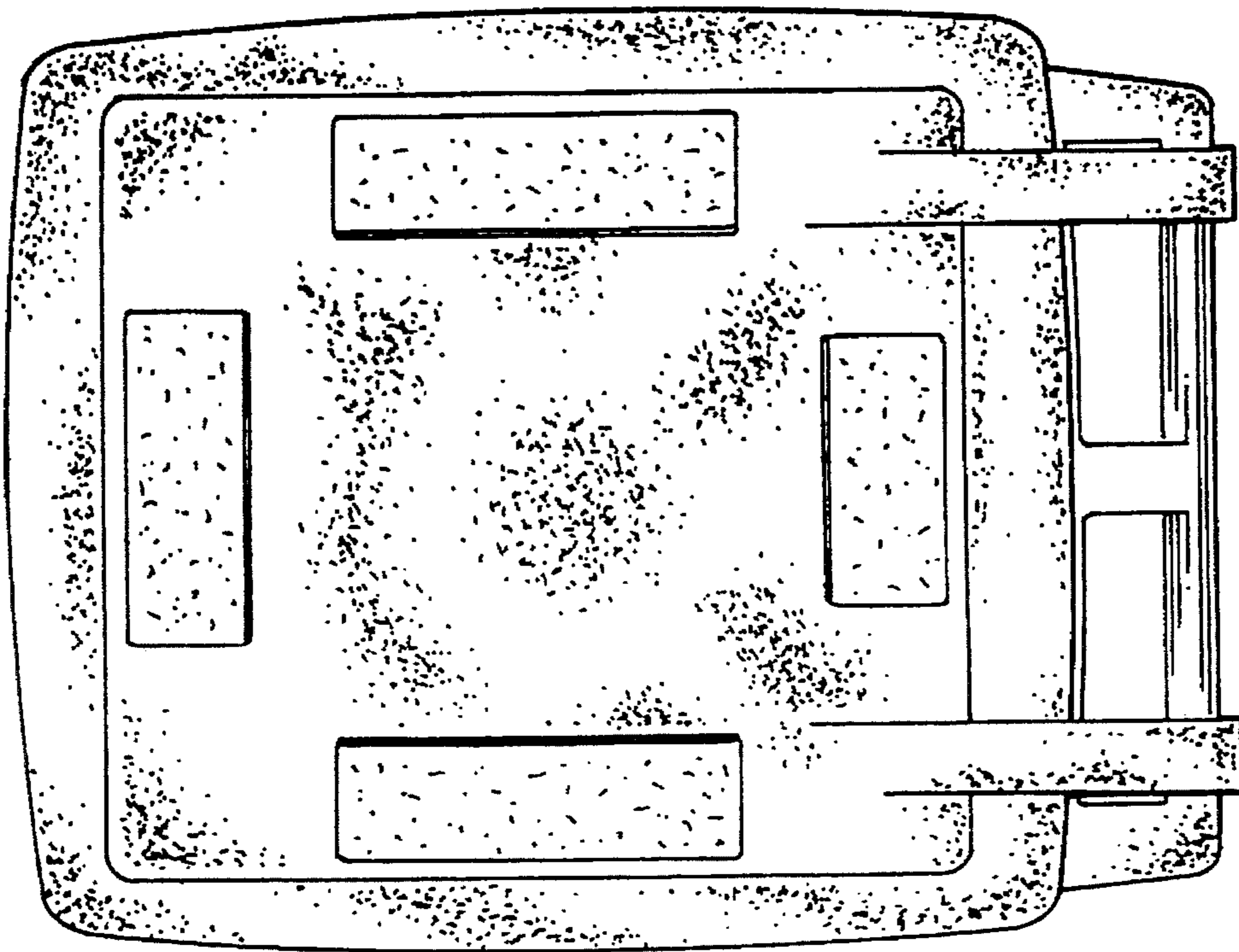


FIG. 5