



US00D365425S

# United States Patent [19] Breshears

[11] **Patent Number: Des. 365,425**  
[45] **Date of Patent: \*\*Dec. 19, 1995**

[54] **DIP STICK WIPE CLOTH**

1,951,079 3/1934 Zihlman ..... 15/220.4  
4,374,445 2/1983 Wilson ..... 15/220.4

[76] Inventor: **RoseMary L. Breshears**, 37309 E.  
Hudson Rd., Oak Grove, Mo.  
64075-9063

*Primary Examiner*—A. Hugo Word  
*Assistant Examiner*—Cynthia E. Ramirez  
*Attorney, Agent, or Firm*—Harpman & Harpman

[\*\*] Term: **14 Years**

[57] **CLAIM**

[21] Appl. No.: **34,173**

The ornamental design for a dip stick wipe cloth, as shown and described.

[22] Filed: **Jan. 30, 1995**

[52] U.S. Cl. .... **D32/40**

**DESCRIPTION**

[58] **Field of Search** ..... D32/35, 40; D25/138;  
D1/123, 128, 102, 199; 15/220.4, 208;  
D20/42, 10; D8/90; D10/109; D19/34

FIG. 1 is a front, top and side perspective view of the dip stick wipe cloth embodying the design of the present invention;

[56] **References Cited**

FIG. 2 is a side elevational view thereof, the side opposite being a mirror image of the side shown in FIG. 2;

**U.S. PATENT DOCUMENTS**

FIG. 3 is a front elevational view thereof;

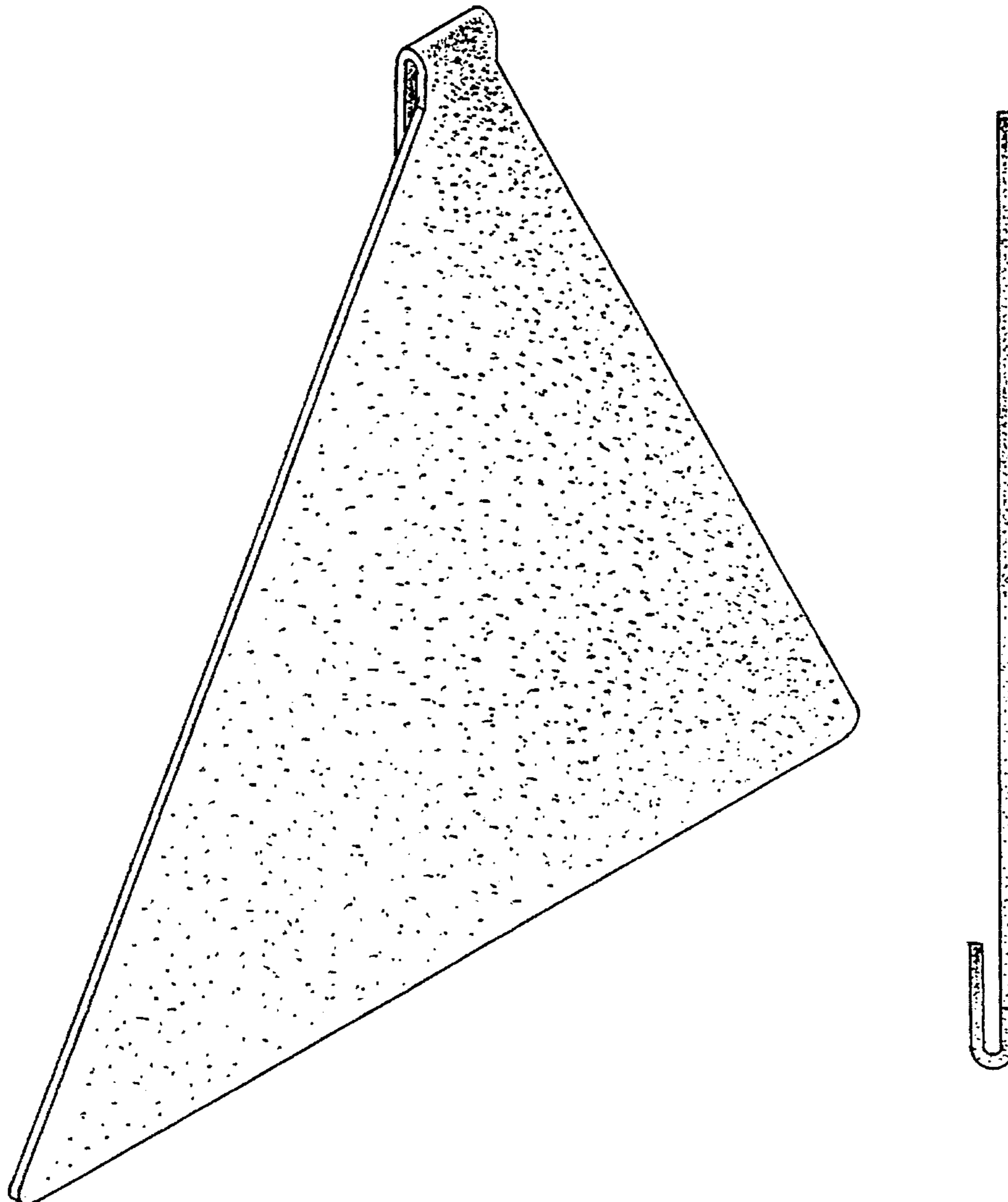
D. 73,128	7/1927	Hams	.....	D10/109
D. 323,233	1/1992	Duffy	.....	D1/128 X
D. 340,558	10/1993	Winters	.....	D32/40
D. 355,105	2/1995	Nemayui	.....	D32/40 X
1,947,833	2/1934	Dolbier	.....	15/220.4

FIG. 4 is a rear elevational view thereof;

FIG. 5 is a top plan view thereof; and,

FIG. 6 is a bottom plan view thereof.

**1 Claim, 3 Drawing Sheets**



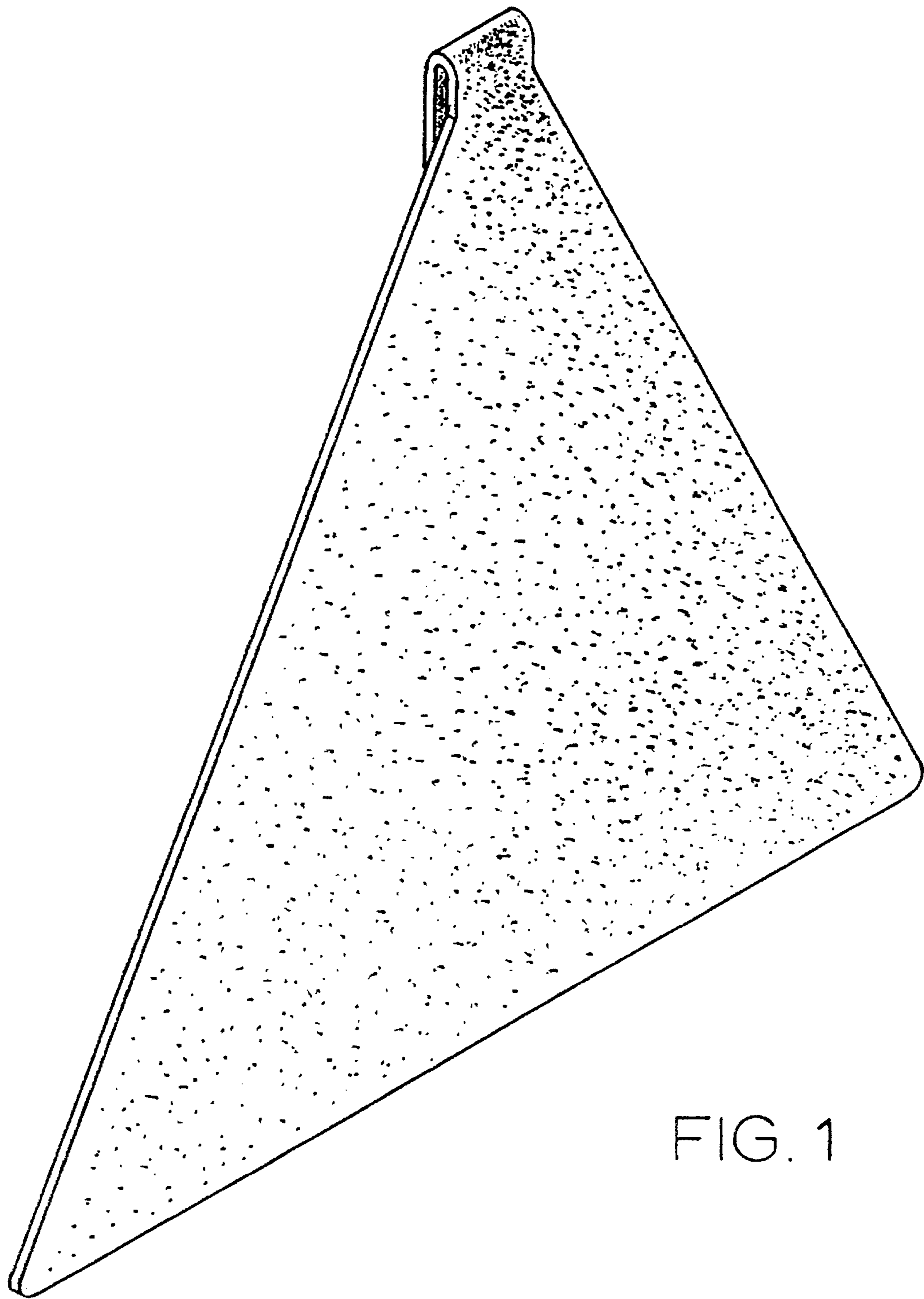


FIG. 1

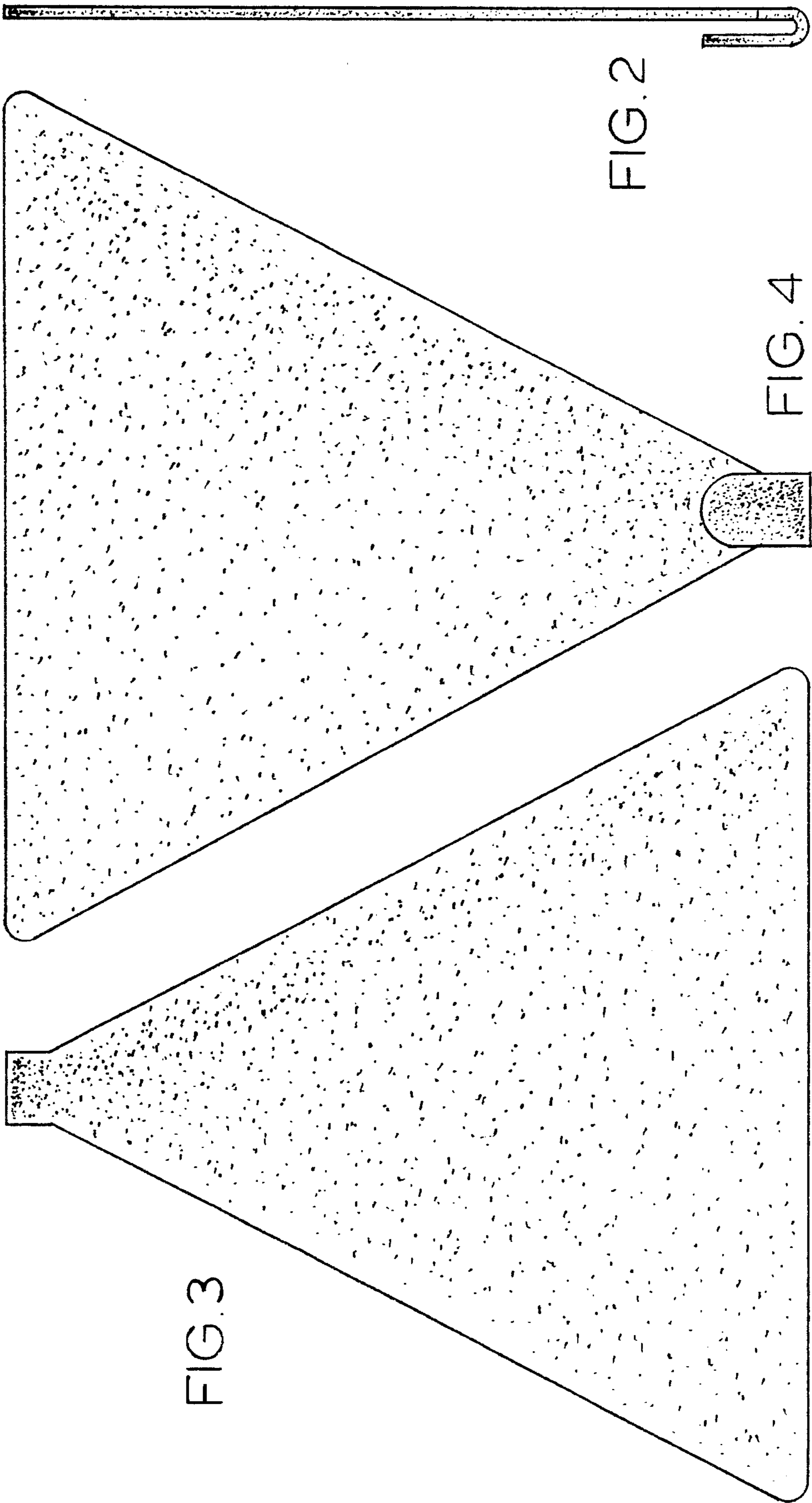


FIG. 2

FIG. 4

FIG. 3



FIG. 5



FIG. 6