



US00D365410S

United States Patent [19]
Corbett

[11] **Patent Number: Des. 365,410**
[45] **Date of Patent: **Dec. 19, 1995**

[54] **SUSPENDED LIGHTING FIXTURE**

[75] Inventor: **Thomas R. Corbett**, Dallas, Tex.

[73] Assignee: **Corbett Lighting, Inc.**, Dallas, Tex.

[**] Term: **14 Years**

[21] Appl. No.: **29,678**

[22] Filed: **Oct. 13, 1994**

[52] U.S. Cl. **D26/81**

[58] Field of Search **D26/72, 80-92;**
362/147, 404-408

[56] **References Cited**

U.S. PATENT DOCUMENTS

- D. 36,973 6/1904 Humphrey D26/88
- D. 58,106 7/1921 Poritz D26/81
- D. 67,337 5/1925 Chappell D26/81

OTHER PUBLICATIONS

- Lighting Fixture, Model 9246 from Corbett Catalogue 1993-1994, p. 9.
- Lighting Fixture, Model 9242 from Corbett Catalogue 1993-1994, p. 8.
- Lighting Fixture, Model 9247 from Corbett Catalogue 1993-1994, p. 10.
- Lighting Fixture, Model 9248 from Corbett Catalogue 1993-1994, p. 11.

Thomas Industries Lighting Catalog, 1988, p. 57 suspended lighting fixture #M-2837-62 (gr. 2900 ceiling lamp box).

Primary Examiner—Susan J. Lucas
Attorney, Agent, or Firm—Jeffrey G. Sheldon; Sheldon & Mak, Inc.

[57] **CLAIM**

The ornamental design for a suspended lighting fixture, as shown and described.

DESCRIPTION

FIG. 1 is a front perspective view of a suspended lighting fixture according to the present invention, the suspended lighting fixture being symmetrical in design;


FIG. 2 is a top plan view of the suspended lighting fixture of FIG. 1;

FIG. 3 is a bottom plan view of the suspended lighting fixture of FIG. 1;

FIG. 4 is an enlarged fragmentary front elevational view of one of the light bulbs and supports therefor, the fixture being fragmentarily shown for convenience of illustration; and,

FIG. 5 is an enlarged fragmentary front elevational view of one of the light bulbs and supports of a second embodiment of the suspended lighting fixture, the fixture being fragmentarily shown for convenience of illustration, it being understood that the second embodiment differs from the first embodiment only by the shape of the lamp cups and by the additional glass diffuser around the light bulbs.

1 Claim, 3 Drawing Sheets







FIG. 1.

FIG. 2.






FIG. 3.

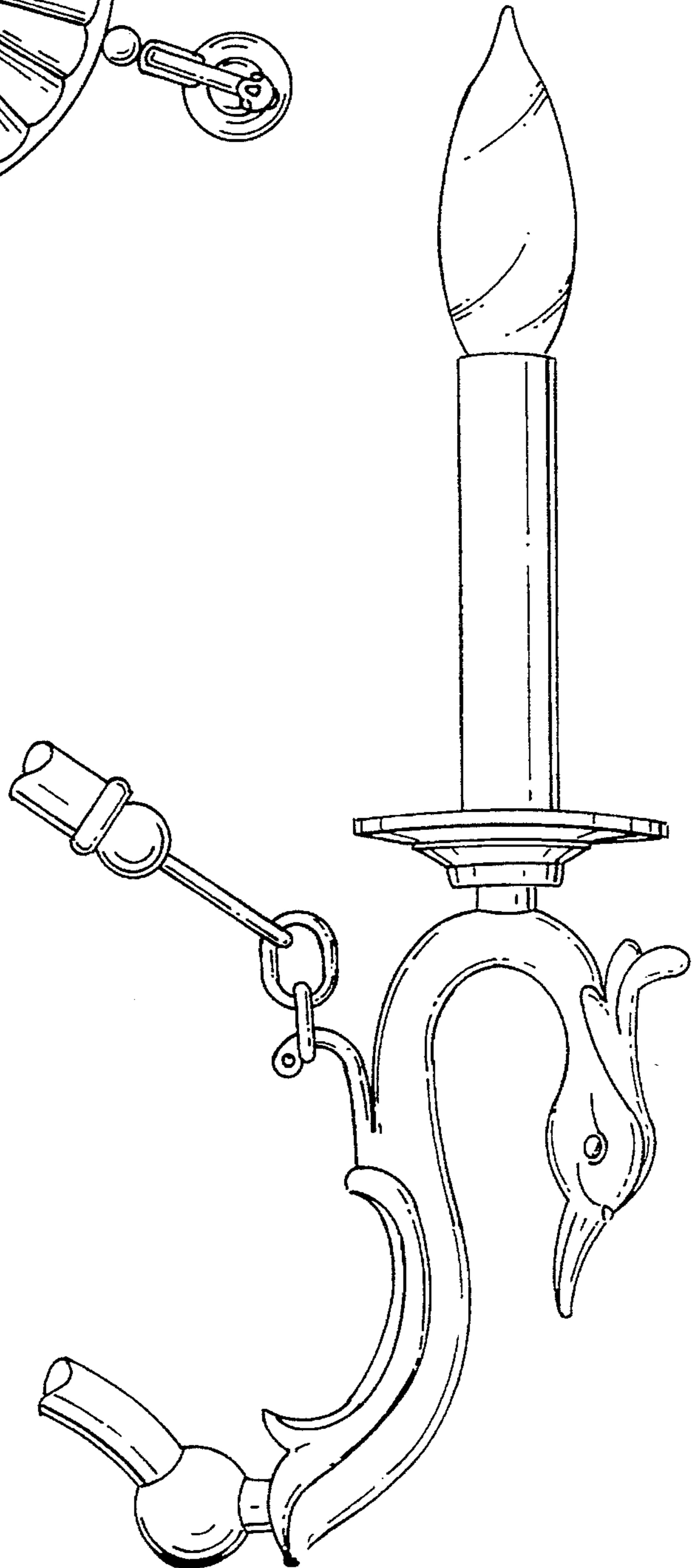


FIG. 4.

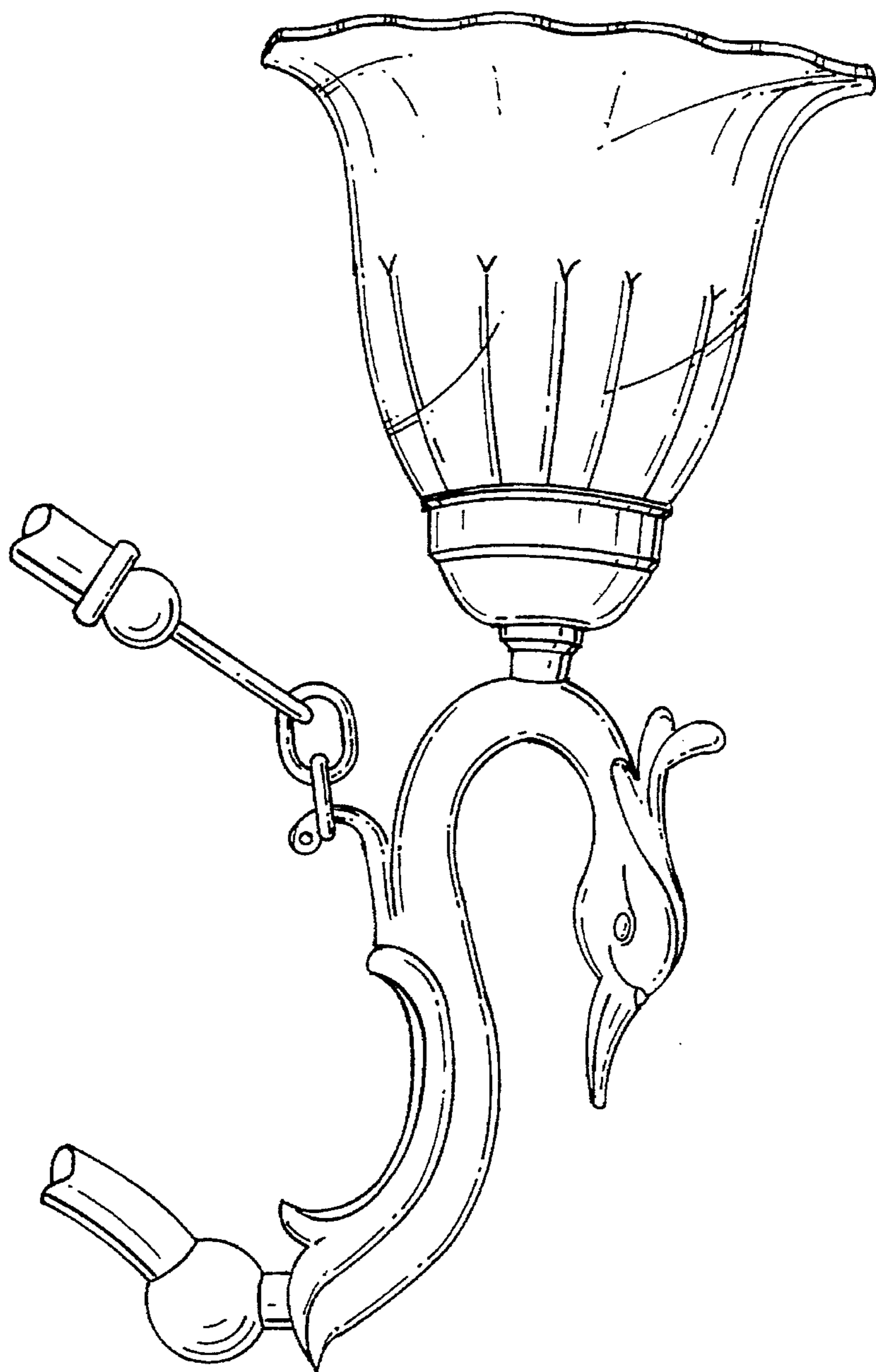


FIG. 5.