



US00D365397S

# United States Patent [19]

[11] Patent Number: **Des. 365,397**

Seering et al.

[45] Date of Patent: **\*\*Dec. 19, 1995**

[54] **VULVAR VARICOSITIES SUPPORTER**

[75] Inventors: **Christine L. Seering**, Hamburg; **Mona E. Seering**, Clare, both of Mich.

[73] Assignee: **Prenatal Cradle Inc.**, Hamburg, Mich.

[\*\*] Term: **14 Years**

[21] Appl. No.: **25,600**

[22] Filed: **Jul. 6, 1994**

[52] U.S. Cl. .... **D24/190**

[58] Field of Search ..... D24/190; 128/96.1, 128/98.1, 99.1, 876; 2/92, 44, 2, 319, 338, 920, 908; 602/19, 108, 20, 2; D29/101-101; D2/701, 702

2,559,762	7/1951	Furr .....	128/98.1
2,713,340	7/1955	Meminger .....	128/96.1
2,905,947	9/1959	Rosenberg .	
3,087,496	4/1963	Norman .	
3,130,731	4/1964	Zdan .	
3,273,563	9/1966	Bonang .	
3,694,816	10/1972	Smith .	
4,400,832	8/1983	Kinder .	
4,508,045	4/1985	Spanier .	
4,709,692	12/1987	Kirschenberg et al. ....	2/44 X
4,789,372	12/1988	Wicks .	
4,836,824	6/1989	Seering et al. .	
4,926,845	5/1990	Harris .....	128/876 X

Primary Examiner—Stella Reid  
Attorney, Agent, or Firm—Brooks & Kushman

### [57] CLAIM

The ornamental design for a vulvar varicosities supporter, as shown.

### DESCRIPTION

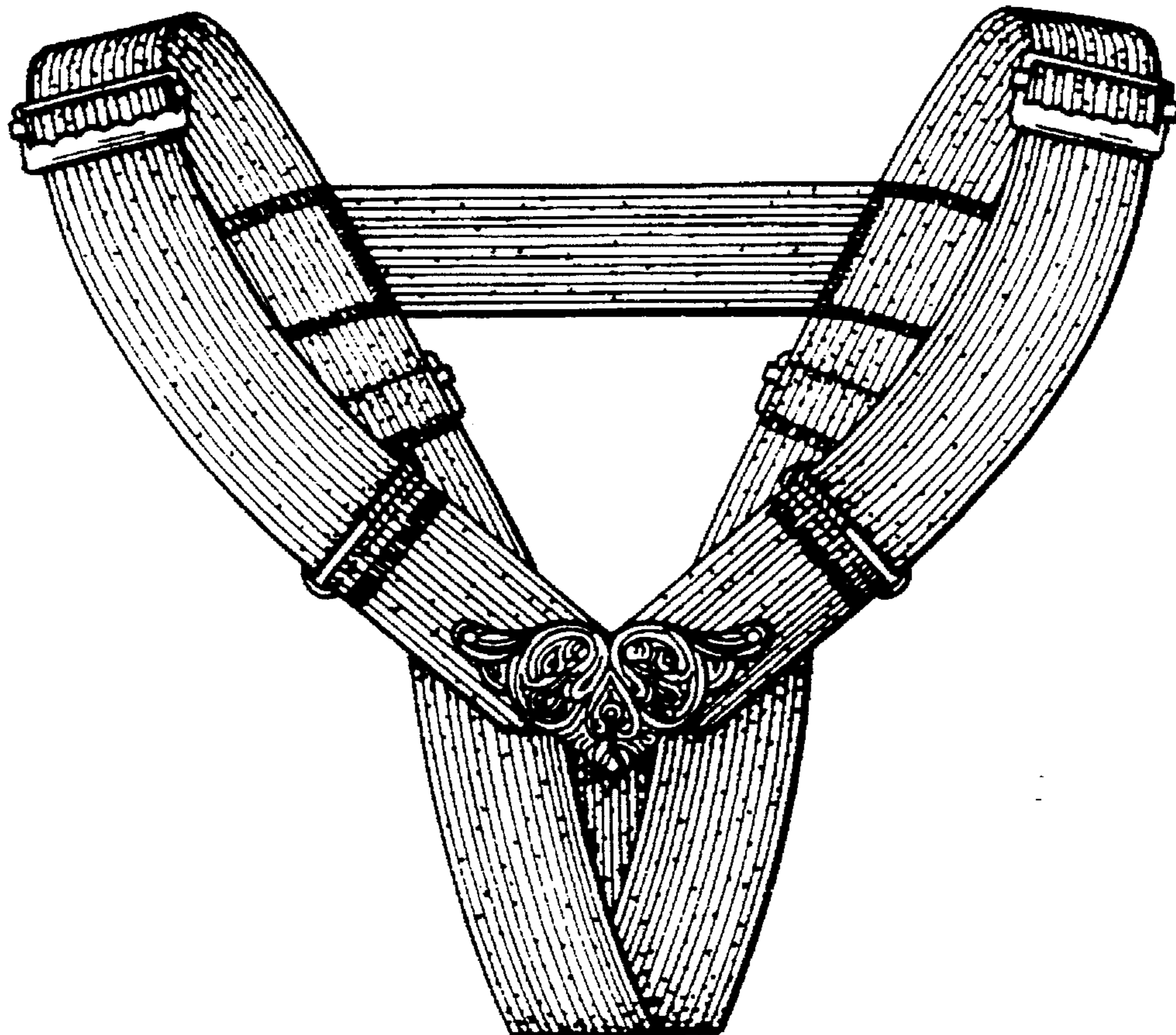
FIG. 1 is a front view showing our new design; FIG. 2 depicts left and right side elevational views thereof; FIG. 3 is a top view thereof; FIG. 4 is a rear view thereof; and, FIG. 5 is a bottom view thereof.

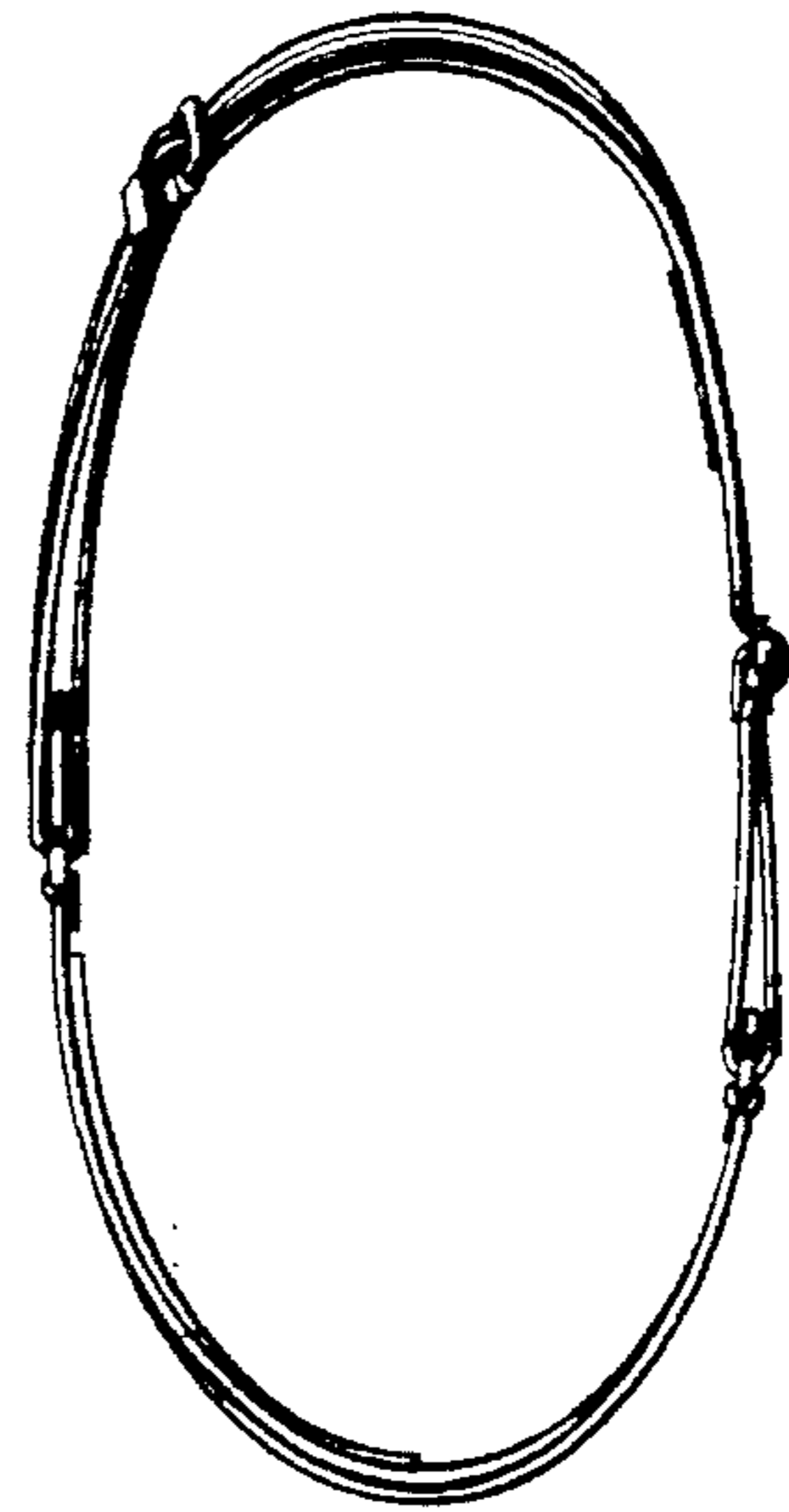
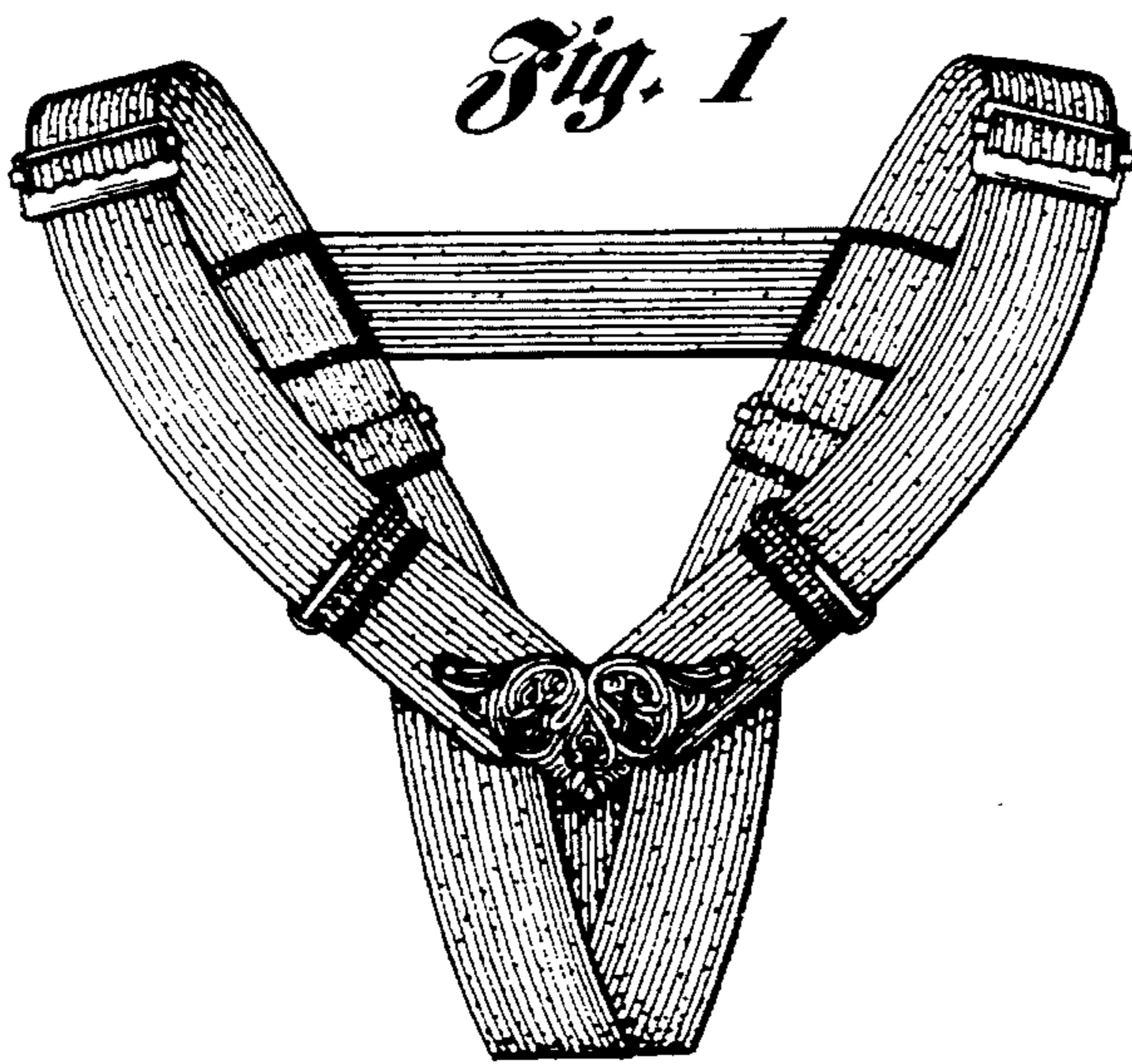
1 Claim, 1 Drawing Sheet

### [56] References Cited

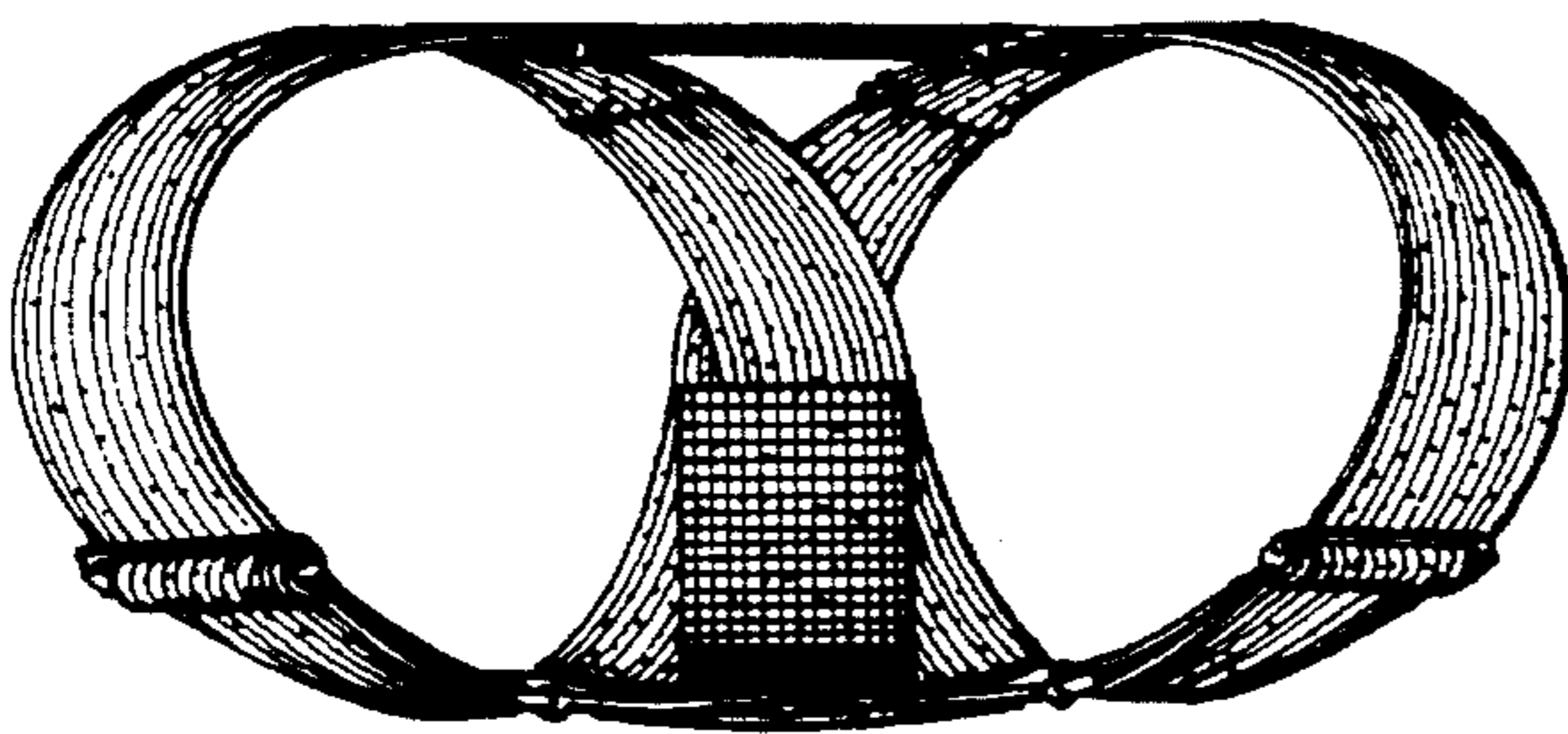
#### U.S. PATENT DOCUMENTS

Re. 21,624	11/1940	Dann .
115,722	6/1871	Eddy .
284,831	9/1883	Galny .
D. 313,290	12/1990	Seering et al. .
723,741	3/1903	Nye .
880,444	2/1908	Donaldson .
1,828,015	10/1931	Allebach .
1,983,636	12/1934	Palkens .
2,462,195	2/1949	Jacobson .

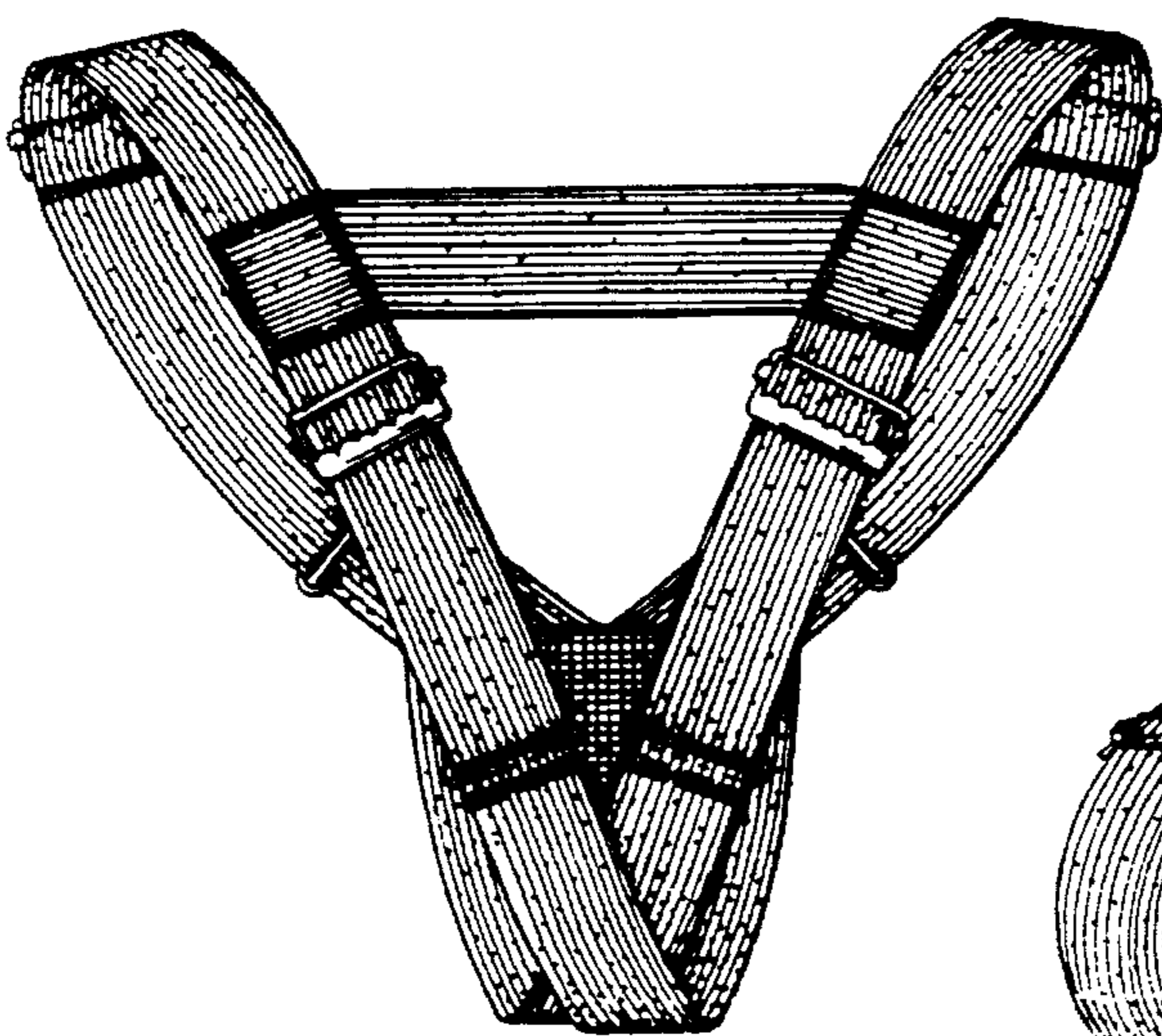




*Fig. 2*



*Fig. 3*



*Fig. 4*

*Fig. 5*

