



US00D365384S

United States Patent [19] Robbins

[11] Patent Number: **Des. 365,384**
[45] Date of Patent: ****Dec. 19, 1995**

[54] **HANDLE FOR PLUMBING FITTING**

[75] Inventor: **Tom E. Robbins**, San Leandro, Calif.

[73] Assignee: **Kallista, Inc.**, San Leandro, Calif.

[**] Term: **14 Years**

[21] Appl. No.: **20,936**

[22] Filed: **Apr. 5, 1994**

[52] U.S. Cl. **D23/252**

[58] Field of Search **D23/249-254;**
D8/308; 4/675-678; 16/118, 121, 110 R,
111 R, 123, 125

[56] **References Cited**

U.S. PATENT DOCUMENTS

D. 235,098	5/1975	Doman	D23/252
D. 265,117	5/1982	Fleischmann et al.	D23/252
D. 280,009	8/1985	Miller et al.	D23/242
D. 317,196	5/1991	Robbins	D23/252
D. 332,824	1/1993	Robbins	D23/252
D. 346,012	4/1994	McKeone et al.	D23/252

OTHER PUBLICATIONS

Kallista ad dated 1989 showing a Standard Echo Basin Set with lever handles.

P. 20 from a 1994 Kohler catalog showing Model K-325-4D lever handles.

P. 19 from a 1994 Kohler catalog showing a variety of handles and skirts.

P. 16 of a 1994 Kohler catalog showing a variety of lever handles and skirts.

Undated p. 15 of a Harden catalog of unknown publication date showing several lever handles and skirts.

A page from a 1989 Bathroom Jewelry catalog showing various skirts for handles and accessories.

P. 14 from a Harden catalog of unknown publication date showing several lever handles with skirts.

Primary Examiner—Stella Reid

Assistant Examiner—Eric Watterson

Attorney, Agent, or Firm—Quarles & Brady

[57] **CLAIM**

The ornamental design for a handle for plumbing fitting, as shown and described.

DESCRIPTION

FIG. 1 is a perspective view taken from the top, front and right side of a handle for plumbing fitting embodying my new design;

FIG. 2 is a rear elevational view thereof, the front being the mirror image of the rear;


FIG. 3 is a right side elevational view, the left side being identical to the right side;

FIG. 4 is a top plan view thereof; and,

FIG. 5 is a bottom plan view thereof.

The broken line showing is for illustrative purposes only and forms no part of the claimed design.

1 Claim, 1 Drawing Sheet



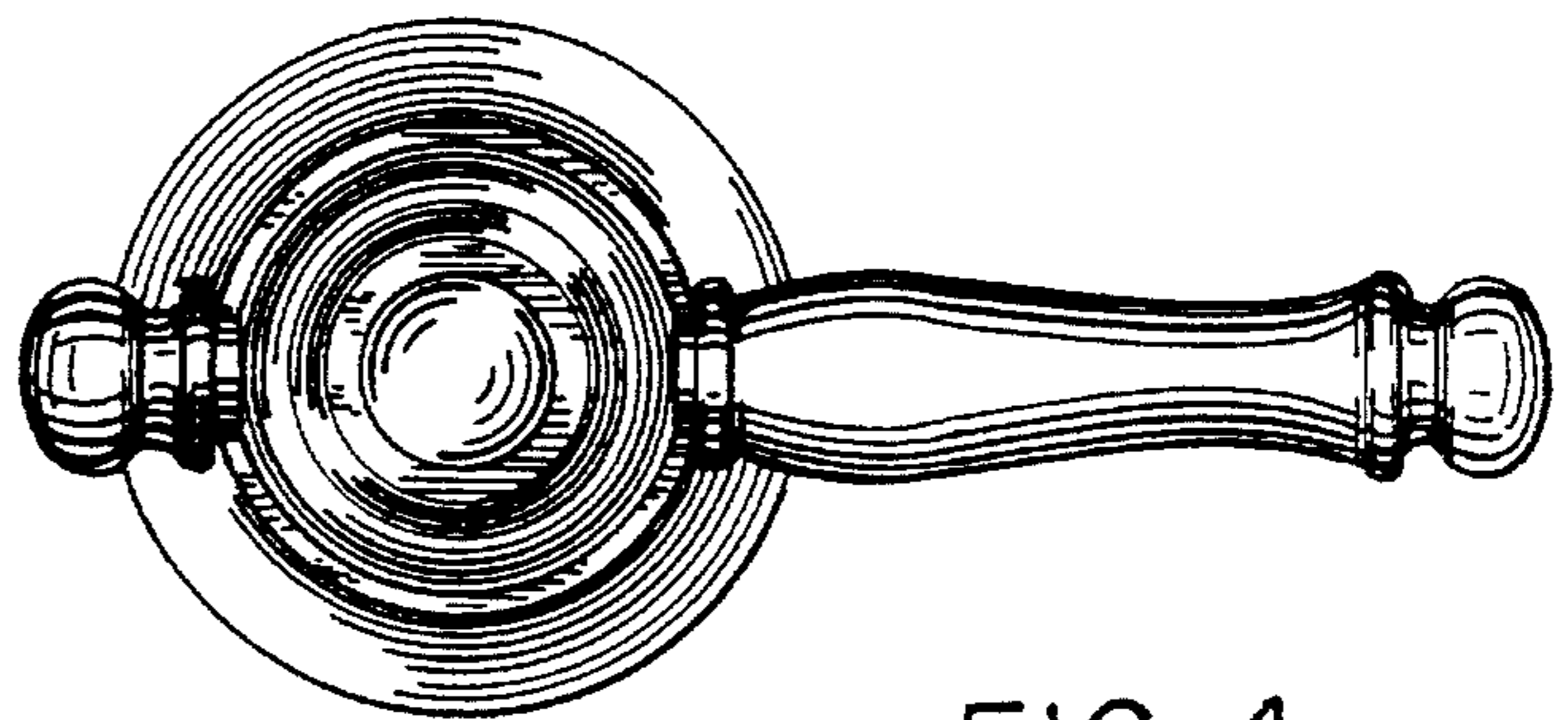
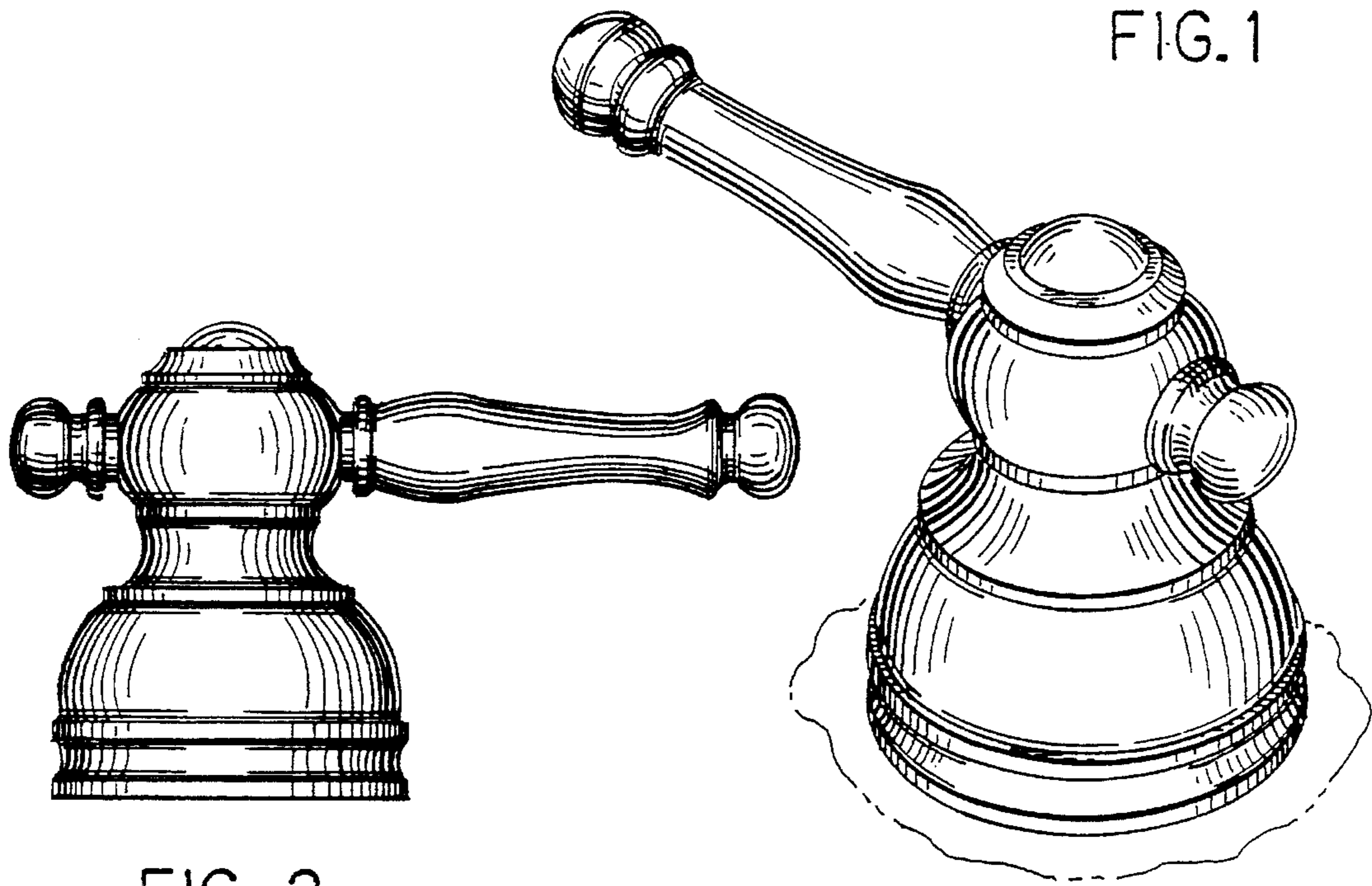


FIG. 4

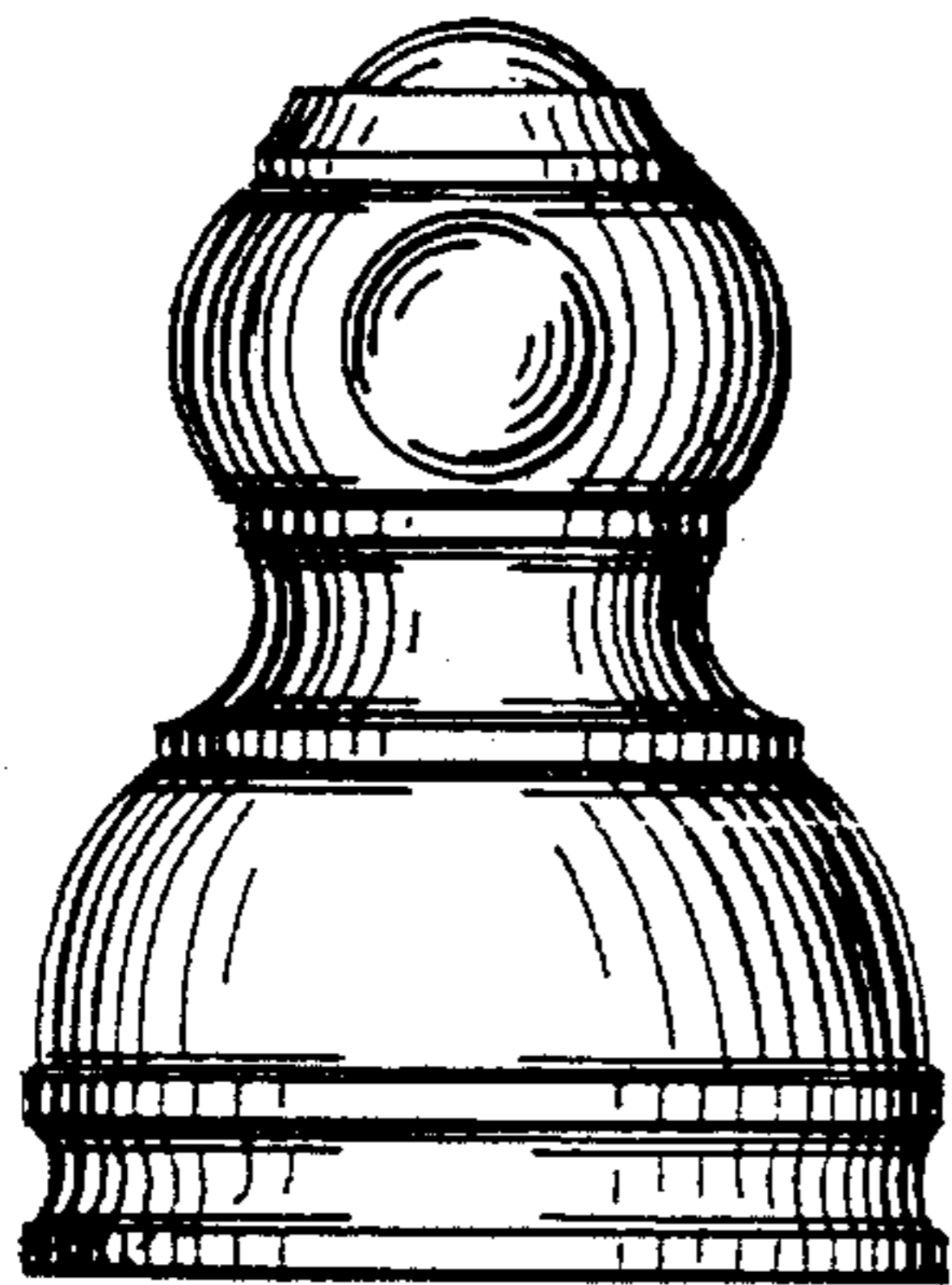


FIG. 3

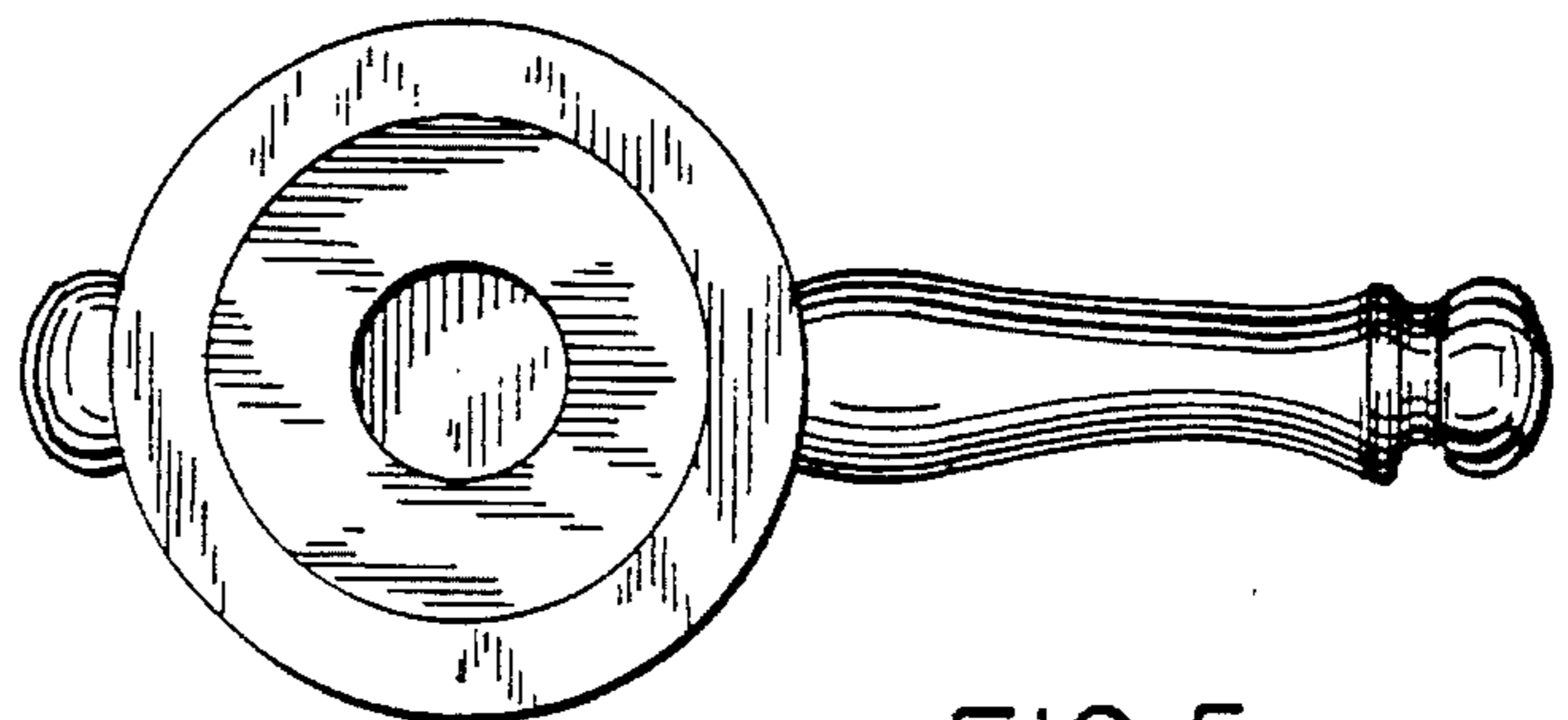


FIG. 5