



US00D365366S

# United States Patent [19]

Cerrato

[11] Patent Number: **Des. 365,366**

[45] Date of Patent: **\*\*Dec. 19, 1995**

[54] **PENCIL SHARPENER ACCESSORY FOR A TAPE MEASURE**

5,040,256 8/1991 Mills ..... 30/451 X

[76] Inventor: **Jaime M. Cerrato**, 67 Reynolds Ave., Parsippany, N.J. 07054

[\*\*] Term: **14 Years**

[21] Appl. No.: **35,584**

[22] Filed: **Mar. 2, 1995**

[52] U.S. Cl. .... **D19/73**; D19/65; D10/74; 7/160; 7/163

[58] **Field of Search** ..... D10/72, 74; D19/35, D19/36, 65, 73, 74, 99, 100, 95, 96; 30/296.1, 451, 452, 453, 454-457, 458, 459; 33/138, 750, 755, 759, 760, 768, 769

[56] **References Cited**

**U.S. PATENT DOCUMENTS**

D. 233,074	10/1974	Crockett	.....	D19/96
D. 238,669	2/1976	MacGregor	.....	D19/74
D. 336,124	6/1993	Ordlock	.....	D19/73 X
D. 339,536	9/1993	Ribron	.....	D19/73 X
D. 341,545	11/1993	Killian	.....	D10/72
2,956,544	10/1960	McDonald et al.	.....	D19/96 X
4,744,150	5/1988	Horvath	.....	33/138

**OTHER PUBLICATIONS**

N. Shure Catalog #130 (1938) p. 688, see circled pencil sharpener, center page.

*Primary Examiner*—Martie Thompson  
*Attorney, Agent, or Firm*—Alfred C. Hill

[57] **CLAIM**

The ornamental design for a pencil sharpener accessory for a tape measure, as shown and described.

**DESCRIPTION**

FIG. 1 is a right side elevational view of a pencil sharpener accessory for a tape measure showing my new design, the tape measure depicted by means of broken lines being for illustrative purposes only and forming no part of the claimed design;

FIG. 2 is a left side elevational view;

FIG. 3 is a top plan view;

FIG. 4 is a rear elevational view;

FIG. 5 is a front elevational view; and,

FIG. 6 is a bottom plan view thereof.

**1 Claim, 1 Drawing Sheet**

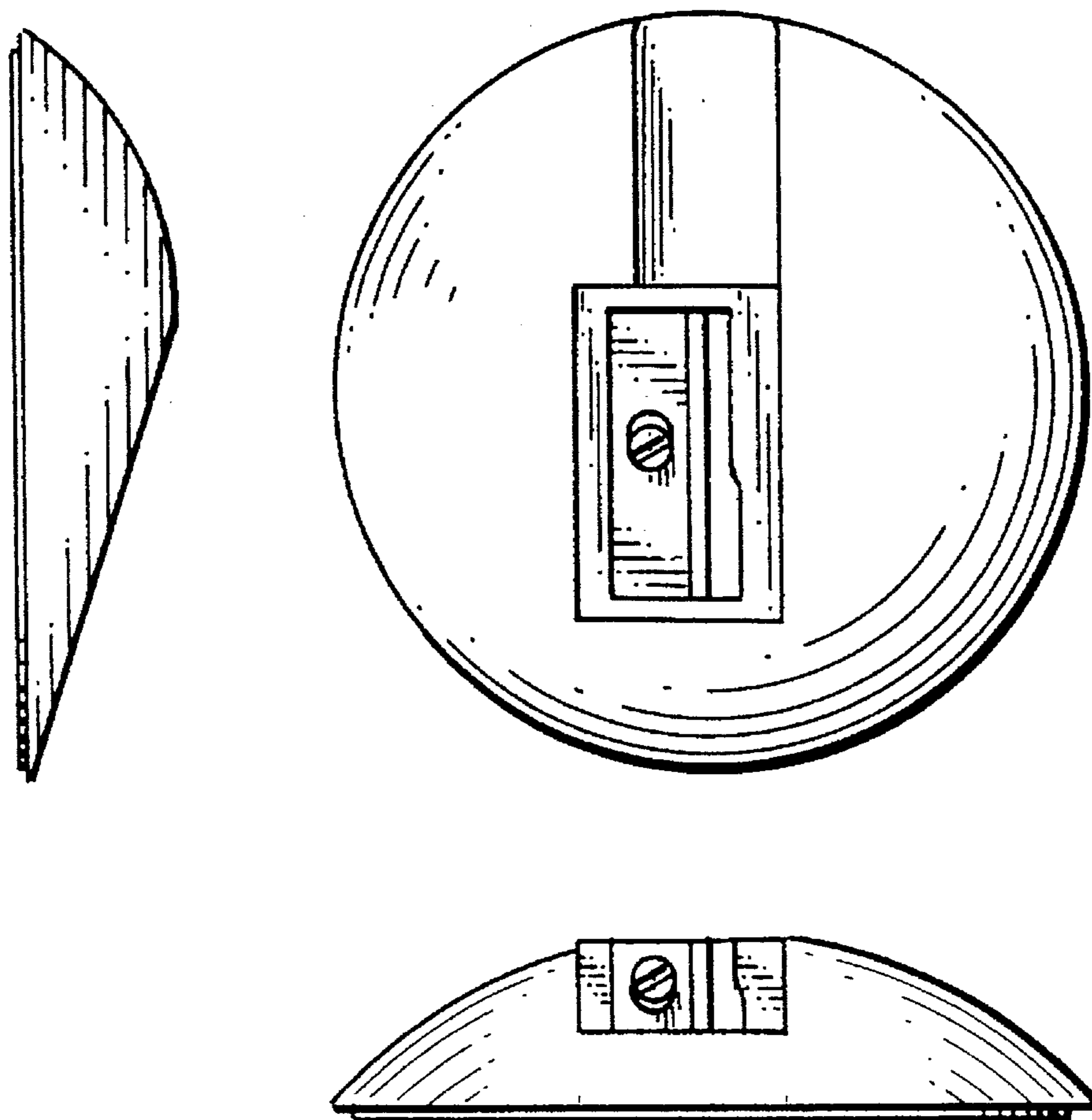


FIG. 5



FIG. 2



FIG. 3

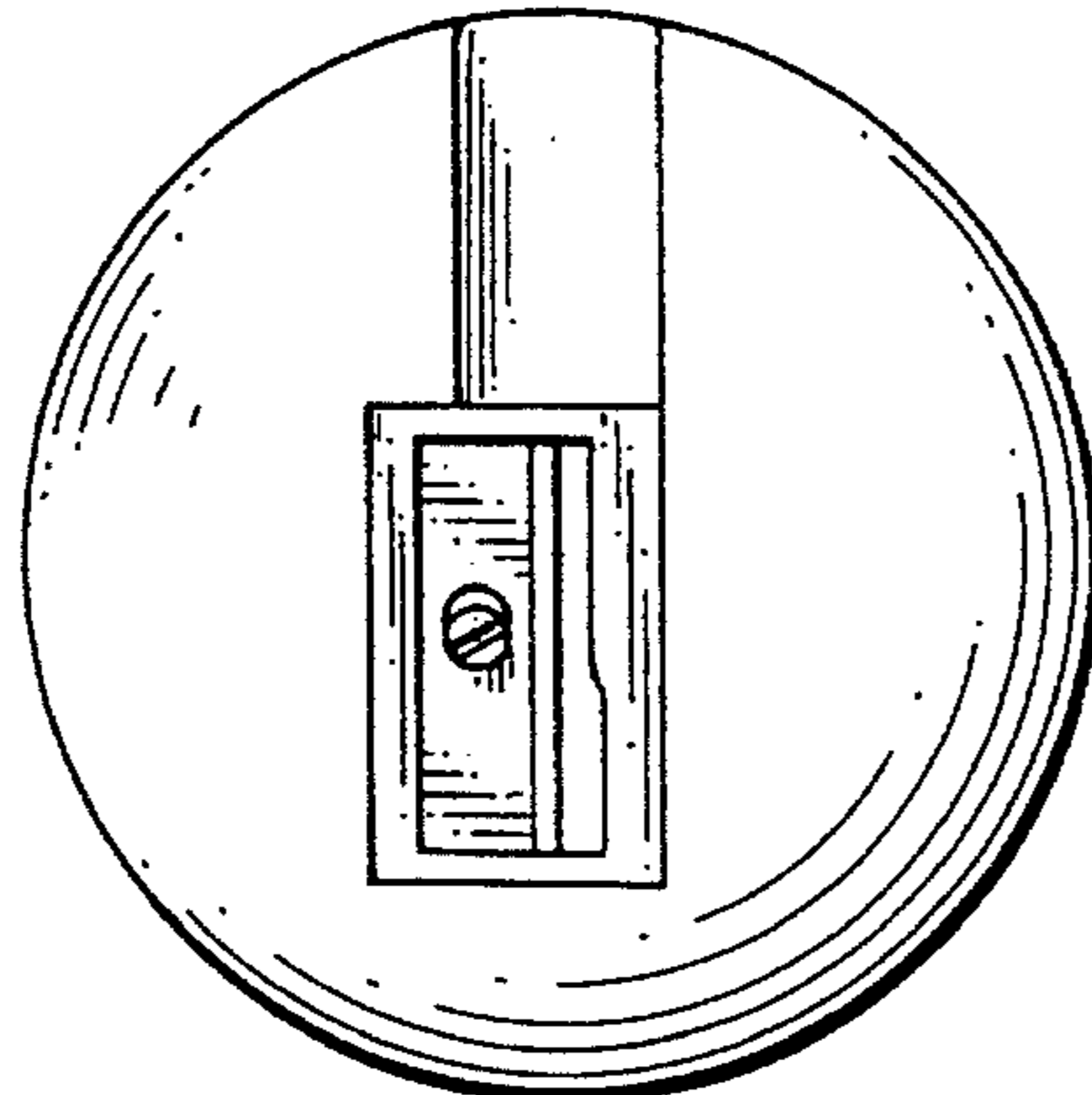


FIG. 1

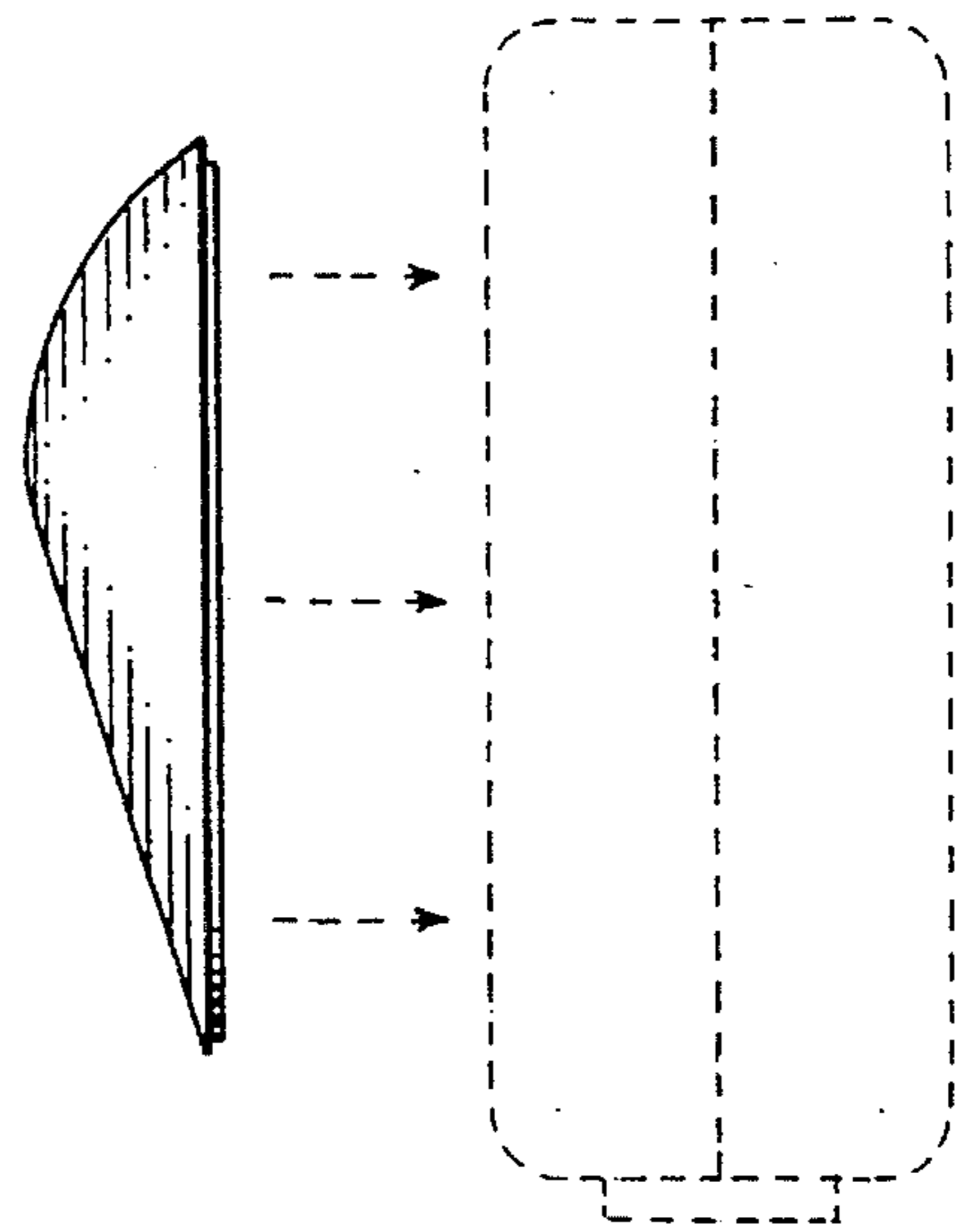


FIG. 4



FIG. 6

