



US00D365360S

United States Patent [19]

[11] Patent Number: **Des. 365,360**

Lore

[45] Date of Patent: ****Dec. 19, 1995**

[54] COMBINED ADDRESSING AND MAILING MACHINE

FOREIGN PATENT DOCUMENTS

2836592 5/1979 Germany 101/47

[76] Inventor: **Janice Lore**, 261 S. Wallace Blvd., Ypsilanti, Mich. 48197

OTHER PUBLICATIONS

[**] Term: **14 Years**

King Jim Tepra TR66 brochure; May 1992.
Casio Nameland KL-500, KL-1150, and Label Writer KL 5000 brochure; Dec. 1993.

[21] Appl. No.: **18,299**

Best Catalog; Franklin WM1000 Wordmaster Electronic Thesaurus.

[22] Filed: **Feb. 3, 1994**

Bennett Brothers, Inc. catalog; Aug. 20, 1992; P. 401; LM2200 Electronic Dictionary Thesaurus Spelling Corrector.

[52] U.S. Cl. **D18/51**; D18/52; D19/60

[58] Field of Search 101/76, 77, 91, 101/47, 95, 99, 85; 235/375; 400/692; 364/227.3, 227.4, 918.52; D19/60; D14/105, 106; D18/50, 51, 52, 54-55; 347/222

Primary Examiner—Cathy Anne MacCormac
Attorney, Agent, or Firm—Terry M. Gernstein

[57] CLAIM

[56] References Cited

The ornamental design for a combined addressing and mailing machine, as shown and described.

U.S. PATENT DOCUMENTS

DESCRIPTION

Re. 30,741	9/1981	Nakagaki et al.	101/99
D. 298,624	11/1988	Shiozawa et al.	D18/52
D. 335,653	5/1993	Rak	D18/52
D. 336,441	6/1993	Meyer	D18/52
D. 337,063	7/1993	Iwanaga	D18/52
D. 350,764	9/1994	Gray et al.	D18/19
D. 354,742	1/1995	Hamilton	D19/60
D. 355,898	2/1995	Verderance	D19/60
3,702,400	11/1972	Morley et al.	101/47
4,373,439	2/1983	Mikoshiha	101/99
4,814,995	3/1989	Daniels, Jr.	364/918.52
5,168,804	12/1992	Lee	101/99
5,188,464	2/1993	Aaron	347/222

FIG. 1 is a front, top and side perspective view of the combined addressing and mailing machine embodying the design of the present invention;

FIG. 2 is a front elevational view thereof;

FIG. 3 is a rear elevational view thereof;

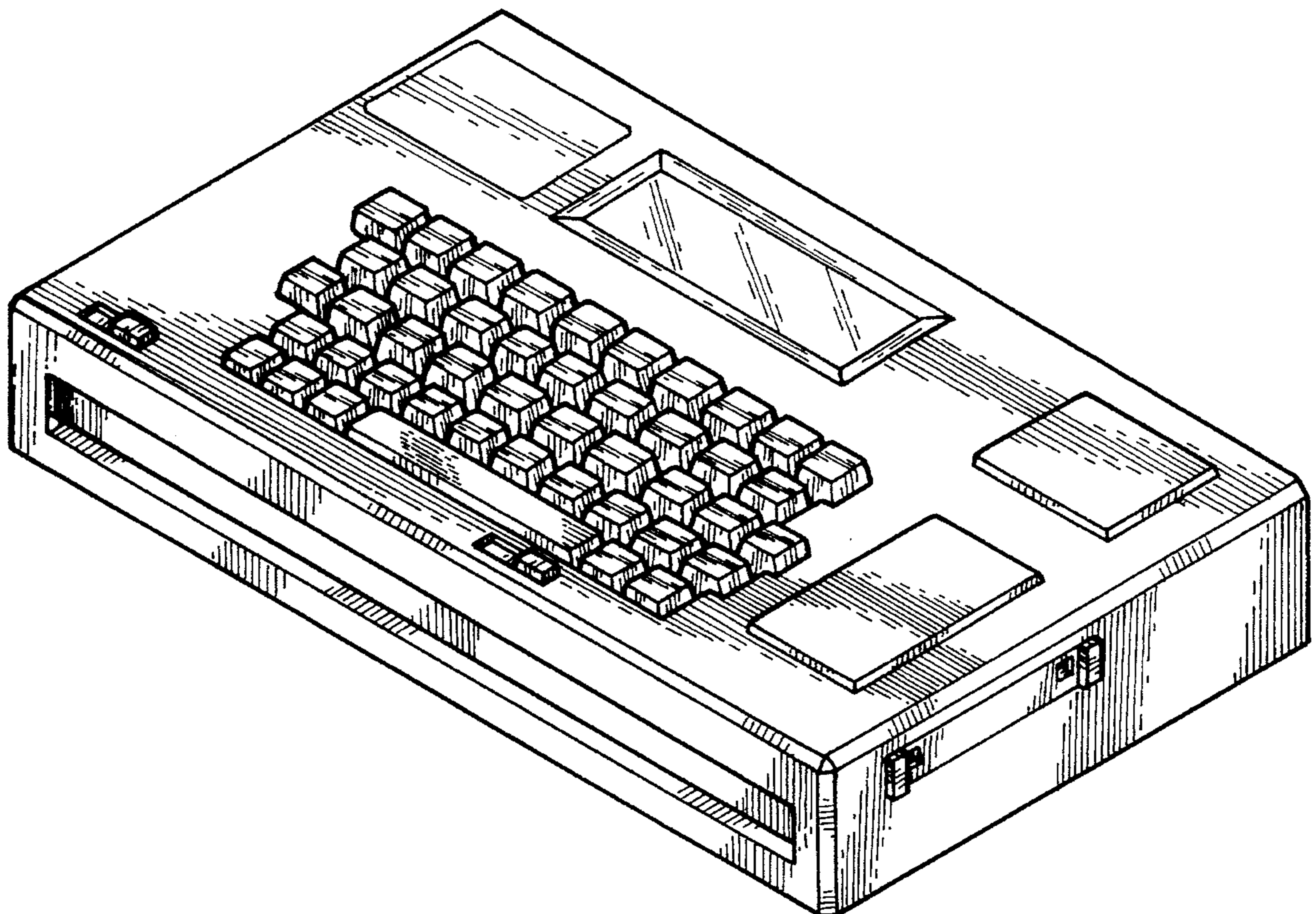
FIG. 4 is a side elevational view thereof;

FIG. 5 is a side elevational view thereof;

FIG. 6 is a top plan view thereof; and,

FIG. 7 is a bottom plan view thereof.

1 Claim, 3 Drawing Sheets



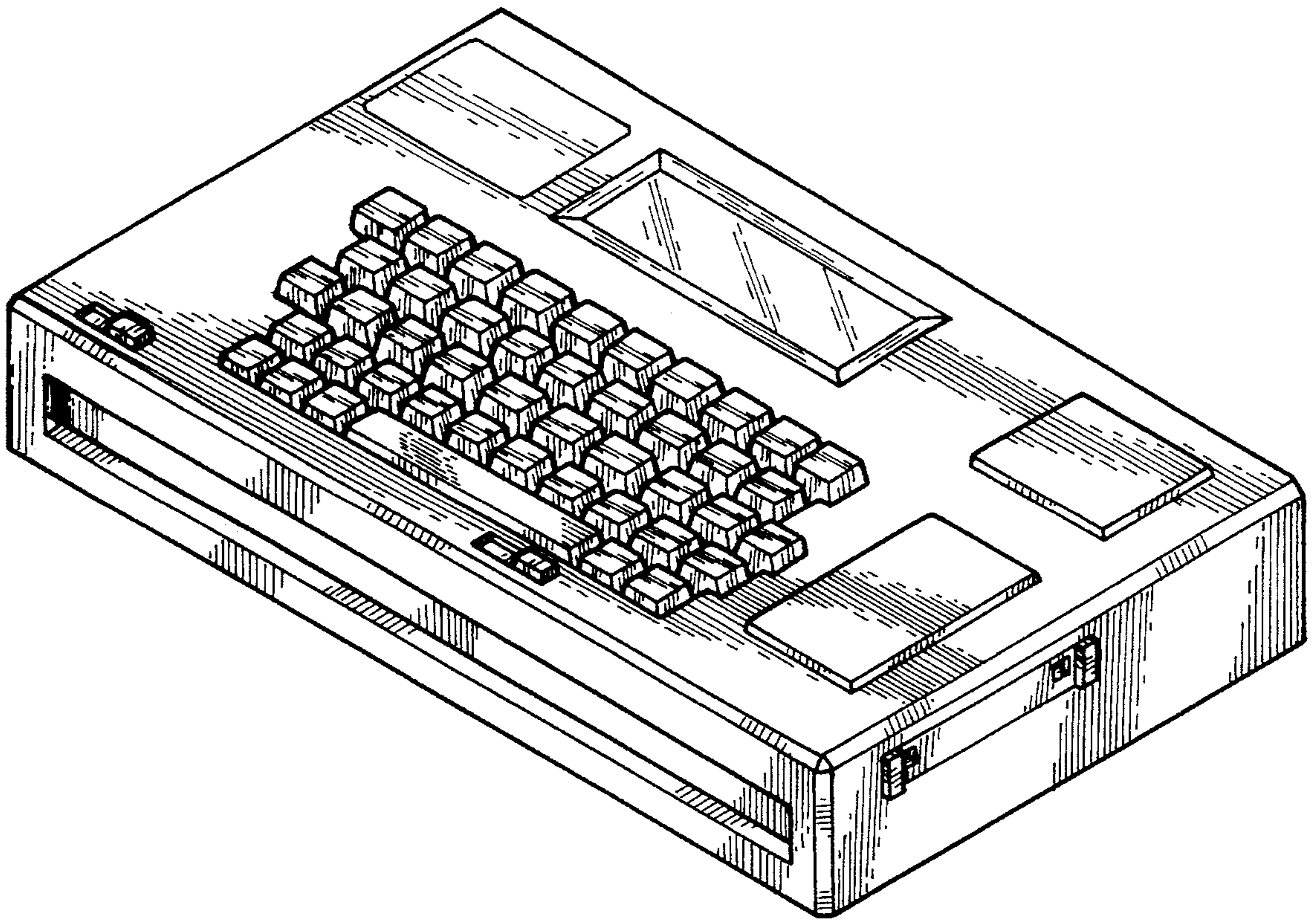


FIG. 1



FIG. 2

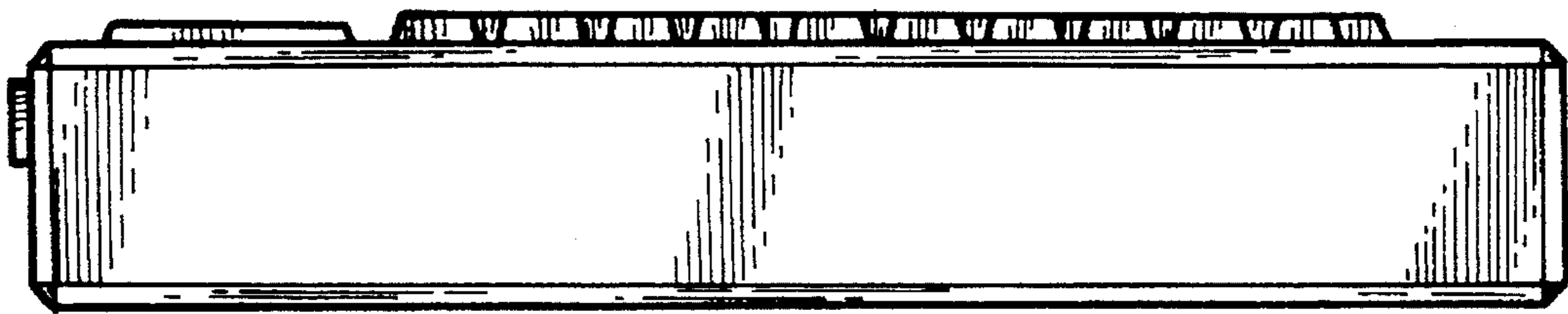


FIG. 3

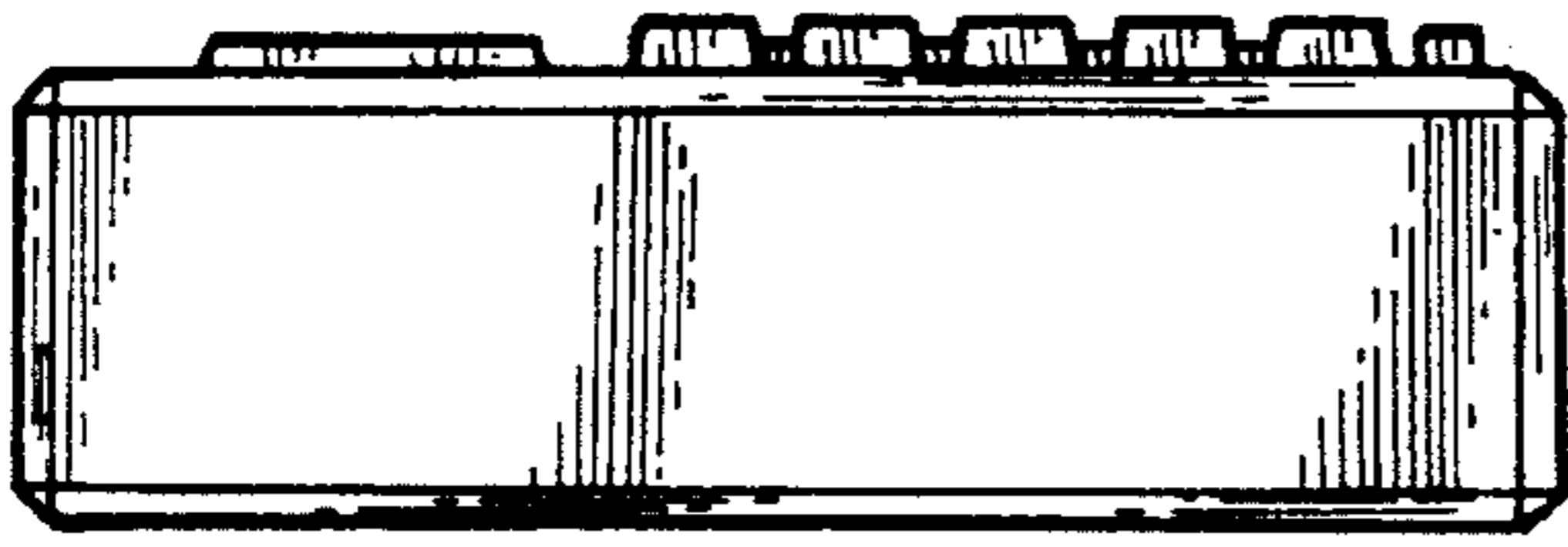


FIG. 4




FIG. 5




FIG. 6




FIG. 7