



US00D365356S

United States Patent [19]
Ali

[11] **Patent Number: Des. 365,356**
[45] **Date of Patent: **Dec. 19, 1995**

[54] **BASKETBALL HOOP GLASSES**

[76] Inventor: **Ahad Ali**, 14848 Cliffrose Ct., Moreno Valley, Calif. 92553-3607

[**] Term: **14 Years**

[21] Appl. No.: **23,284**

[22] Filed: **May 23, 1994**

[52] **U.S. Cl.** **D16/306**

[58] **Field of Search** D16/303, 304,
D16/306, 310, 314, 317, 318, 321, 323,
324, 326, 327, 329, 330, 341, 900; 351/44,
51, 52, 59, 63, 103, 106, 110, 118, 119,
122, 158

[56] **References Cited**

U.S. PATENT DOCUMENTS

D. 75,624	6/1928	Higham	D16/324
D. 180,337	5/1957	Margules	D16/341
1,555,388	9/1925	Schumacher	D16/323
2,132,346	10/1938	Richards	D16/900
2,555,578	6/1951	Davis	351/52
5,305,027	4/1994	Patterson	351/44

OTHER PUBLICATIONS

Willson Products Catalog, Aug. 1, 1935 p. 4 top left of page.

Primary Examiner—Ted Shooman

Assistant Examiner—R. Barkai

Attorney, Agent, or Firm—Robbins, Berliner & Carson

[57] **CLAIM**

The ornamental design for basketball hoop glasses, as shown and described.

DESCRIPTION

FIG. 1 is a top perspective view of basketball hoop glasses showing my new design;

FIG. 2 is a rear elevational view;

FIG. 3 is a right side elevational view, the side opposite being a mirror image;

FIG. 4 is a top view;

FIG. 5 is a bottom view; and,

FIG. 6 is a top perspective view of a second embodiment of my new design.

The broken line showing of the eyeglass temples and nose pads in FIG. 1 is for illustrative purposes only and forms no part of the claimed design.

1 Claim, 1 Drawing Sheet

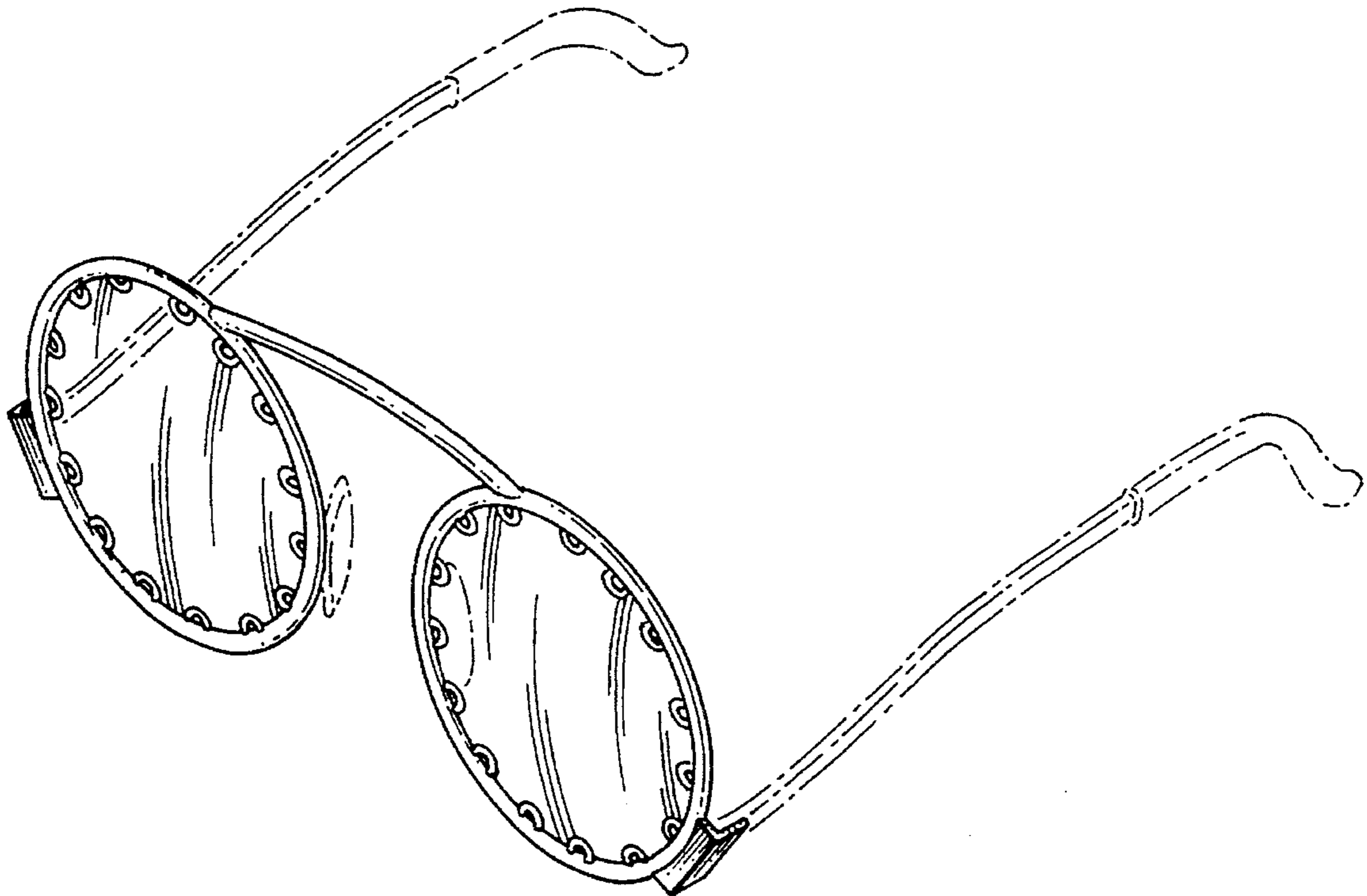


FIG. 1

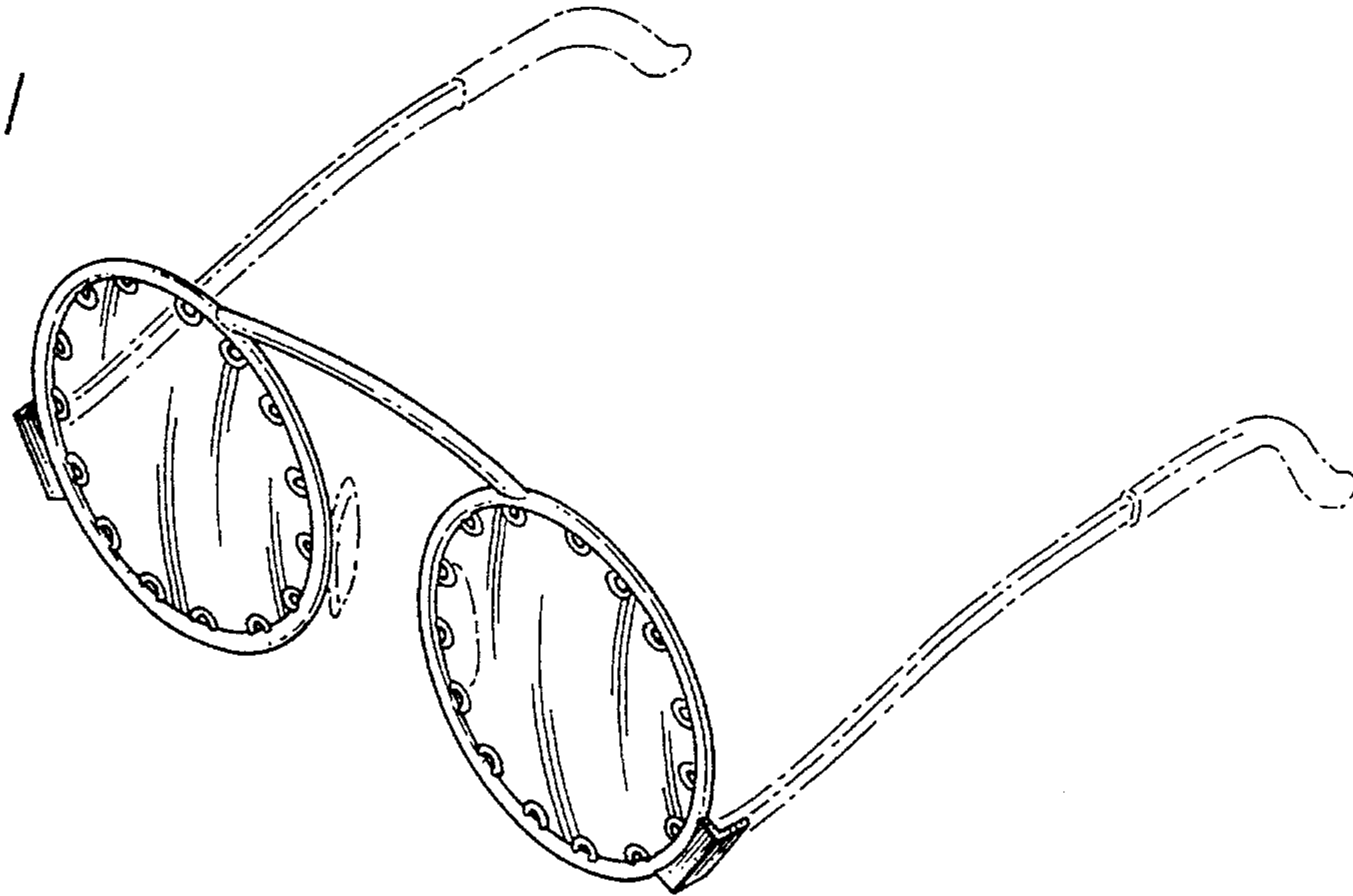


FIG. 2

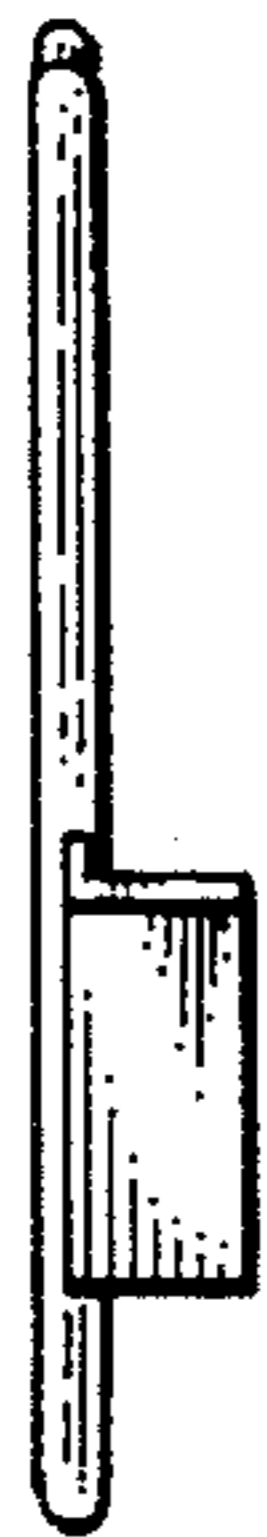
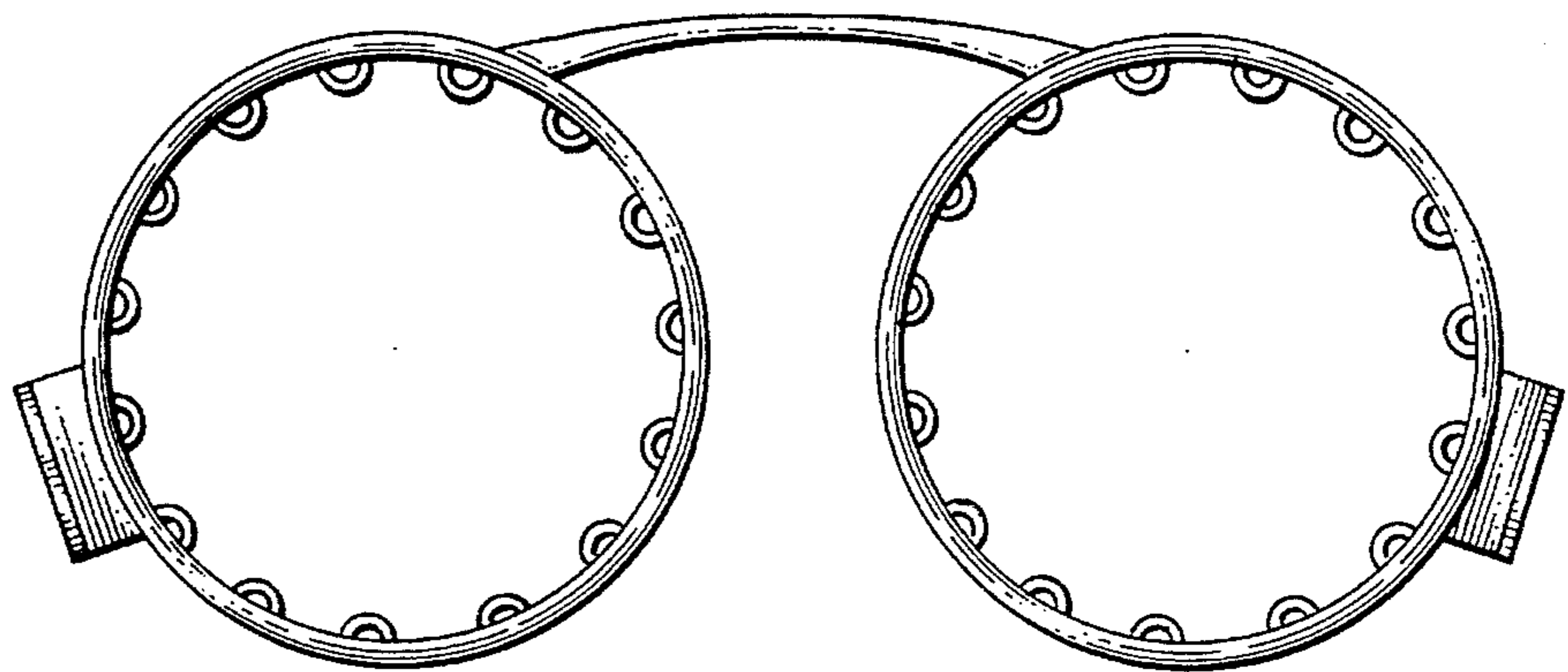


FIG. 3



FIG. 4

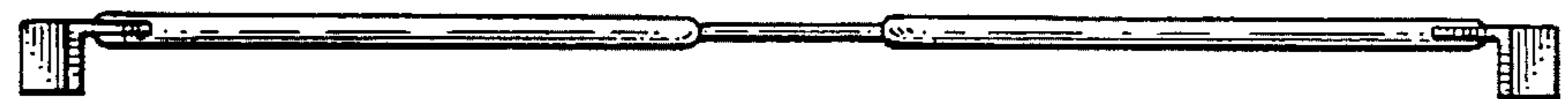


FIG. 5

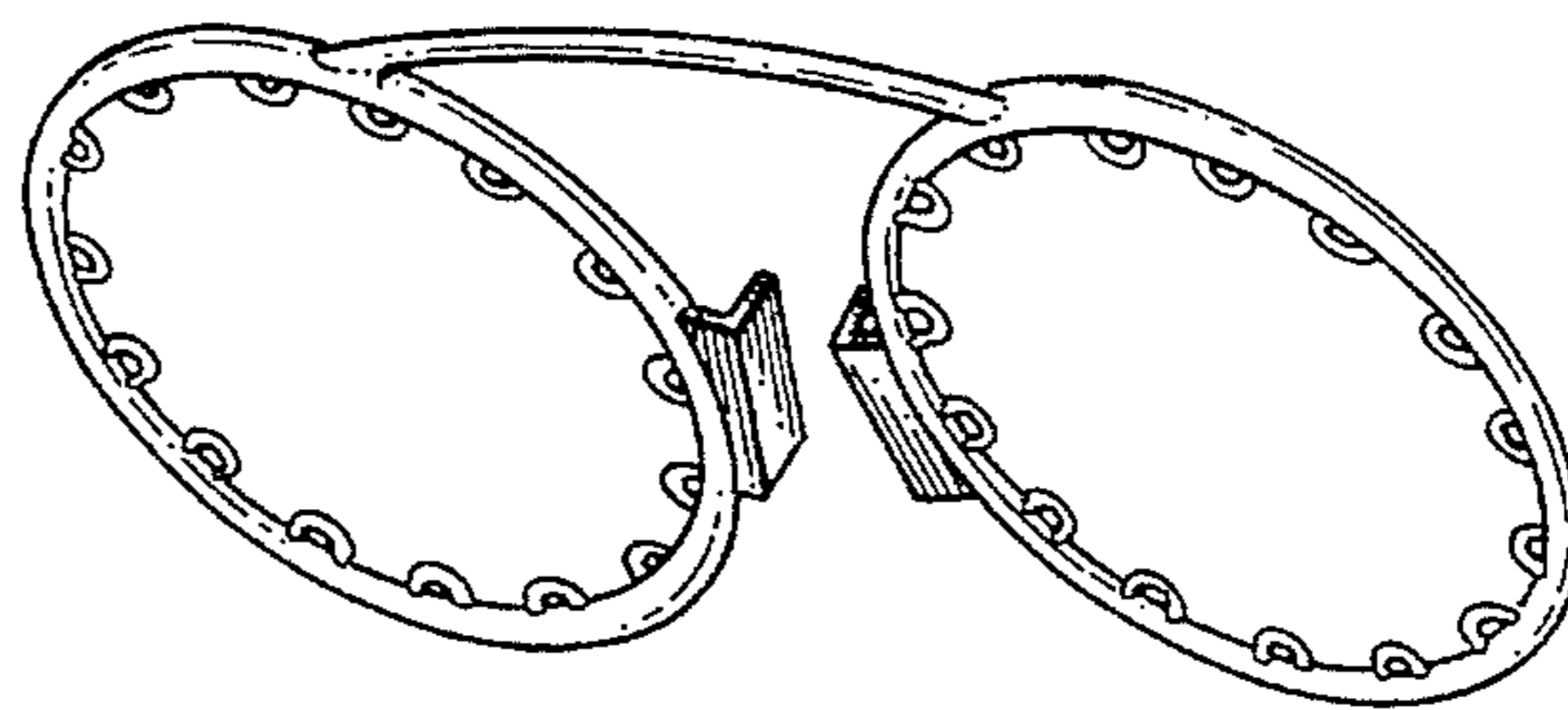


FIG. 6