



US00D365290S

# United States Patent [19]

[11] Patent Number: **Des. 365,290**

**Burchett**

[45] Date of Patent: **\*\*Dec. 19, 1995**

[54] **CLOTHING ACCESSORY DEVICE HAVING A WHISTLE AND A THERMOMETER**

*Primary Examiner*—Antoine Duval Davis  
*Attorney, Agent, or Firm*—Denton L. Anderson; Sheldon & Mak, Inc.

[76] Inventor: **Roy Burchett**, 1330 Winston Ct., Upland, Calif. 91786

[57] **CLAIM**

[\*\*] Term: **14 Years**

The ornamental design for a clothing accessory device having a whistle and a thermometer, as shown and described.

[21] Appl. No.: **12,471**

**DESCRIPTION**

[22] Filed: **Sep. 3, 1993**

[52] U.S. Cl. .... **D10/53; D10/58**

[58] Field of Search ..... D10/58, 60, 53, D10/119; 116/101, 102, 103, 114.5, 137, DIG. 1; 374/141, 142, 143, 208

FIG. 1 is a perspective view of the invention;  
FIG. 2 is an end view of the invention;  
FIG. 3 is a top view of the invention;  
FIG. 4 is an end view of the invention, opposite the end view shown in FIG. 2;  
FIG. 5 is a first side view of the invention;  
FIG. 6 is a second side view of the invention; and,  
FIG. 7 is a bottom view of the invention.

[56] **References Cited**

**U.S. PATENT DOCUMENTS**

- D. 287,702 1/1987 Klangenberg et al. .... D10/58 X
- D. 318,436 7/1991 Cross .
- D. 329,441 9/1992 Yee ..... D15/199 X

**1 Claim, 1 Drawing Sheet**

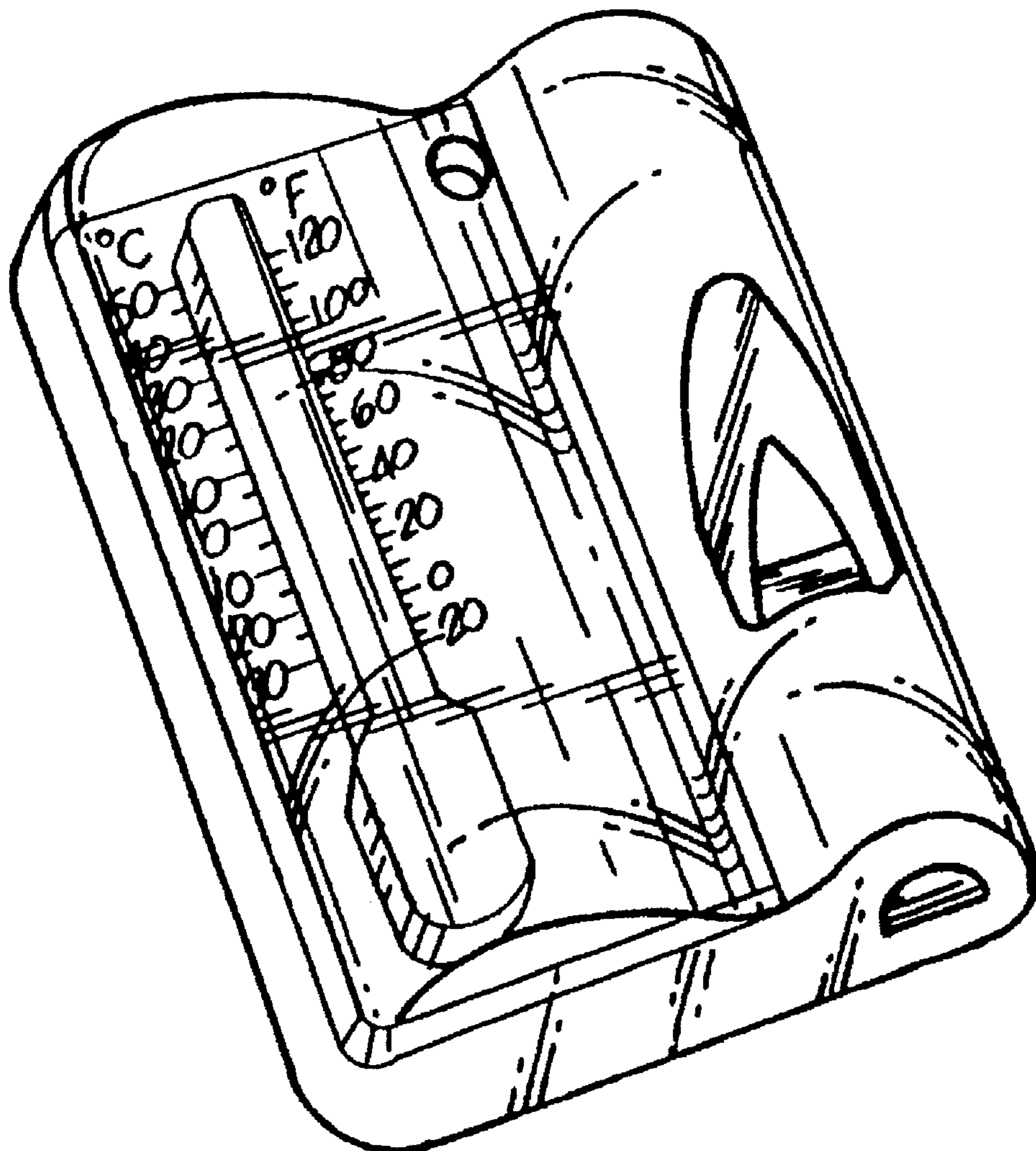


FIG. 1.

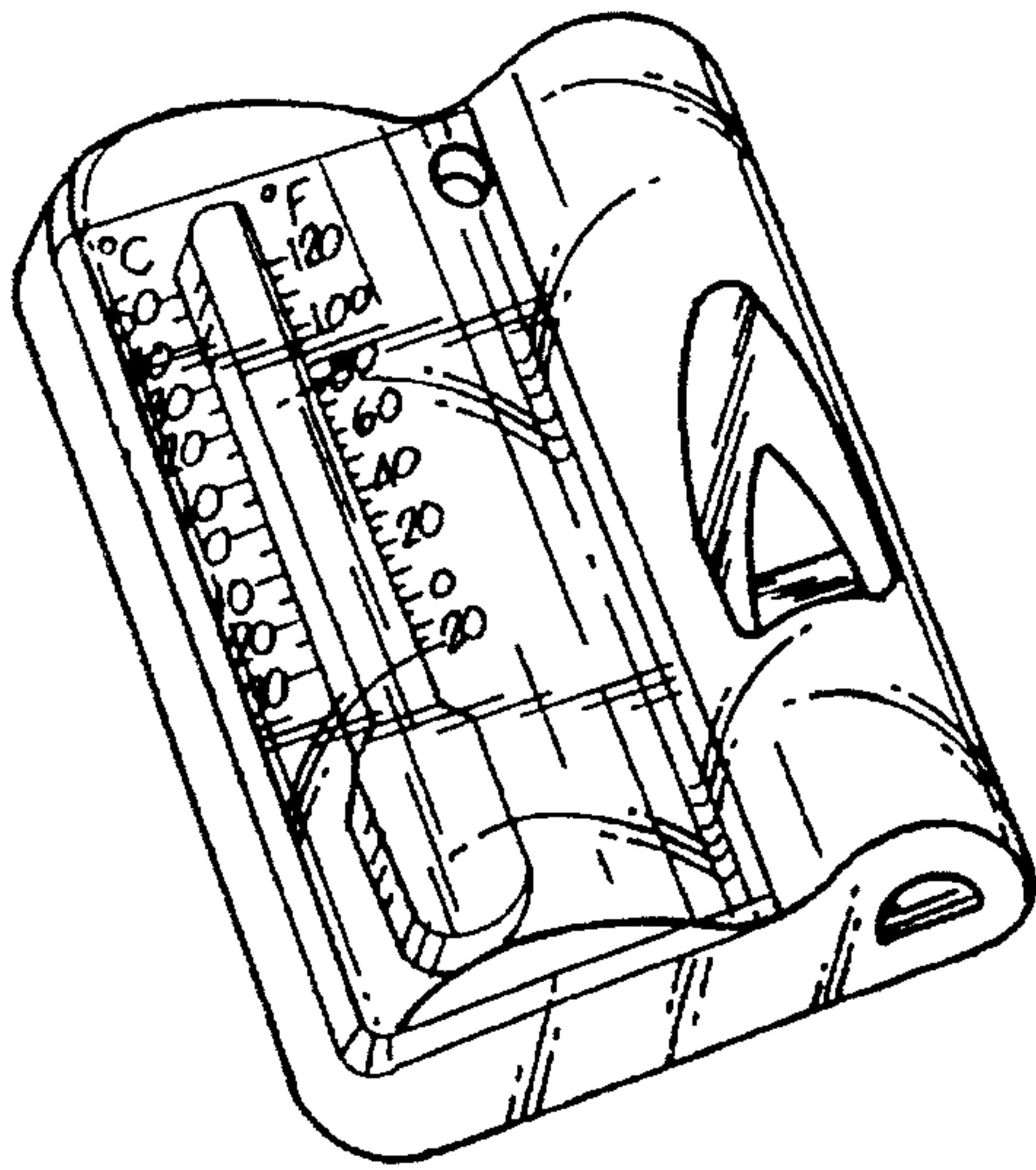


FIG. 2.



FIG. 5.



FIG. 6.

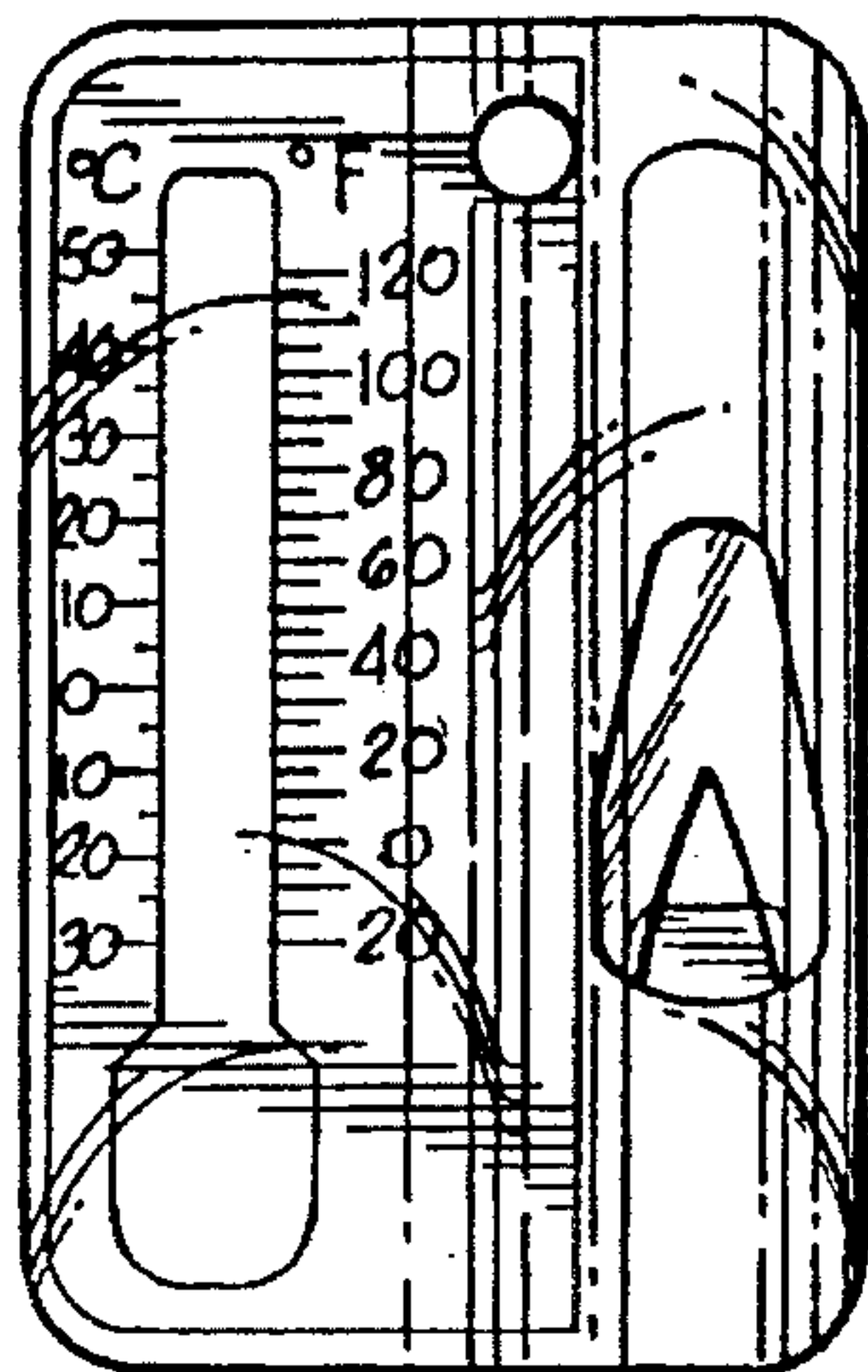


FIG. 3.



FIG. 4.




FIG. 7.