



US00D365285S

United States Patent [19]

[11] Patent Number: **Des. 365,285**

Nanayakkara

[45] Date of Patent: ****Dec. 19, 1995**

[54] **COMBINED WRISTWATCH AND PAGER WITH BAND PORTIONS**

5,088,070 2/1992 Shiff 368/10

[76] Inventor: **Lakdas Nanayakkara**, 22822 Pine Wood Ct., Boca Raton, Fla. 33433

[**] Term: **14 Years**

[21] Appl. No.: **8,940**

[22] Filed: **Jun. 1, 1993**

[52] U.S. Cl. **D10/31**; D10/38; D10/30

[58] Field of Search D10/1-40, 122-132; D14/192, 218; 368/280-282, 82-84, 276-277, 239-242, 285, 10; 455/100, 344, 350

[56] **References Cited**

U.S. PATENT DOCUMENTS

D. 79,071	7/1929	Gebauer	D10/38 X
D. 215,112	9/1969	Meylan	D10/38
D. 267,237	12/1982	Kanoui	D10/39
D. 323,127	1/1992	Kawashima	D10/39
D. 345,736	4/1994	Sheid	D10/31
D. 348,401	7/1994	Riley	D10/30
4,673,936	6/1987	Kotoh	455/100 X
4,853,682	8/1989	Asano	368/10 X
5,007,105	4/1991	Kudoh	455/344

OTHER PUBLICATIONS

European Jeweler (G.Z.)—Apr. 1979—p. 171—Watch at bottom.

Hong Kong Enterprise—Jun. 1981—p. 254—Watch at bottom.

Primary Examiner—Nelson C. Holtje

Attorney, Agent, or Firm—M. K. Silverman

[57] **CLAIM**

The ornamental design for a combined wristwatch and pager with band portions, as shown and described.

DESCRIPTION

FIG. 1 is a right-front perspective view of a combined wristwatch and pager with band portions showing my new design;

FIG. 2 is a front elevational view thereof;

FIG. 3 is a rear elevational view thereof;

FIG. 4 is a right side elevational view thereof;

FIG. 5 is a left side elevational view thereof;

FIG. 6 is a bottom plan view thereof; and,

FIG. 7 is an inverted top plan view thereof.

1 Claim, 1 Drawing Sheet

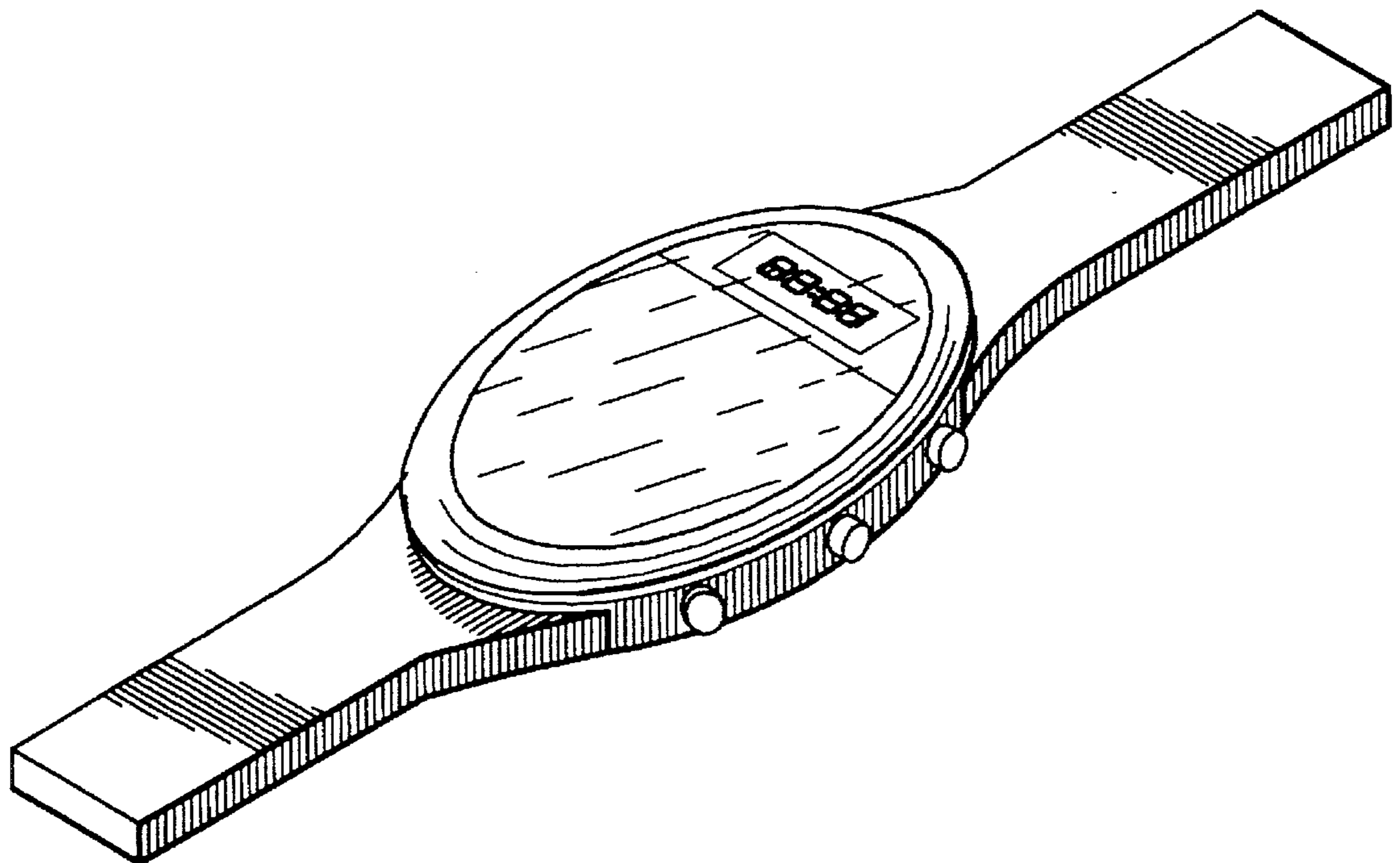


FIG. 4.




FIG. 5.



FIG. 1.

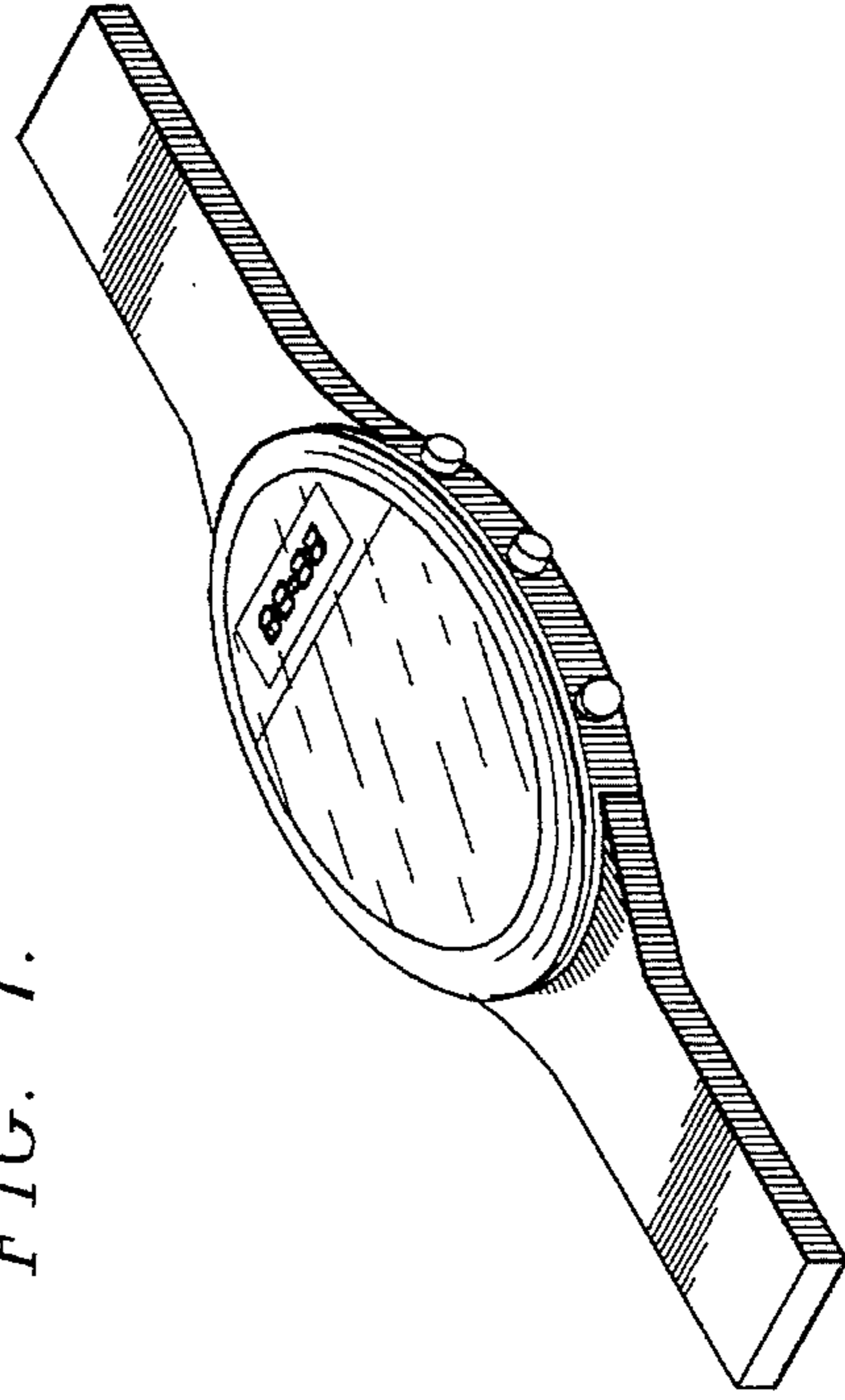


FIG. 2.

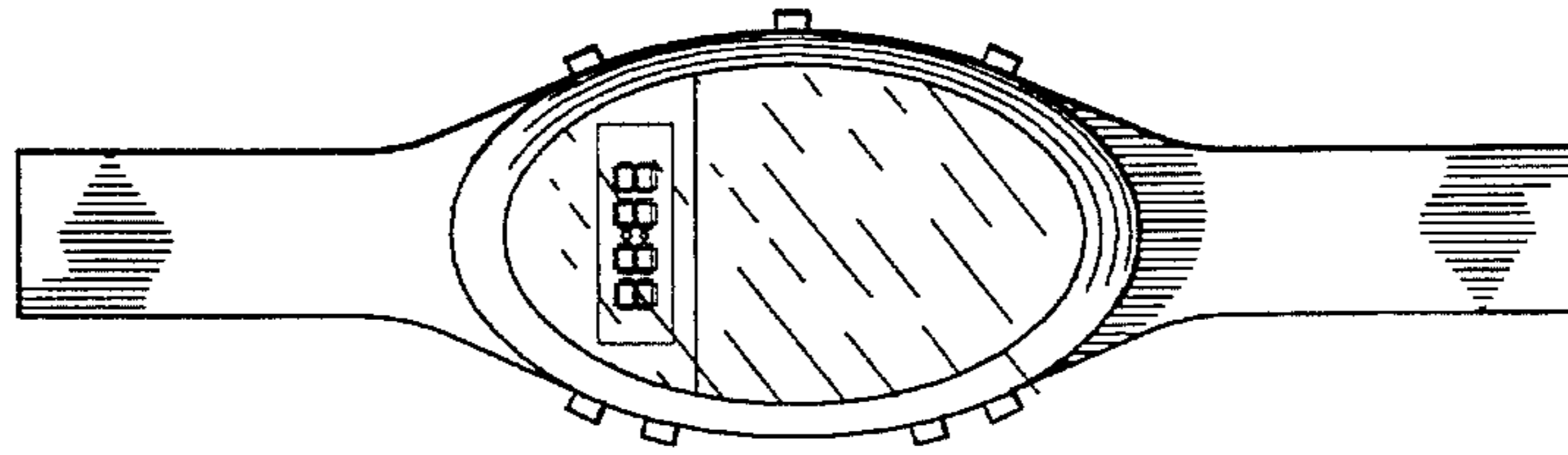


FIG. 3.

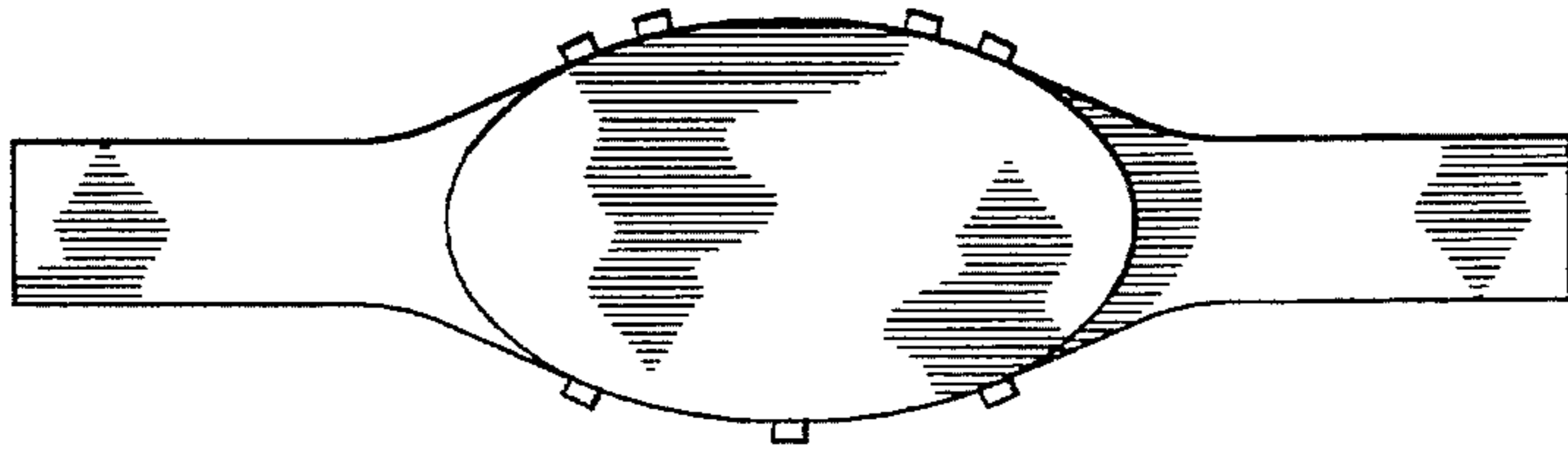


FIG. 6.

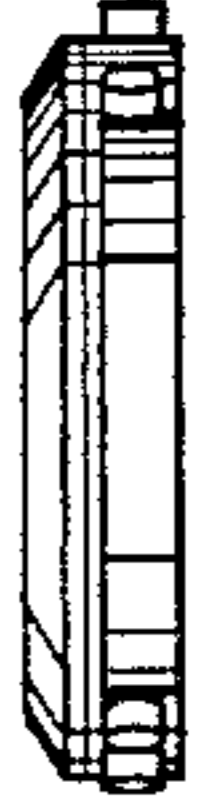


FIG. 7.

