



US00D365280S

United States Patent [19]

[11] Patent Number: **Des. 365,280**

Fields

[45] Date of Patent: ****Dec. 19, 1995**

[54] **BASKET CLOCK**

D. 301,982 7/1989 Deangelis .
D. 307,396 4/1990 Ilaria et al. .
5,303,211 4/1994 Yanaka .

[76] Inventor: **Vivian F. Fields**, Rte. 5 Box 21,
Keyser, W. Va. 26726

Primary Examiner—Nelson C. Holtje

[**] Term: **14 Years**

[57] **CLAIM**

[21] Appl. No.: **36,097**

The ornamental design for the basket clock, as shown and described.

[22] Filed: **Mar. 13, 1995**

[52] U.S. Cl. **D10/6; D10/7; D10/9**

DESCRIPTION

[58] Field of Search D10/1-40, 122-132;
368/276-277, 285, 316-317

FIG. 1 is a front elevational view of the basket clock showing my new design;
FIG. 2 is a rear elevational view thereof;
FIG. 3 is a left side elevational view thereof;
FIG. 4 is a right side elevational view thereof;
FIG. 5 is a top plan view thereof; and,
FIG. 6 is a bottom plan view thereof.

[56] References Cited

U.S. PATENT DOCUMENTS

| | | | |
|------------|--------|--------------------|-------|
| D. 148,307 | 1/1948 | Keane | D10/9 |
| D. 162,815 | 4/1951 | Goldner | D10/9 |
| D. 210,547 | 3/1968 | Laylon | D10/6 |
| D. 297,512 | 9/1988 | Kowalenko et al. . | |
| D. 301,551 | 6/1989 | Cannon . | |

1 Claim, 3 Drawing Sheets

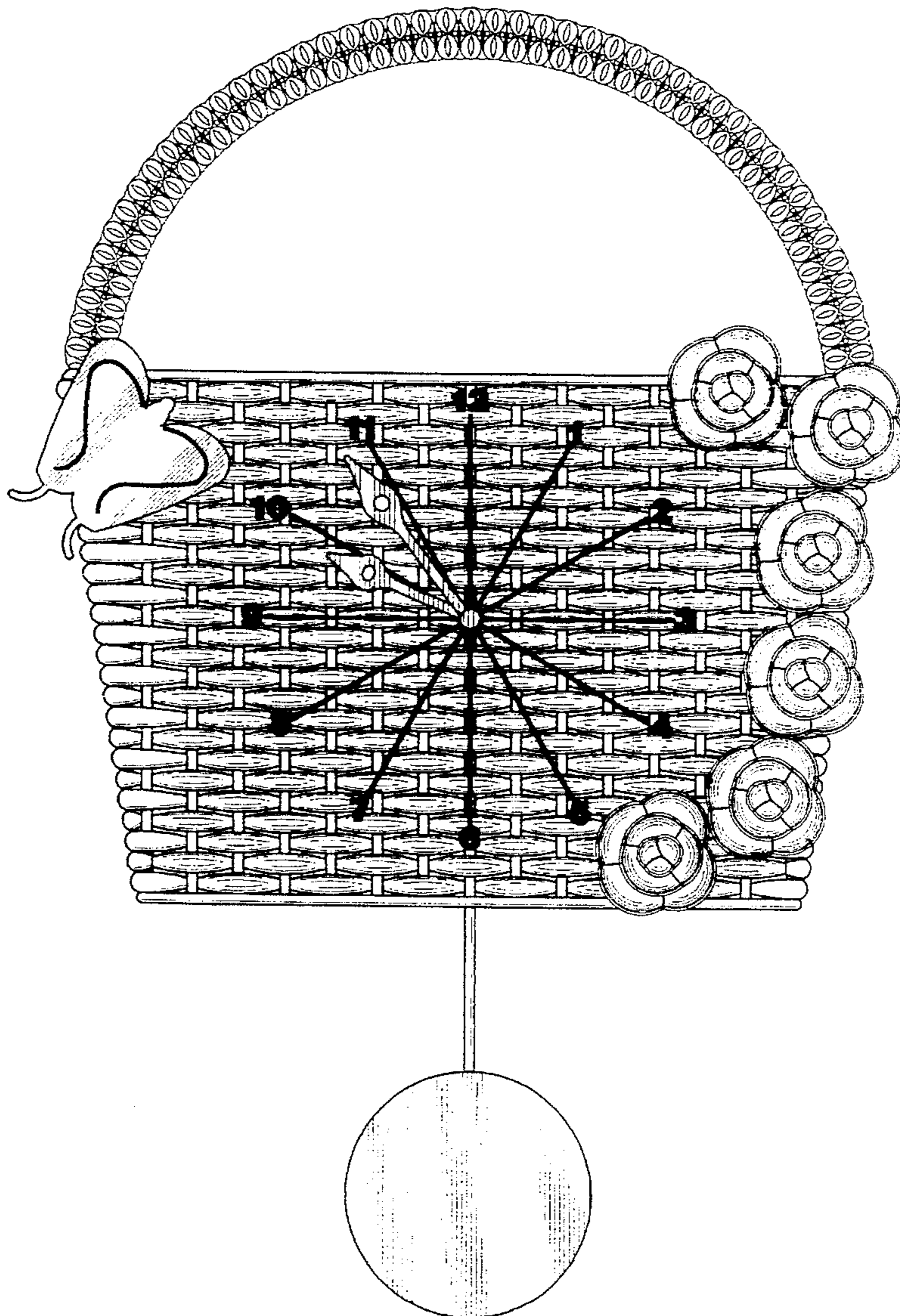


FIG. 1

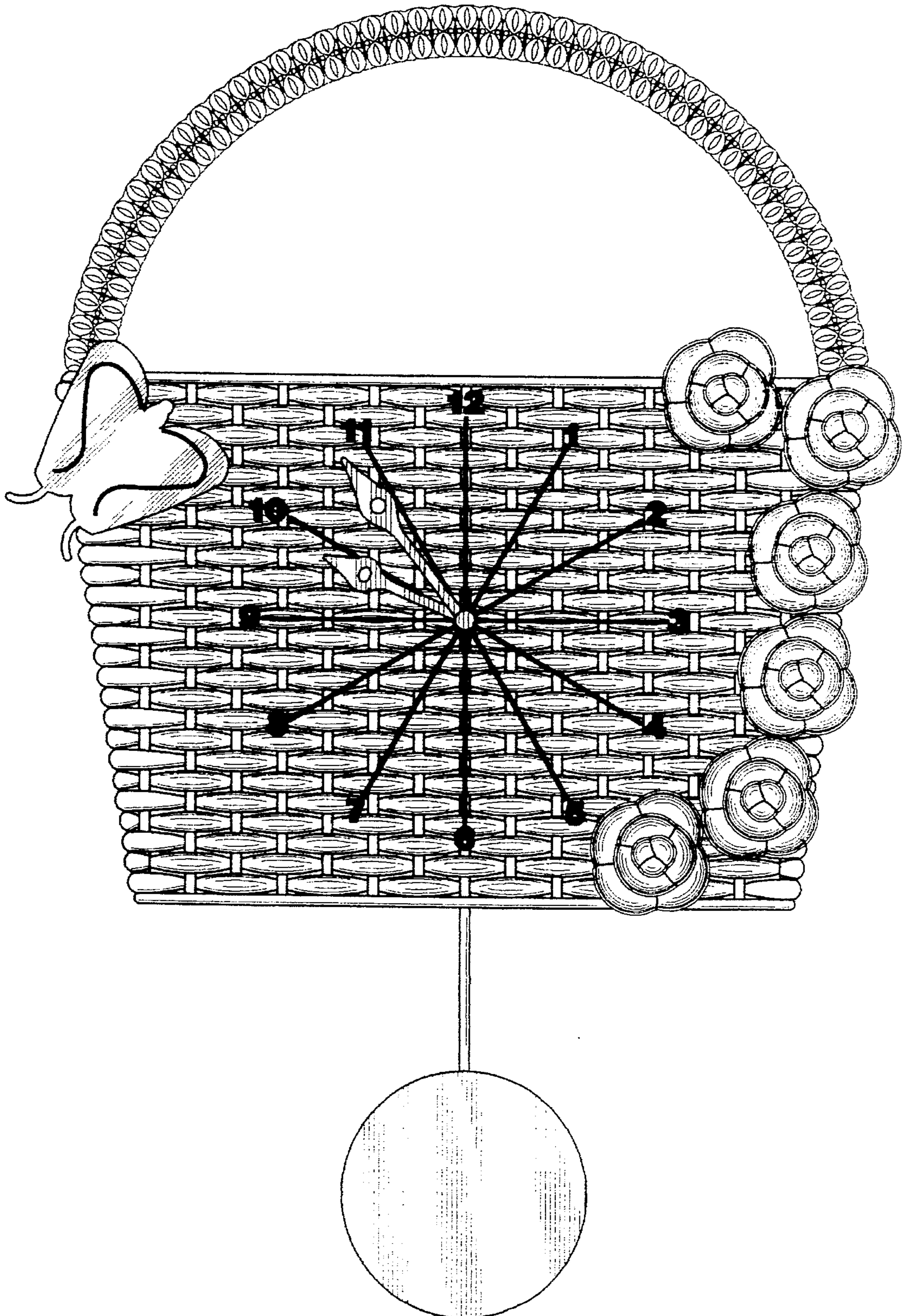


FIG. 2

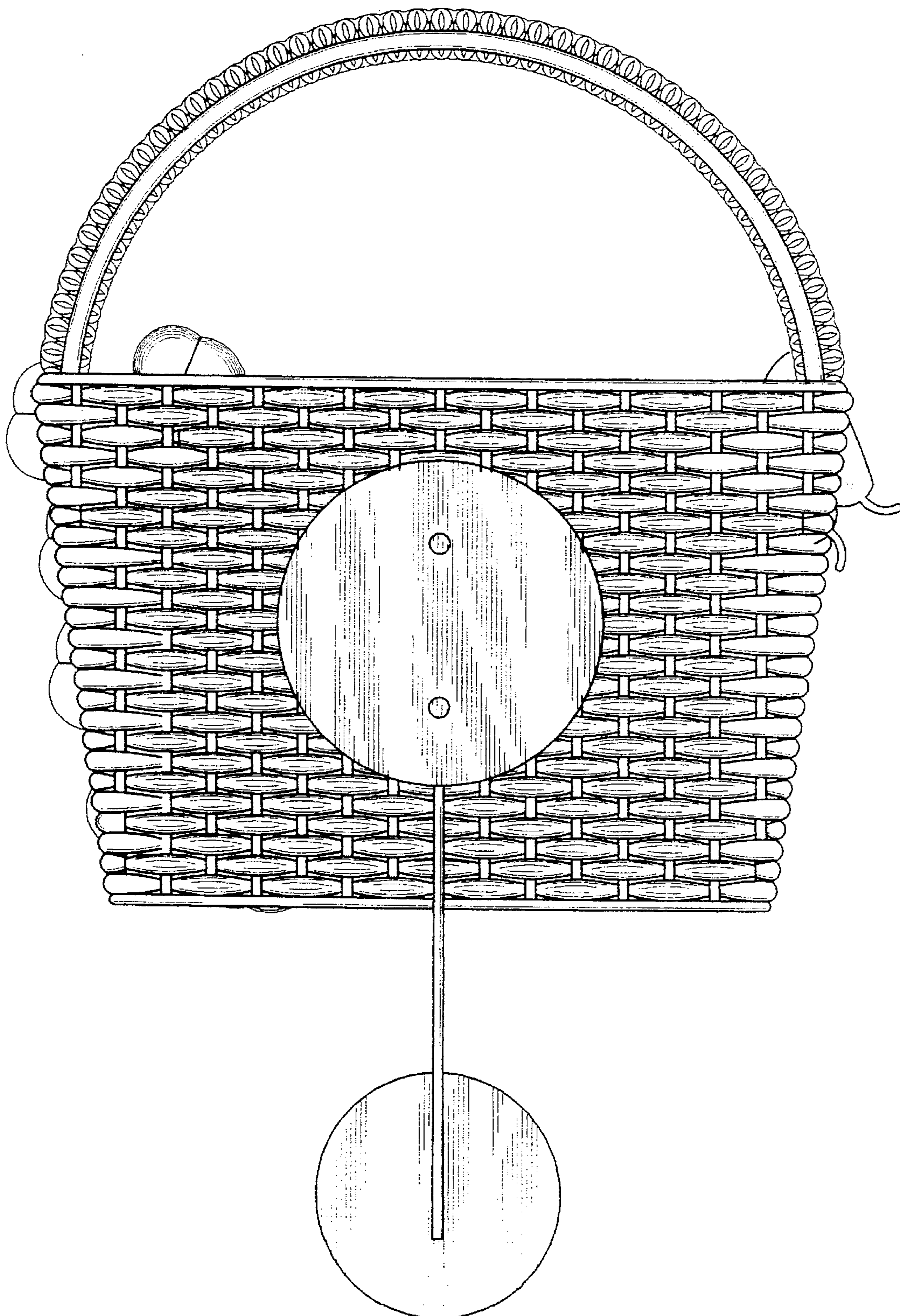


FIG. 3

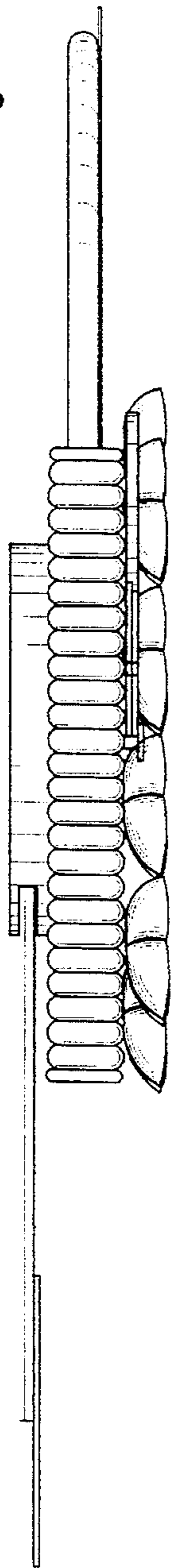


FIG. 4

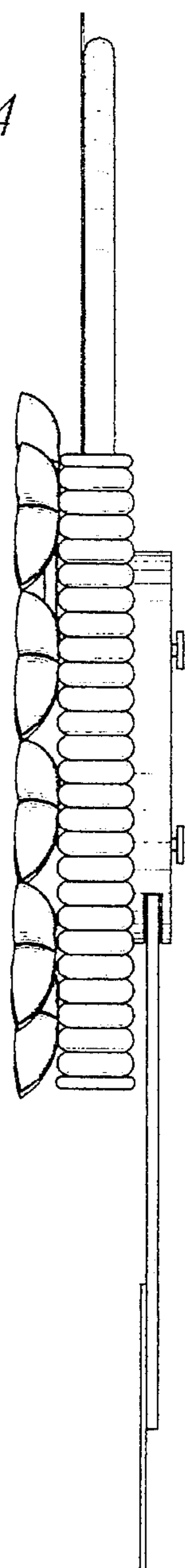


FIG. 5

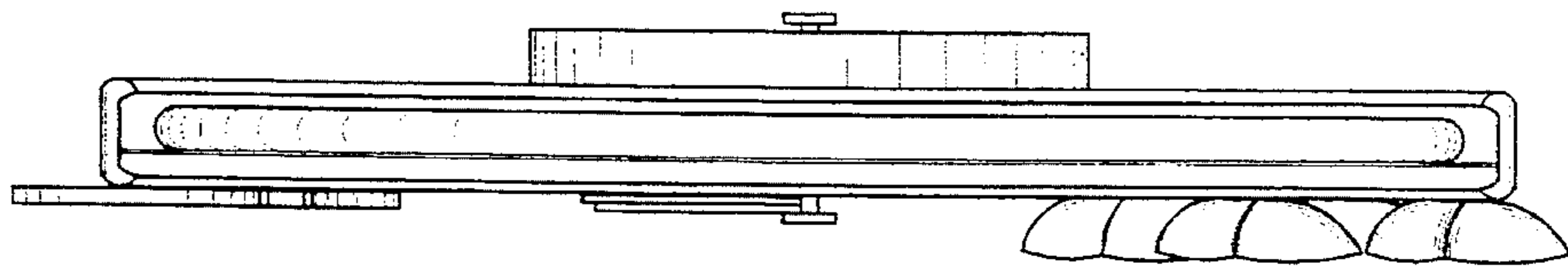


FIG. 6

