



US00D365271S

United States Patent [19]

[11] **Patent Number: Des. 365,271**

Andryzeck et al.

[45] **Date of Patent: **Dec. 19, 1995**

[54] **SHOULDER SUPPORT FOR A CARRYING ROD**

3,682,358 8/1972 Richey 224/201
5,074,222 12/1991 Welch 224/265 X

[76] Inventors: **Robert Andryzeck**, 313 Lakeview Extension Dr., West Suffield, Conn. 06093; **Larry LaMay**, 24 North Rd., East Granby, Conn. 06026

Primary Examiner—A. Hugo Word
Assistant Examiner—Holly H. Baynham
Attorney, Agent, or Firm—Fishman, Dionne & Cantor

[**] Term: **14 Years**

[57] **CLAIM**

The ornamental design for a shoulder support for a carrying rod, as shown and described.

[21] Appl. No.: **24,400**

DESCRIPTION

[22] Filed: **Jun. 14, 1994**

[52] **U.S. Cl.** **D8/349; D3/327**

[58] **Field of Search** **D8/349, 354, 367; D3/327-328; 224/201, 189, 271, 265; 248/444**

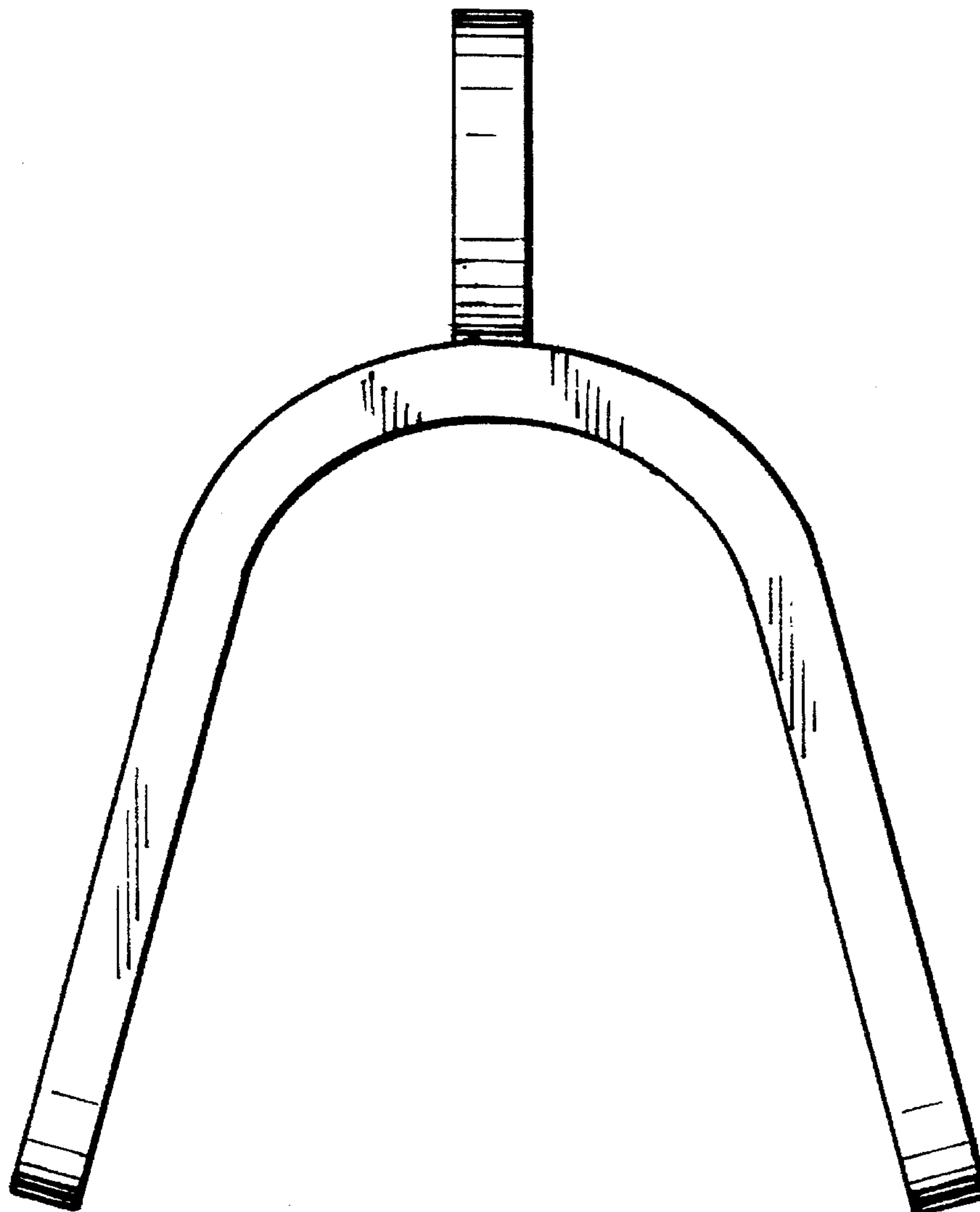
FIG. 1 is a side elevational view of a shoulder support for a carrying rod showing our new design with the opposite side being a mirror image thereof;
FIG. 2 is a front elevational view thereof with the rear view being a mirror image;
FIG. 3 shows a top plan view thereof; and,
FIG. 4 is a bottom plan view thereof.

[56] **References Cited**

U.S. PATENT DOCUMENTS

D. 229,287 11/1973 Peters D8/367
2,608,369 8/1952 Hoher 248/230 X

1 Claim, 1 Drawing Sheet



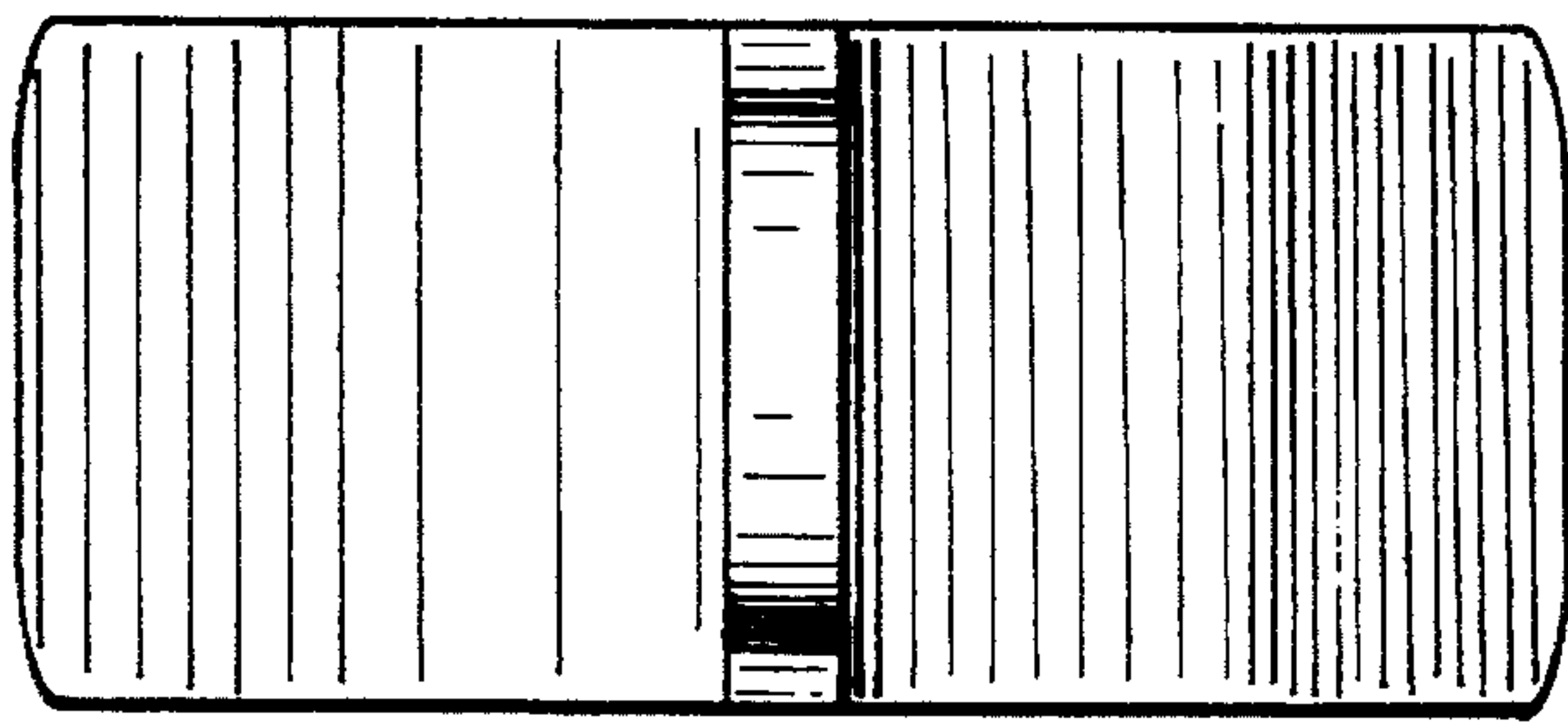


FIG. 3

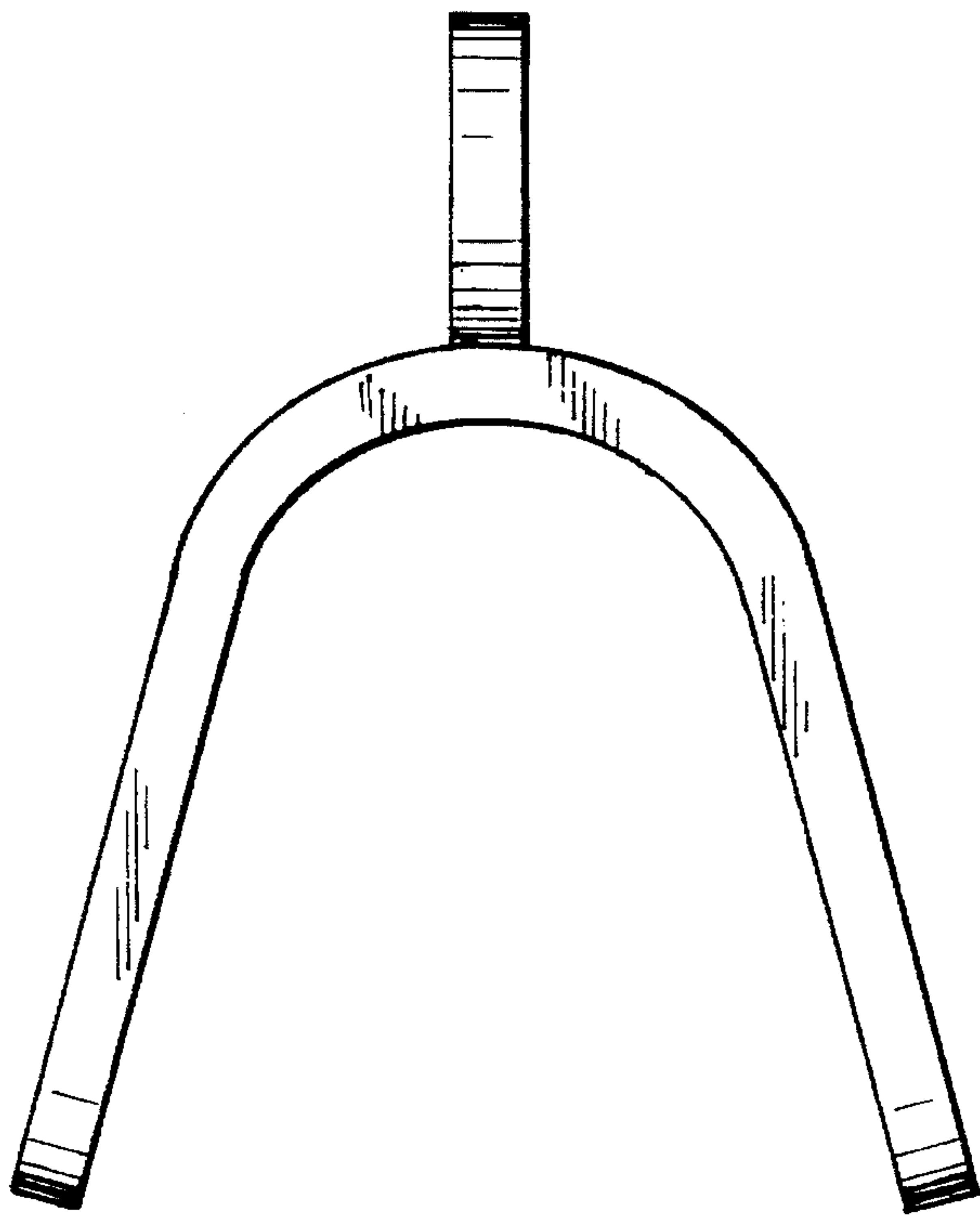


FIG. 1




FIG. 2




FIG. 4