



US00D365259S

# United States Patent [19] Littlejohn

[11] **Patent Number: Des. 365,259**  
[45] **Date of Patent: \*\*Dec. 19, 1995**

[54] **OIL FILTER TOOL**

[76] Inventor: **James K. Littlejohn**, 1464 Gilham  
Cove, Memphis, Tenn. 38134

[\*\*] Term: **14 Years**

[21] Appl. No.: **15,592**

[22] Filed: **Nov. 22, 1993**

[52] U.S. Cl. .... **D8/22; D8/21**

[58] Field of Search ..... D8/14, 17, 21,  
D8/22, 27; 81/3.4, 3.42, 64, 65, 176.1,  
176.15, 176.2, 176.3; 294/31.2, 1.1; 24/19,  
20 TT; 224/202

[56] **References Cited**

**U.S. PATENT DOCUMENTS**

D. 273,510	4/1984	Mayor .....	294/312 X
D. 328,554	8/1992	Cobble .....	D8/22
1,191,354	7/1916	Smith .....	294/1.1
1,364,448	1/1921	Morris .....	81/3.4
1,410,415	3/1922	Shell .	
1,477,719	12/1923	Seppmann .	
1,518,905	12/1924	Dunorth .	
1,544,961	7/1925	Weil .	
1,601,371	9/1926	Ogle .	
1,615,144	1/1927	Singley .	
1,616,160	4/1927	Willman .	
3,055,854	9/1936	Stibbe .....	81/3.2
3,376,628	4/1968	Kyser .....	29/222

4,158,974	6/1979	Yamashita .....	81/64
4,552,040	11/1985	Bang .....	81/65
4,604,920	8/1986	Dupke .....	81/64
4,750,388	6/1988	Hagen et al. ....	81/64
4,916,993	4/1990	Siekawitch .....	81/64

**FOREIGN PATENT DOCUMENTS**

9105495	5/1991	WIPO .....	224/202
---------	--------	------------	---------

*Primary Examiner*—Ted Shooman  
*Assistant Examiner*—Richelle Shelton  
*Attorney, Agent, or Firm*—H. Dennis Kelly; Timmons & Kelly

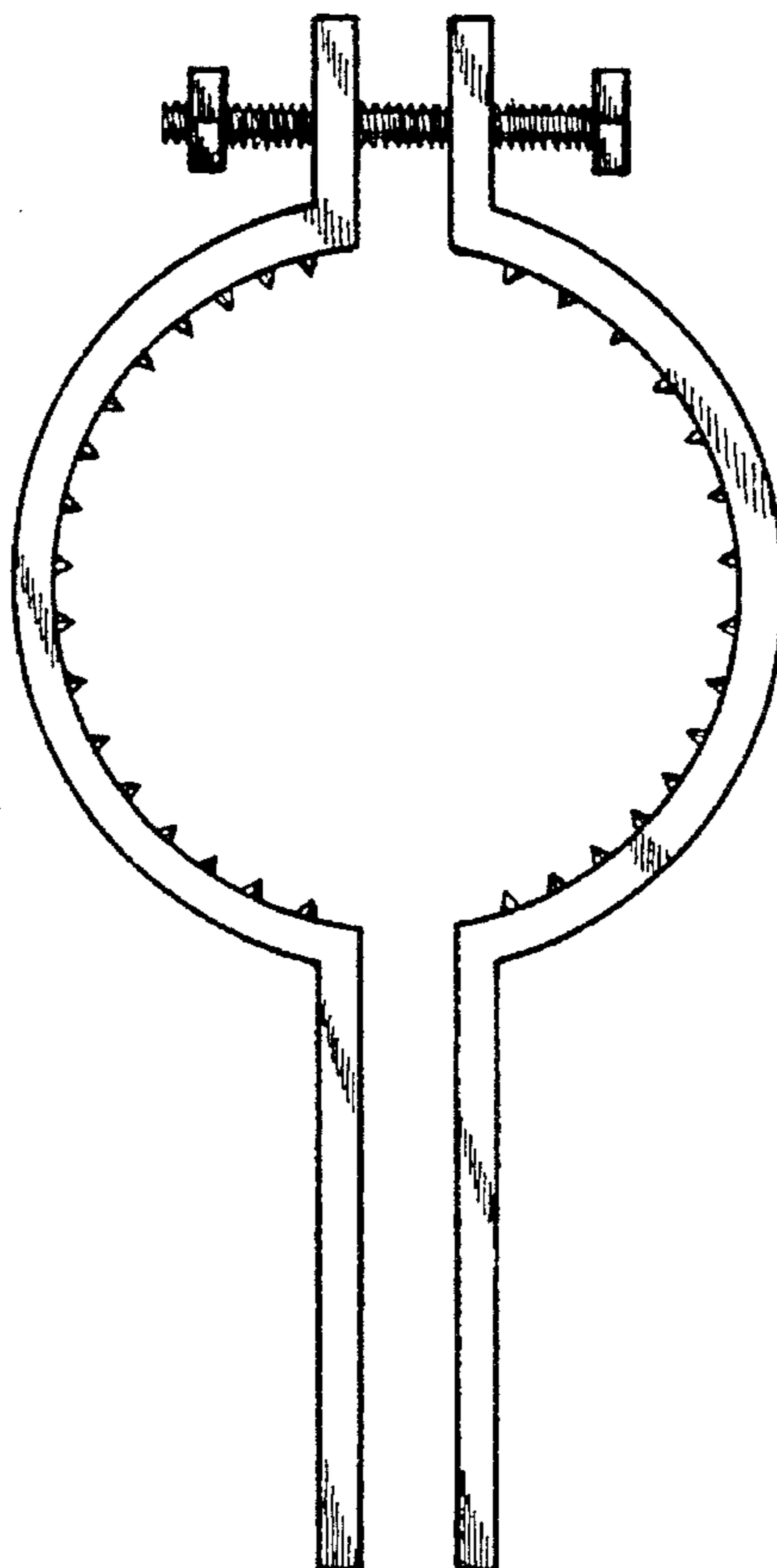
[57] **CLAIM**

The ornamental design for an oil filter tool, as shown and described.

**DESCRIPTION**

FIG. 1 is a front elevation of an oil filter tool showing my new design;  
FIG. 2 is a left side elevation view thereof, the right side elevation view being identical;  
FIG. 3 is a top plan view of the right jaw thereof, the top plan view of the left jaw being a mirror image; and,  
FIG. 4 is a left side elevation view of the right jaw thereof, the right side elevation view of the left jaw being identical.  
For clarity of illustration FIGS. 3 and 4 show a single jaw of an oil filter tool.

**1 Claim, 1 Drawing Sheet**



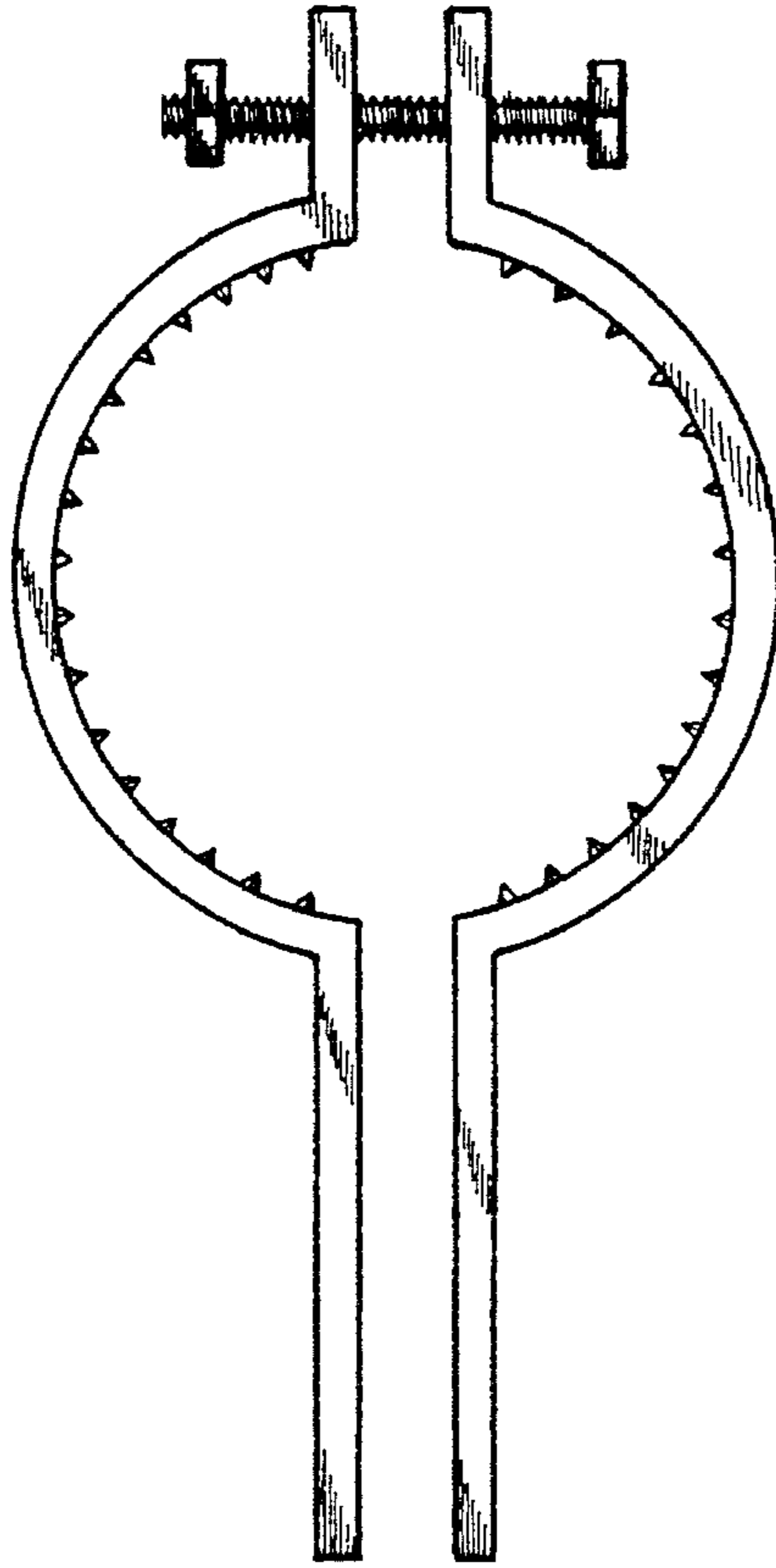


FIG. 1



FIG. 2



FIG. 3




FIG. 4