



US00D365219S

# United States Patent [19]

[11] Patent Number: **Des. 365,219**

**Tange**

[45] Date of Patent: **\*\*Dec. 19, 1995**

[54] **DESK FOR A VEHICLE STEERING WHEEL**

3,952,988 4/1976 Easterly ..... D19/52

[76] Inventor: **Mark L. Tange**, 14991 Coutolenc Rd.,  
Magalia, Calif. 95954

4,375,881 3/1983 Mitchell ..... 108/44

4,974,805 12/1990 Douglas ..... 108/44

[\*\*] Term: **14 Years**

*Primary Examiner*—Janice E. Seeger

[21] Appl. No.: **31,012**

[57] **CLAIM**

[22] Filed: **Nov. 15, 1994**

The ornamental design for a desk for a vehicle steering wheel, as shown and described.

[52] U.S. Cl. .... **D6/406**; D6/419; D19/88

**DESCRIPTION**

[58] **Field of Search** ..... D6/406, 419, 420,  
D6/338, 511; D7/550, 698; D12/415; D19/52,  
88, 91; 108/43, 44; 248/441.1, 444, 444.1,  
445, 450, 451-453


FIG. 1 is a front perspective view of a desk for a vehicle steering wheel showing my new design;  
FIG. 2 is a slightly enlarged front elevational view thereof;  
FIG. 3 is a slightly enlarged back elevational view thereof;  
FIG. 4 is a slightly enlarged bottom and view thereof;  
FIG. 5 is a slightly enlarged top end view thereof; and,  
FIG. 6 is a slightly enlarged right side view thereof, with the left side view appearing as a mirror image.

[56] **References Cited**

**U.S. PATENT DOCUMENTS**

- D. 257,589 12/1980 Shaffert ..... D6/406
- D. 263,361 3/1982 Johnson ..... D6/420
- D. 340,150 10/1993 Tanaka ..... D6/419

**1 Claim, 5 Drawing Sheets**






FIG. 1




FIG. 2




FIG. 3




FIG. 4

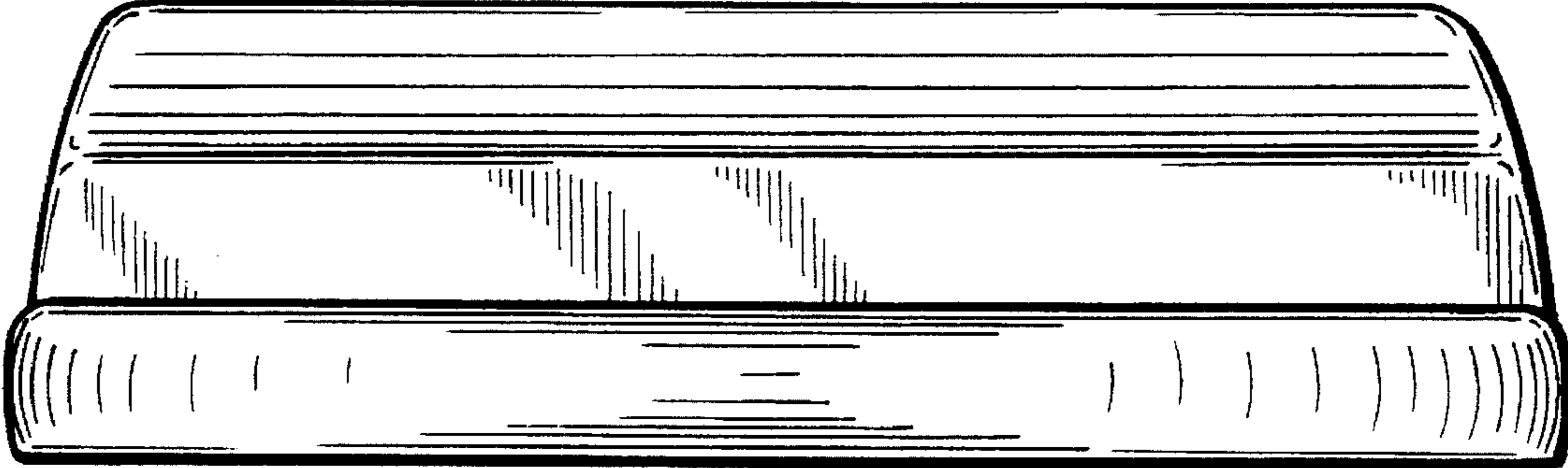


FIG. 5

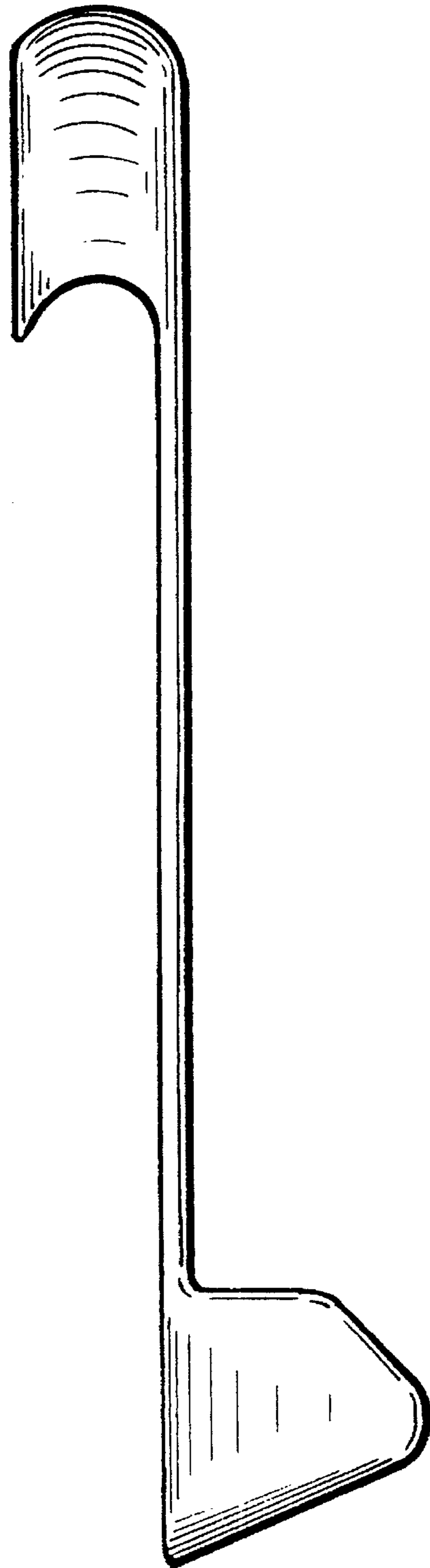


FIG. 6