



US00D365212S

United States Patent [19]
Lowman

[11] **Patent Number:** **Des. 365,212**
[45] **Date of Patent:** ****Dec. 19, 1995**

[54] **CHAIR**
[75] **Inventor:** **Darrell G. Lowman**, Hickory, N.C.
[73] **Assignee:** **Lexington Furniture Industries, Inc.**,
Lexington, N.C.
[**] **Term:** **14 Years**
[21] **Appl. No.:** **9,453**
[22] **Filed:** **Jun. 11, 1993**
[52] **U.S. Cl.** **D6/379; D6/334**
[58] **Field of Search** **D6/334, 335, 336,**
D6/374, 375, 379, 500, 501, 502; 297/411.43,
446

D. 211,573 7/1968 Granger D6/334
D. 234,104 1/1975 Fisher D6/336

Primary Examiner—Alan P. Douglas
Assistant Examiner—Gary D. Watson
Attorney, Agent, or Firm—Edgar A. Zarins; Malcolm L. Sutherland

[57] **CLAIM**

The ornamental design for a chair, as shown and described.

DESCRIPTION

FIG. 1 is a perspective view of a chair showing my new design;
FIG. 2 is a front elevational view thereof;
FIG. 3 is a top plan view thereof; and,
FIG. 4 is a right side view thereof, the opposite side being a mirror image of the side shown.
The rear is plain and conforms to the design shown in FIGS. 1 through 4.

[56] **References Cited**

U.S. PATENT DOCUMENTS

D. 72,995 7/1927 Erskine D6/334
D. 77,592 1/1929 Christiansen D6/379
D. 103,714 3/1937 Davis et al. D6/379

1 Claim, 2 Drawing Sheets




Fig-1

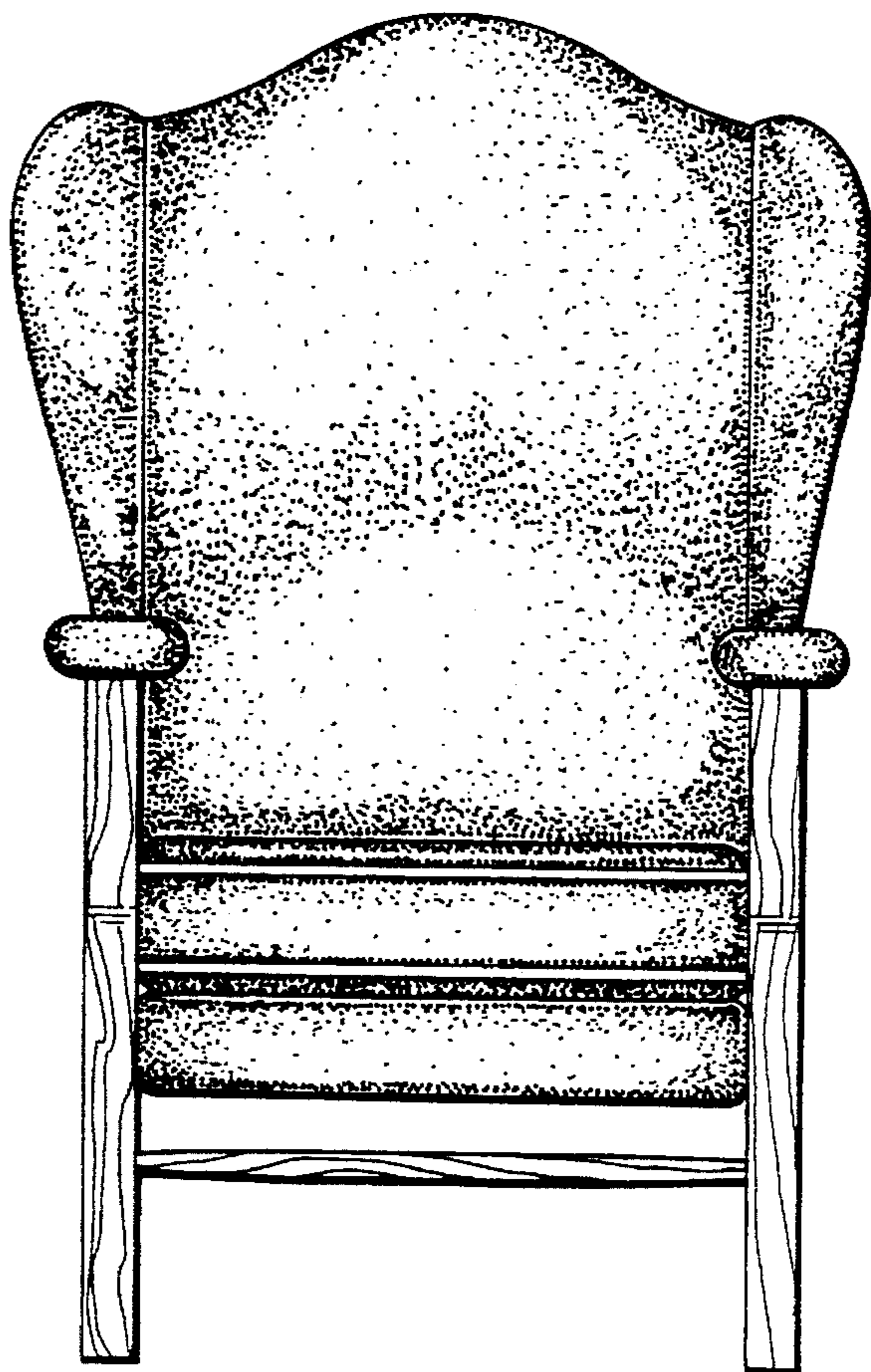



Fig-2

Fig-3

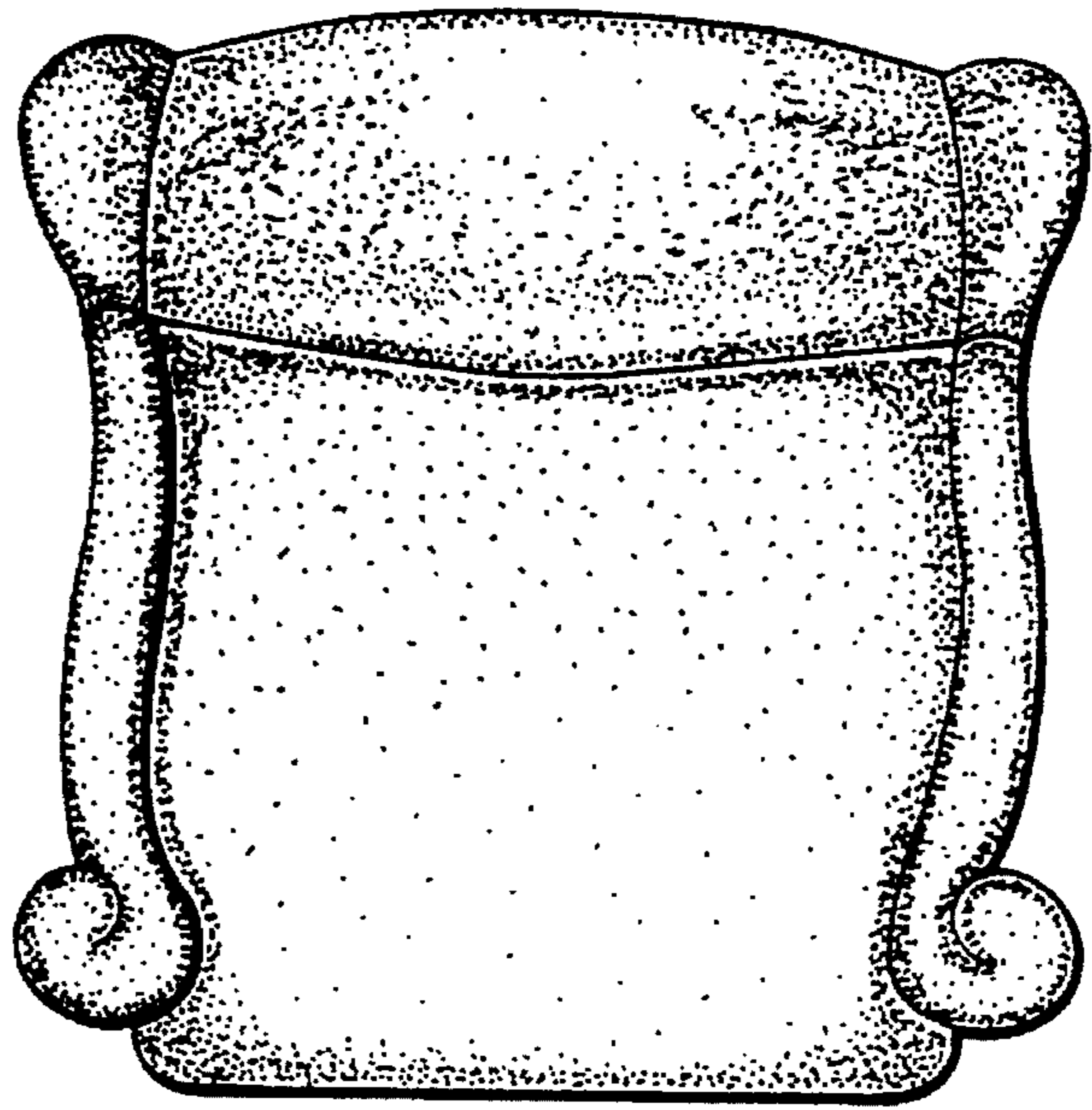


Fig-4

