



US00D365206S

United States Patent [19]

Goodman

[11] Patent Number: **Des. 365,206**

[45] Date of Patent: ****Dec. 19, 1995**

[54] **CASE FOR HOLDING CONSUMER GOODS**

[75] Inventor: **Joyce Goodman**, New York, N.Y.

[73] Assignee: **Goody Products, Inc.**, Kearny, N.J.

[**] Term: **14 Years**

[21] Appl. No.: **28,715**

[22] Filed: **Sep. 20, 1994**

[52] U.S. Cl. **D3/273; D3/292; D3/294; D9/420**

[58] **Field of Search** D3/294, 273, 275, D3/901; D28/78, 61, 67, 68, 91, 99, 82; 206/581, 235, 278, 566, 305, 351, 314; D9/420; 220/DIG. 26, 524, 525, 554, 337, 339, 501

[56] **References Cited**

U.S. PATENT DOCUMENTS

D. 194,561	2/1963	Otero et al.	D9/420
D. 196,328	9/1963	Braun	D9/420
D. 241,320	9/1976	Takacs	D9/420
D. 245,762	9/1977	Takacs	D9/420
D. 250,748	1/1979	Leger	D9/420
D. 259,596	6/1981	Gray .	
D. 270,387	8/1983	Rutherford	D28/83
D. 285,177	8/1986	Goetz	D9/420
D. 337,049	7/1993	Morgan et al.	D9/420
D. 350,850	9/1994	Angelini	D3/273

D. 352,525 11/1994 Coe D9/420
4,826,014 5/1989 Schefer 206/581

Primary Examiner—Ted Shooman
Assistant Examiner—Philip Hyder
Attorney, Agent, or Firm—Foley & Lardner


[57] **CLAIM**

The ornamental design for a case for holding consumer goods, as shown and described.

DESCRIPTION

FIG. 1 is a perspective view of a case for holding consumer goods in accordance with my new design; FIG. 2 is a front elevational view thereof; FIG. 3 is a rear elevational view thereof; FIG. 4 is a left side view thereof; the right side view being a mirror image of the left side view shown; FIG. 5 is a top view thereof; FIG. 6 is a bottom view thereof; FIG. 7 is a perspective view of a modified embodiment of the case for holding consumer goods; FIG. 8 is a front elevational view thereof; FIG. 9 is a rear elevational view thereof; FIG. 10 is a left side view thereof; the right side view being a mirror image of the left side view shown; FIG. 11 is a top view thereof; and, FIG. 12 is a bottom view thereof.

1 Claim, 4 Drawing Sheets






Figure 1




Figure 2

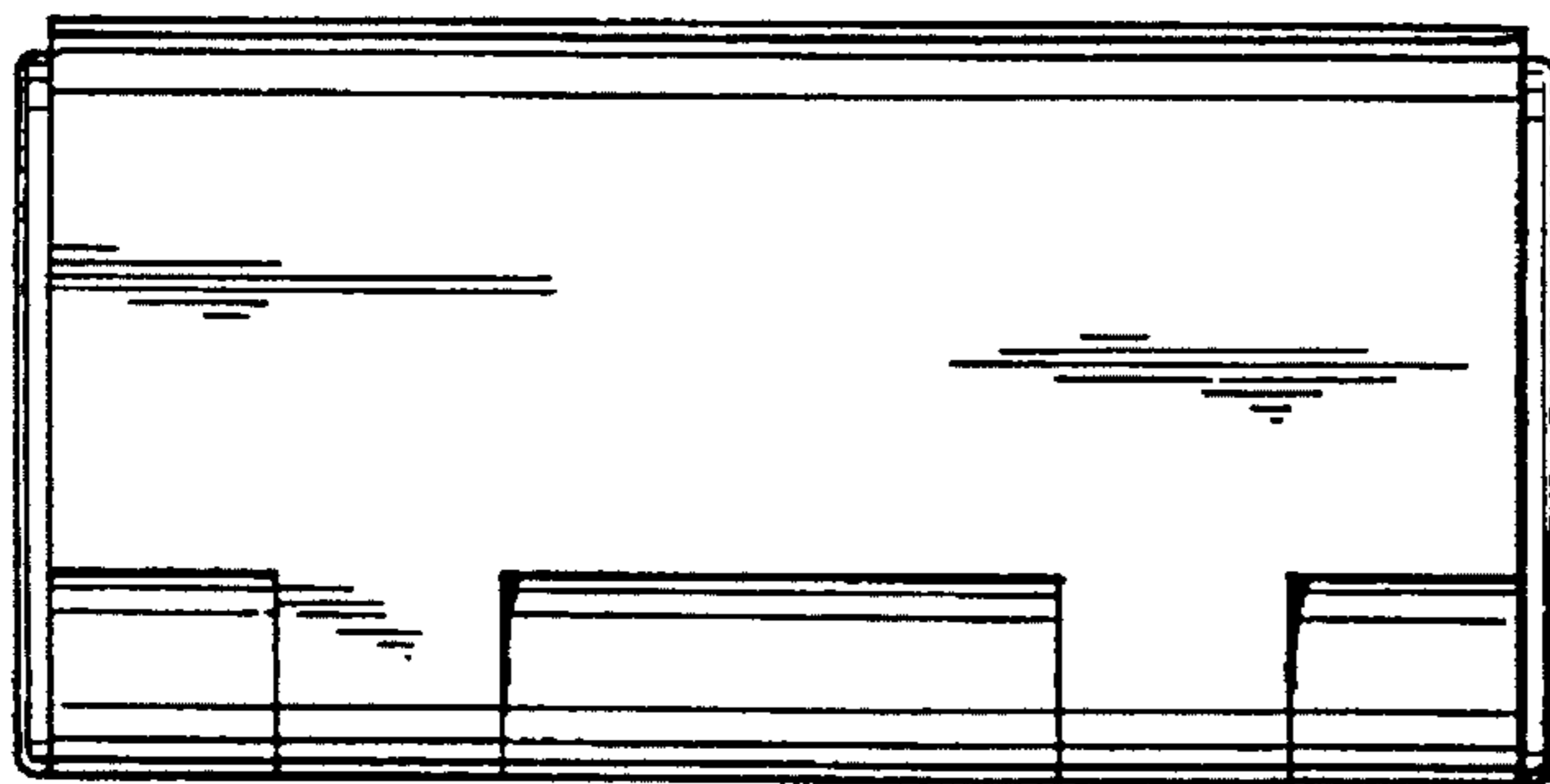


Figure 3

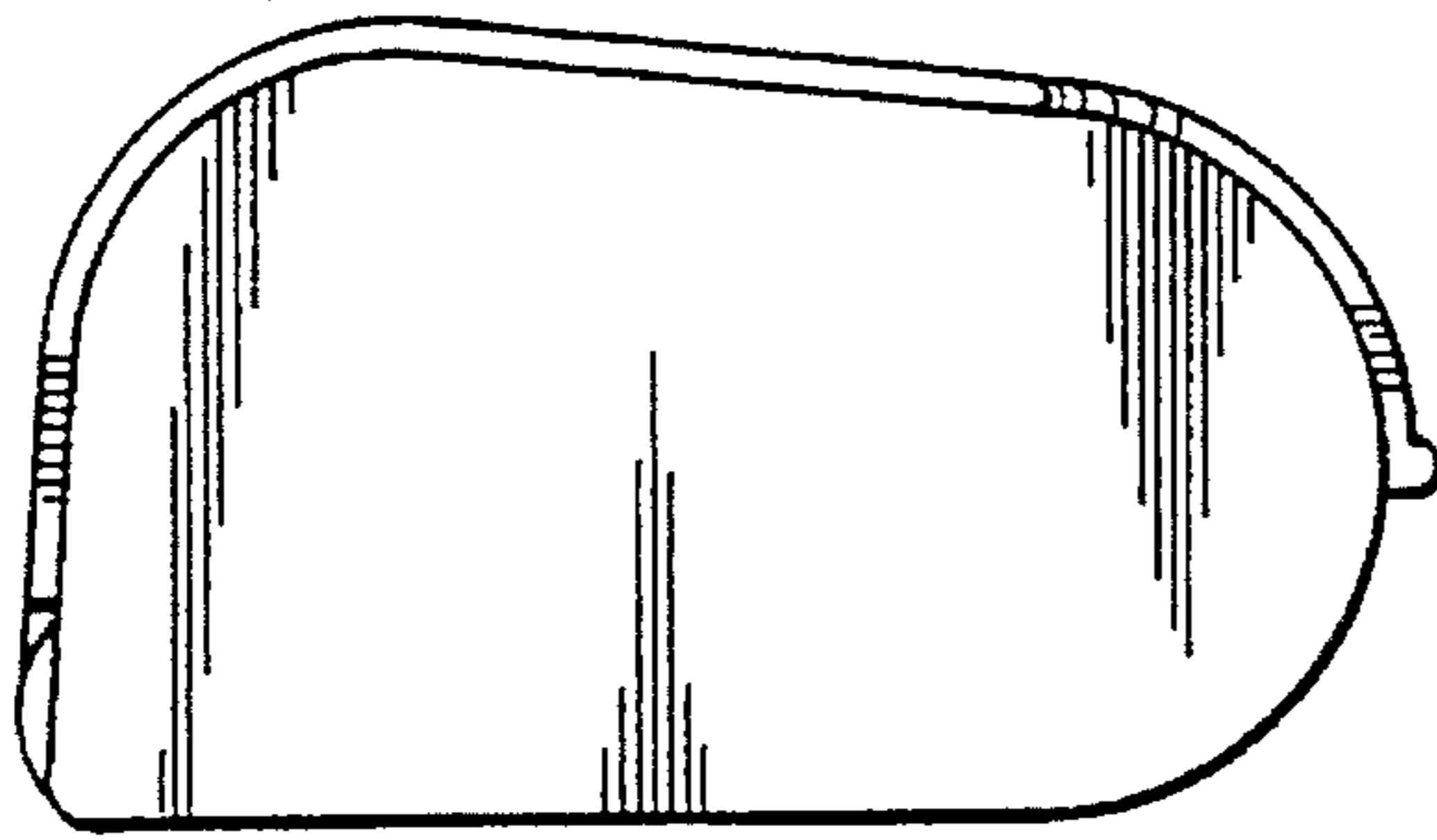


Figure 4




Figure 5

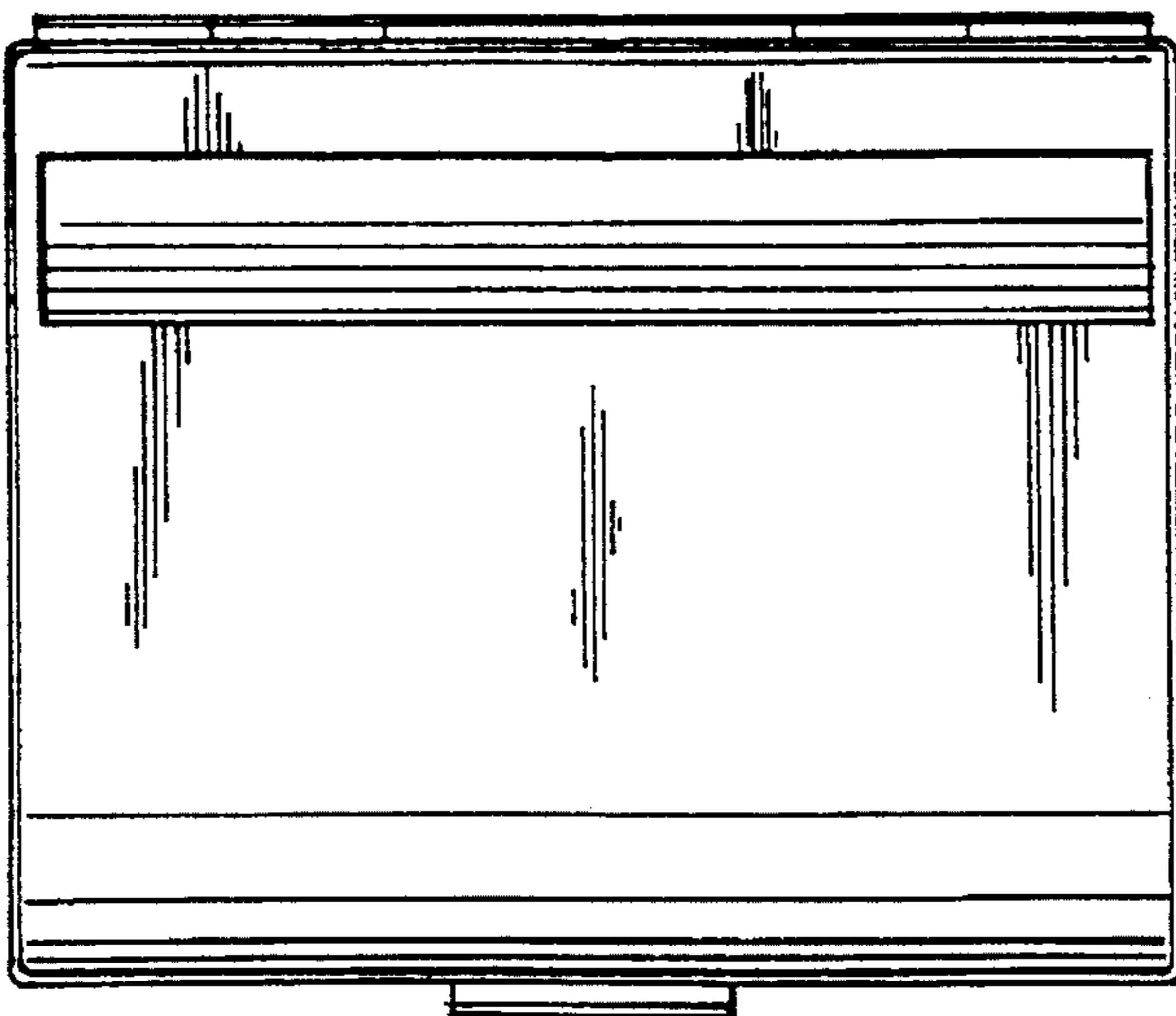


Figure 6

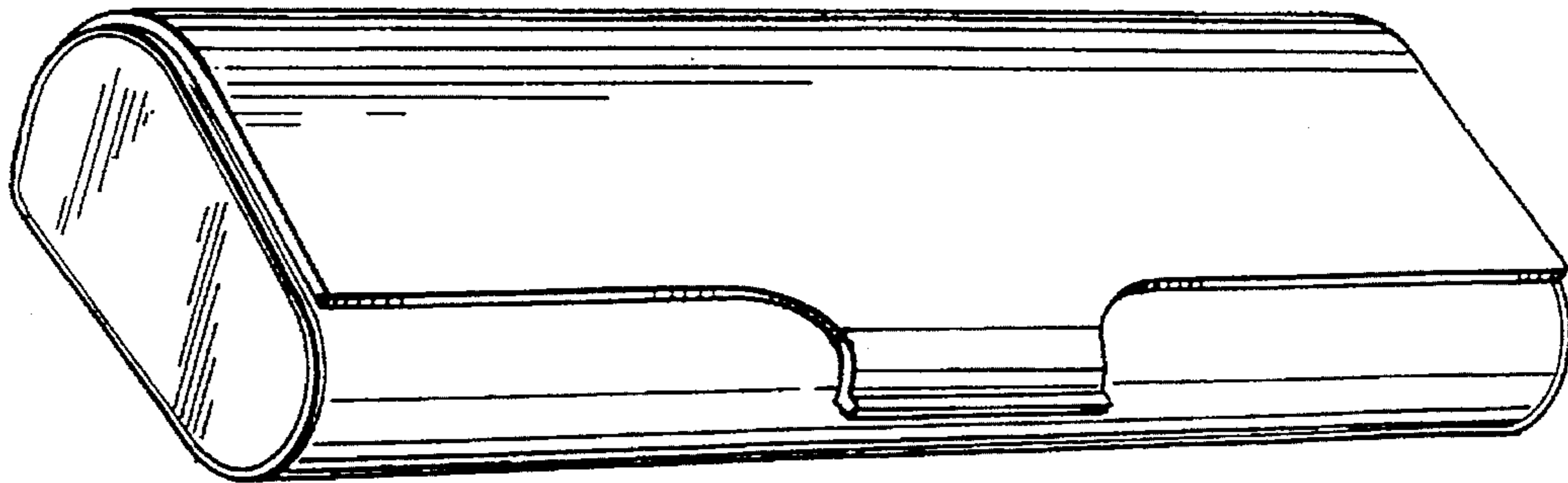


Figure 7




Figure 8


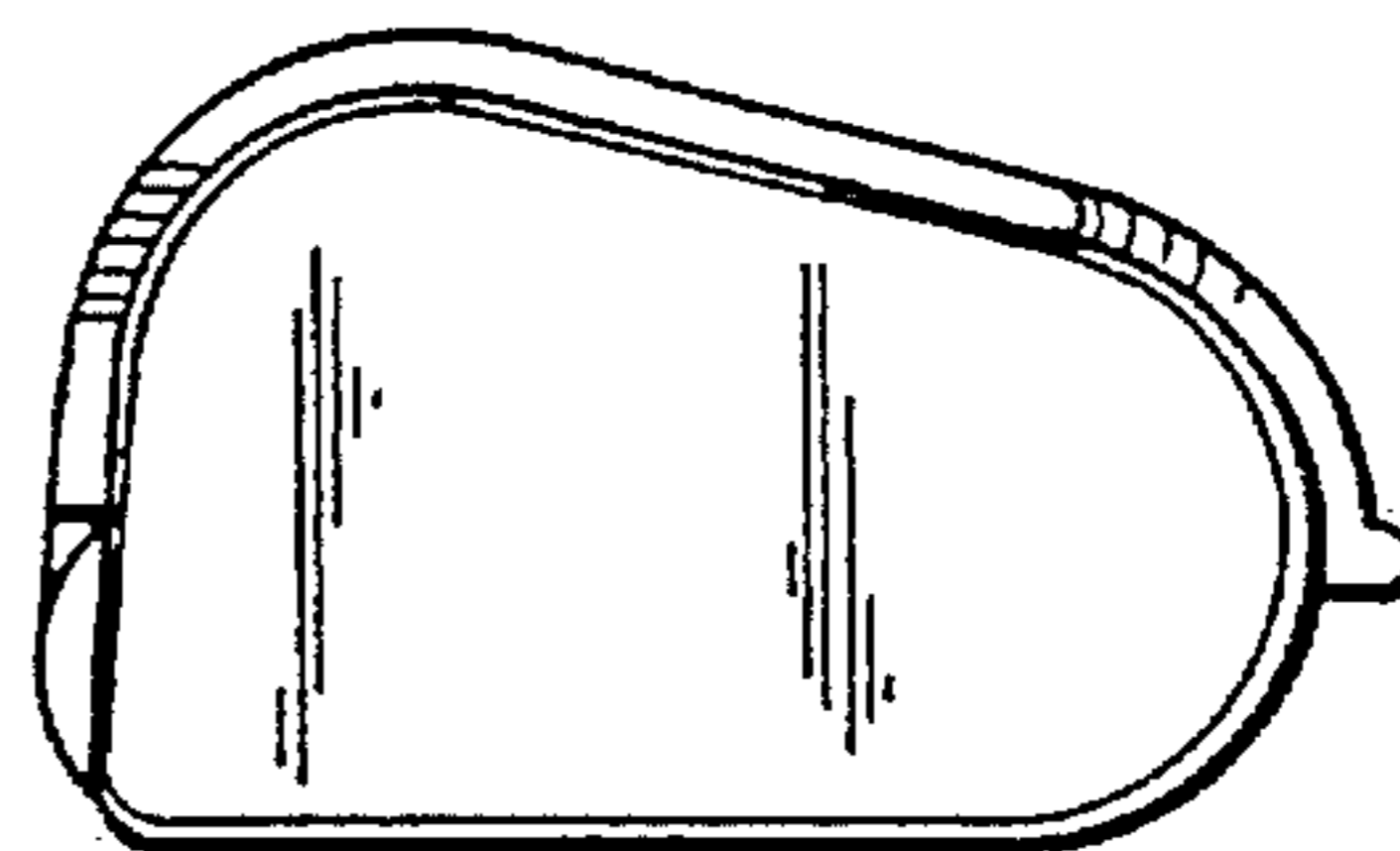


Figure 9

Figure 10






Figure 11

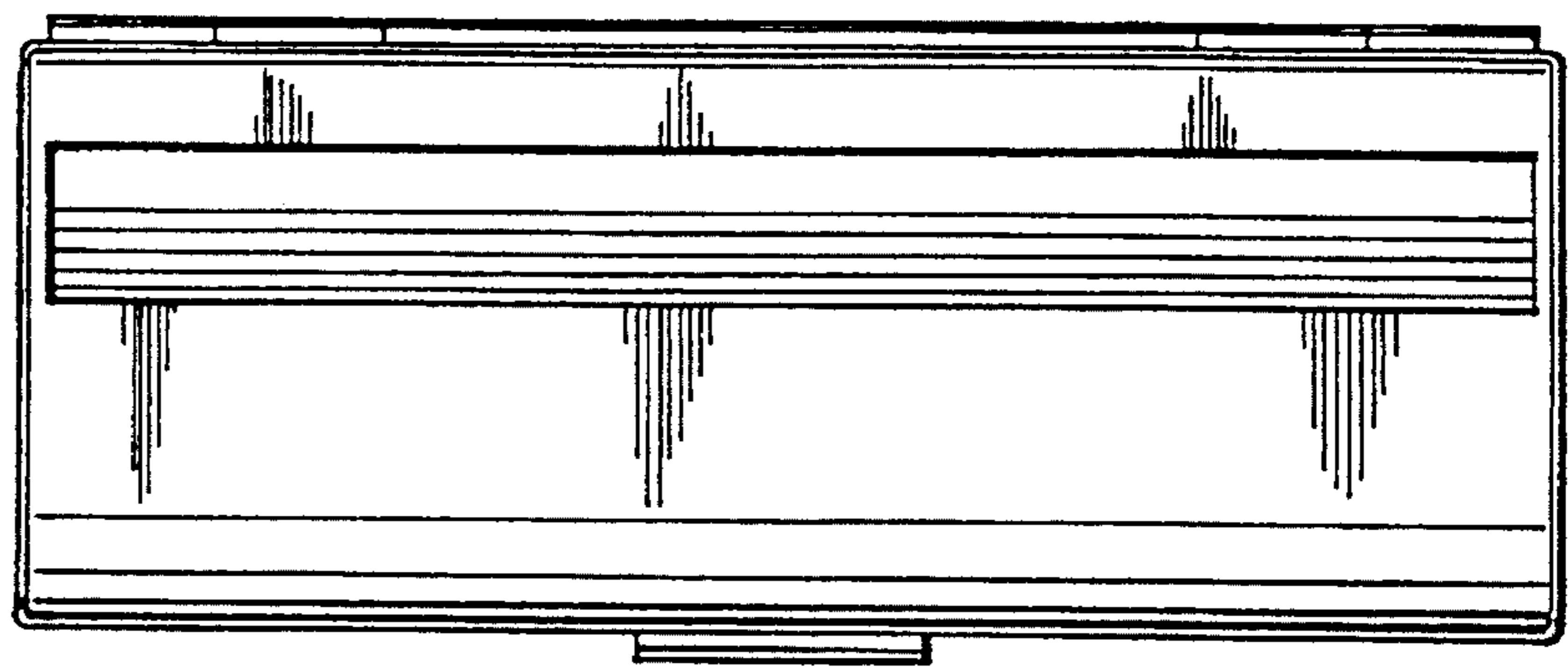


Figure 12