



US00D365201S

# United States Patent [19]

[11] Patent Number: **Des. 365,201**

**Avar**

[45] Date of Patent: **\*\*Dec. 19, 1995**

[54] **SHOE UPPER**

D. 353,040 12/1994 Avar ..... D2/970

[75] Inventor: **Eric P. Avar**, Aloha, Oreg.

### OTHER PUBLICATIONS

[73] Assignee: **Nike, Inc.**, Beaverton, Oreg.

Nike Footwear Catalog, Holiday 1994, p. 12, published Mar. 1994.

[\*\*] Term: **14 Years**

Nike Footwear Catalog, Spring 1992, p. 150, published May 1991.

[21] Appl. No.: **32,133**

Nike Footwear Catalog, Fall 1992, p. 38 & 98, published Dec. 1991.

[22] Filed: **Dec. 6, 1994**

Nike Footwear Catalog, Spring 1991, p. 74, published Jun. 1990.

[52] **U.S. Cl.** ..... **D2/970**

Nike Footwear Catalog, Fall 1988, p. 78, published Dec. 1987.

[58] **Field of Search** ..... D2/896, 902, 969, D2/970, 907; 36/83, 84, 89, 102-107, 50.1, 113, 114, 116, 45

*Primary Examiner*—Doris V. Coles

*Attorney, Agent, or Firm*—Banner & Allegretti, Ltd.

### [56] **References Cited**

### [57] **CLAIM**

#### U.S. PATENT DOCUMENTS

The ornamental design for a shoe upper, as shown and described.

- D. 284,043 6/1986 Lowe, Jr. et al. .
- D. 291,020 7/1987 Gamm .
- D. 292,945 12/1987 Selbiger et al. .
- D. 295,458 5/1988 Selbiger .
- D. 299,081 12/1988 Greenberg .
- D. 325,292 4/1992 Morris et al. .... D2/969
- D. 331,484 12/1992 Feller .
- D. 331,493 12/1992 O'Rorke .
- D. 333,554 3/1993 Greene .
- D. 333,905 3/1993 Close .
- D. 334,089 3/1993 Teague .
- D. 334,277 3/1993 Teague .
- D. 334,646 4/1993 Dissinger .
- D. 334,651 4/1993 Smith .
- D. 334,831 4/1993 Worthington .
- D. 339,448 9/1993 Teague .
- D. 345,246 3/1994 Greene ..... D2/978
- D. 346,272 4/1994 Cessor ..... D2/970
- D. 347,317 5/1994 Avar ..... D2/970

### DESCRIPTION

FIG. 1 is a side elevational view of one side of a shoe upper showing our new design;

FIG. 2 is a side elevational view of the other side of the shoe upper of FIG. 1;


FIG. 3 is a front elevational view of the shoe upper of FIG. 1;

FIG. 4 is a rear elevational view of the shoe upper of FIG. 1; and,

FIG. 5 is a top plan view of the shoe upper of FIG. 1.

The broken line showing of a shoe sole in FIGS. 1-5 is for illustrative purposes and forms no part of the claimed design.

**1 Claim, 3 Drawing Sheets**



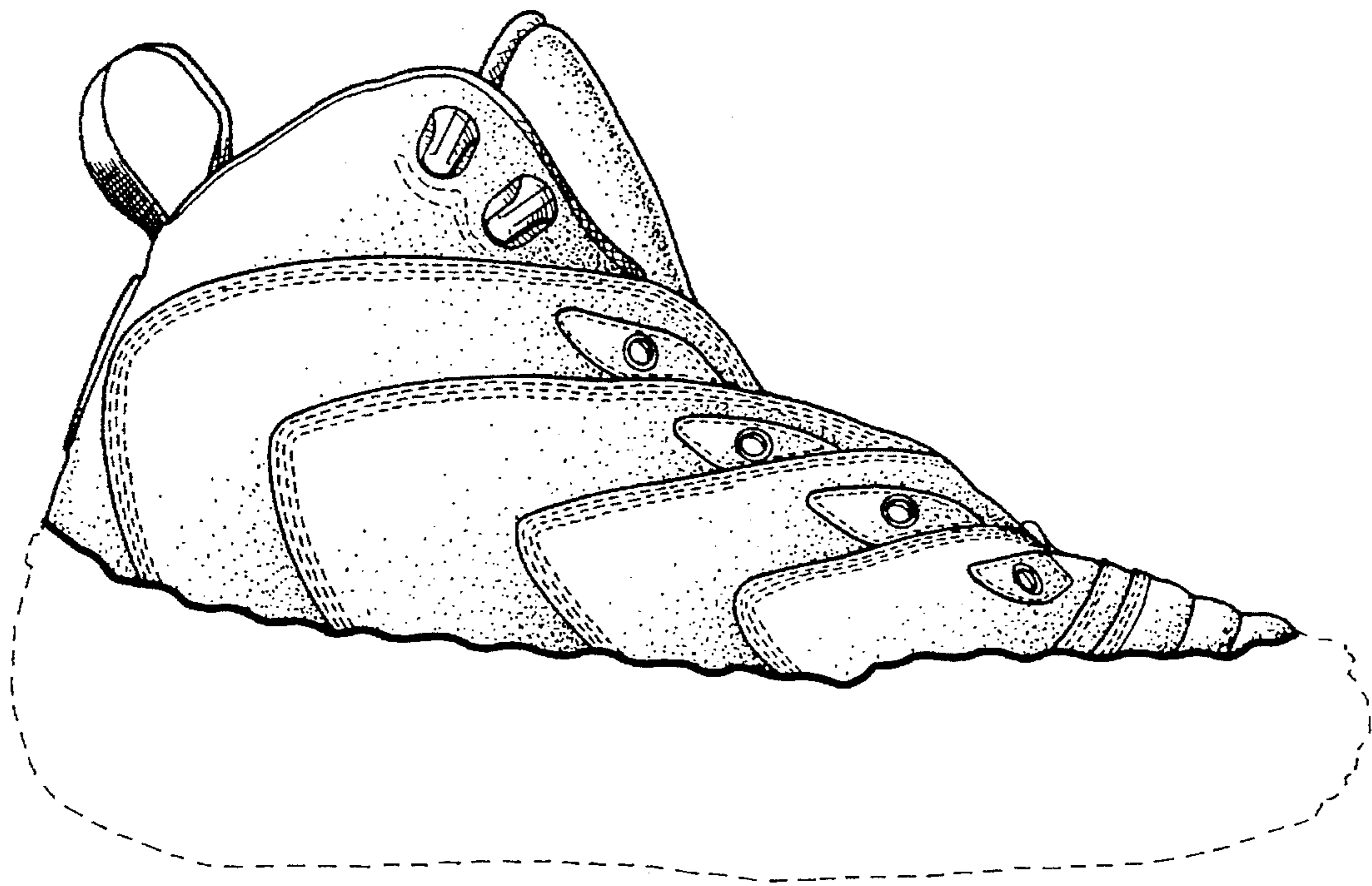


FIG. 1

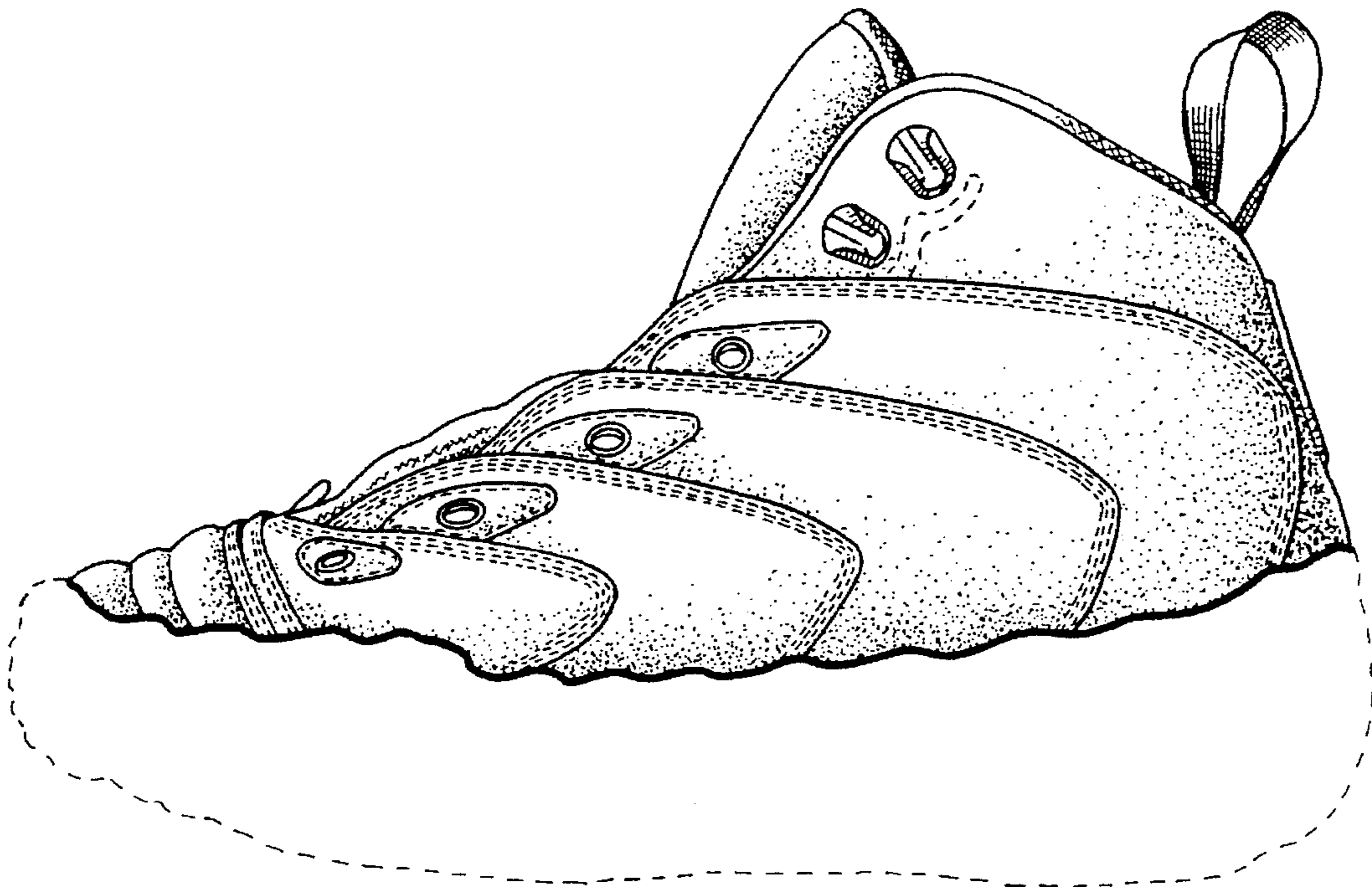


FIG. 2

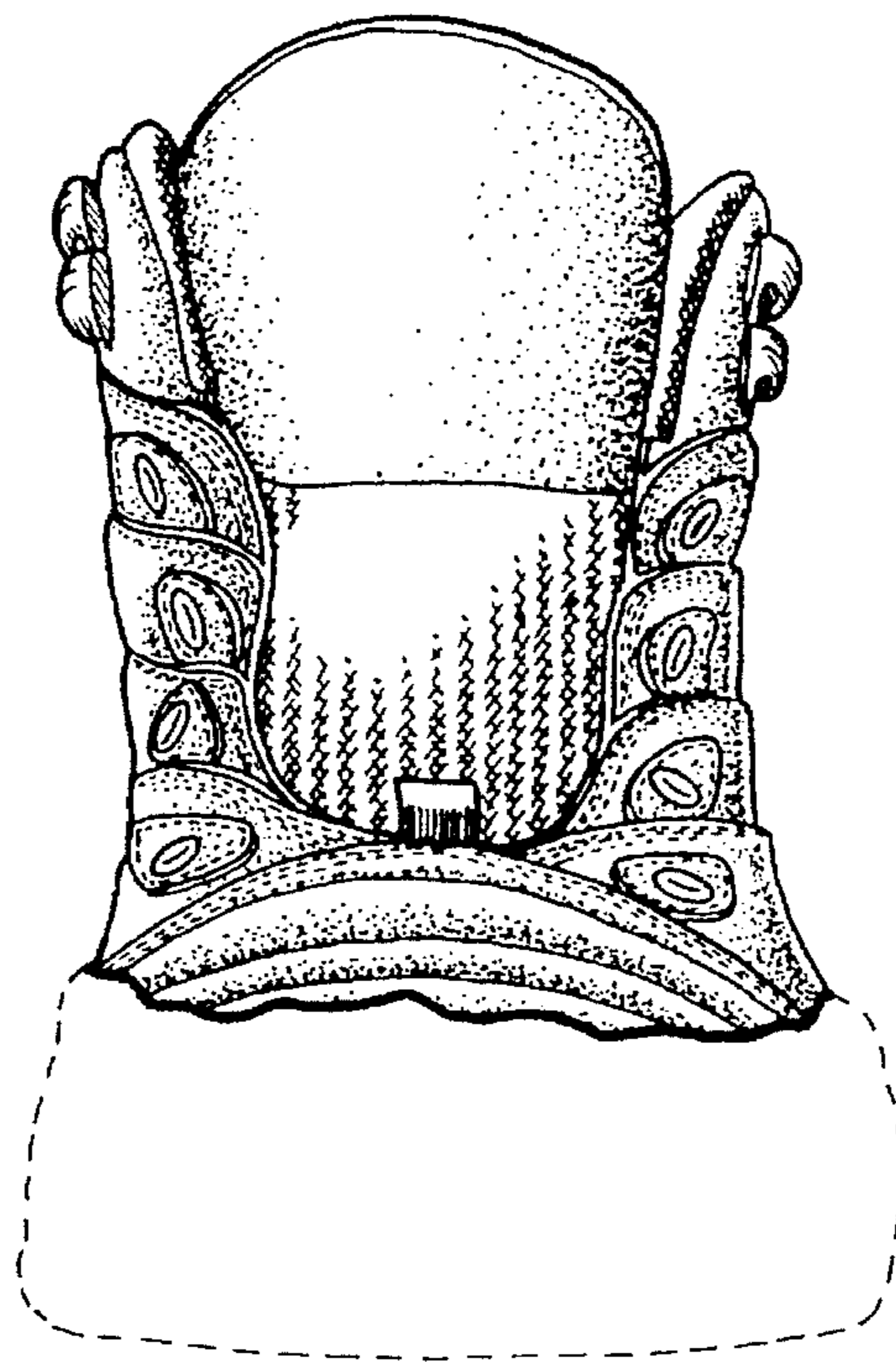


FIG. 3

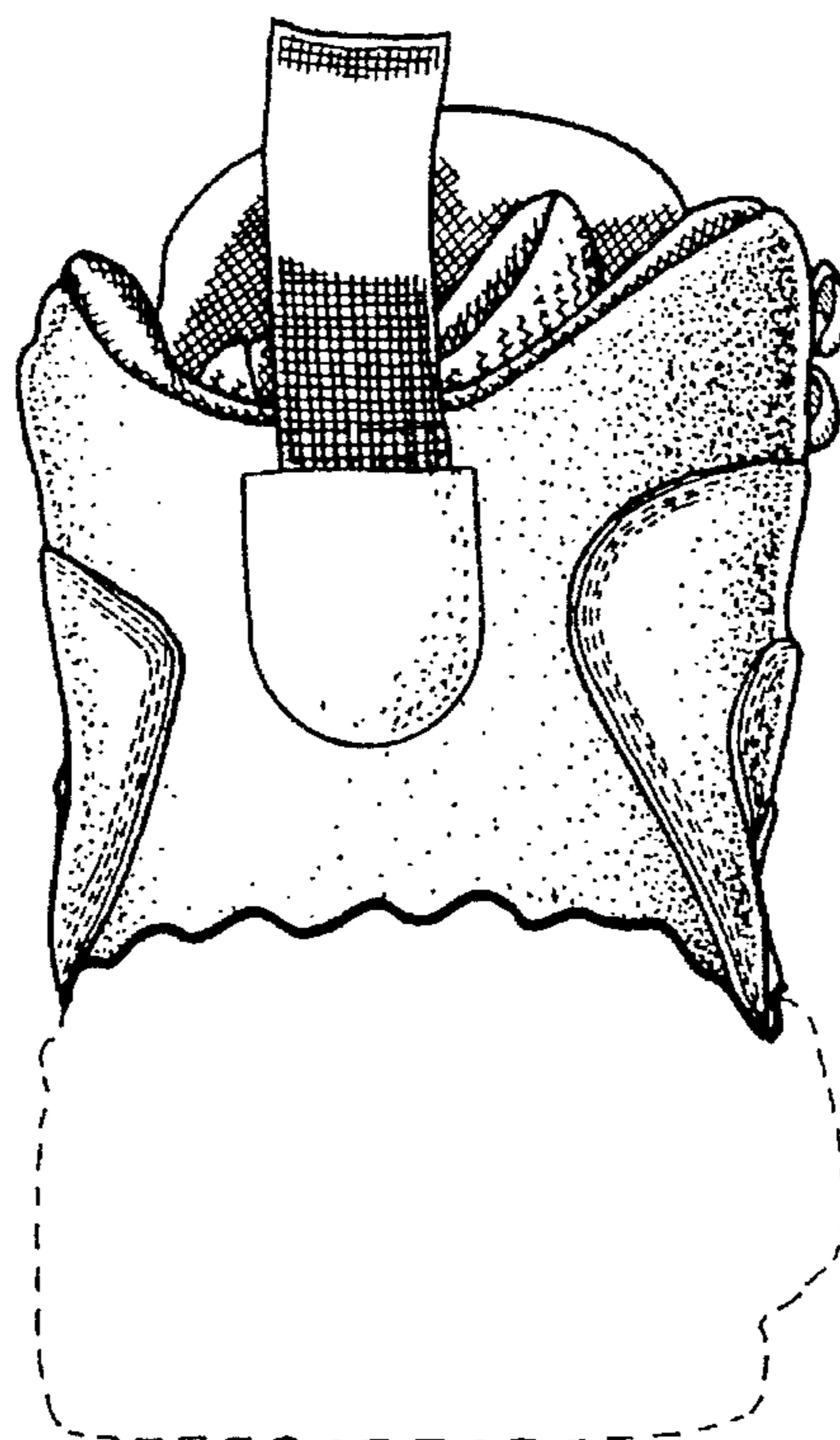


FIG. 4

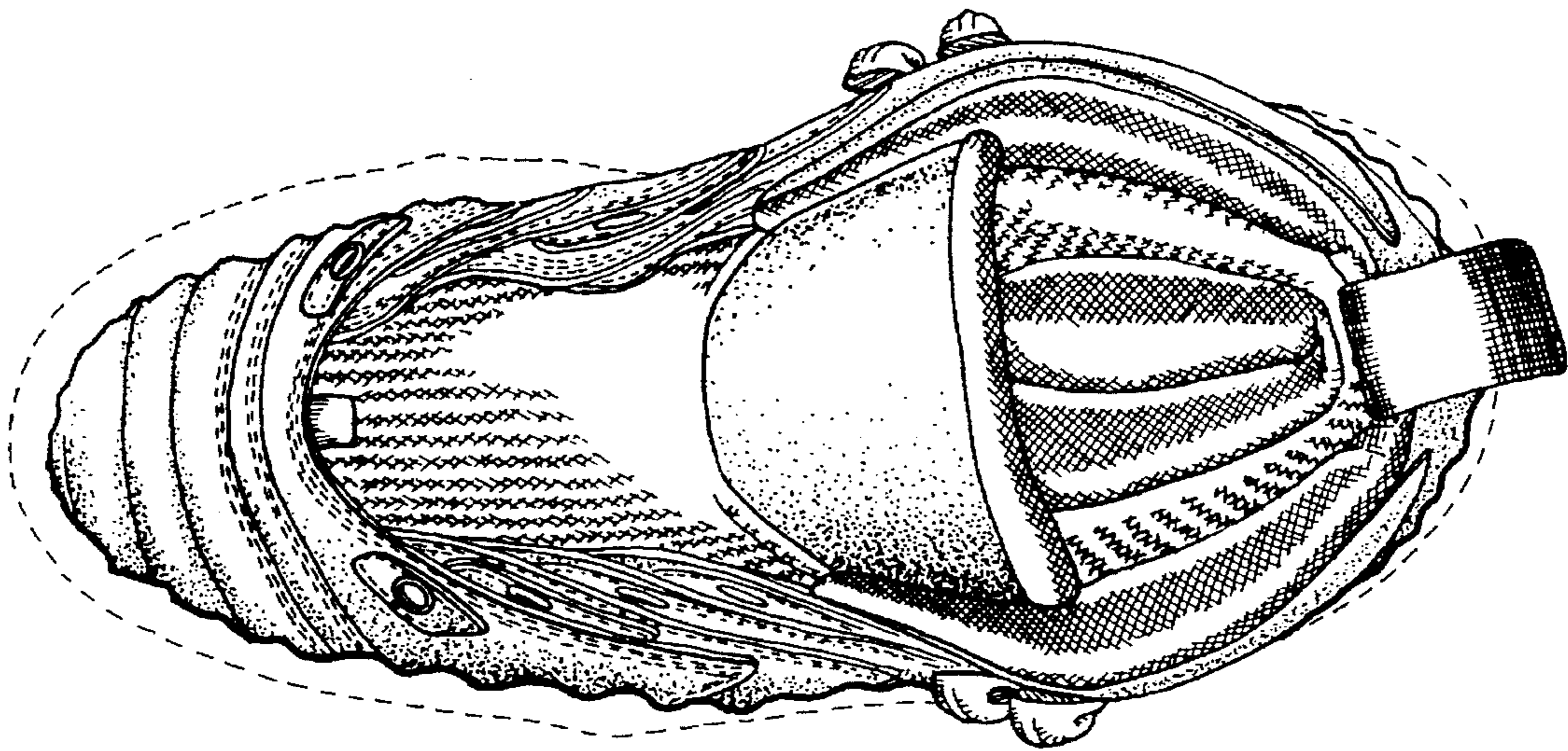


FIG. 5