



US00D365197S

United States Patent [19] Hatfield

[11] Patent Number: **Des. 365,197**
[45] Date of Patent: ****Dec. 19, 1995**

[54] **SHOE UPPER**

[75] Inventor: **Tinker L. Hatfield**, Portland, Oreg.

[73] Assignee: **Nike, Inc.**, Beaverton, Oreg.

[**] Term: **14 Years**

D. 347,938	6/1994	Smith	D2/970
D. 348,561	7/1994	Lozano	D2/969
D. 349,394	8/1994	Hatfield	D2/969
D. 351,275	10/1994	Hatfield et al.	D2/970
D. 355,069	2/1995	Aveni	D2/970
D. 357,794	5/1995	Avar et al.	D2/969
D. 359,387	6/1995	Van Noy	D2/969

[21] Appl. No.: **36,937**

[22] Filed: **Mar. 31, 1995**

[52] **U.S. Cl.** **D2/969**

[58] **Field of Search** D2/896, 902, 907,
D2/910-912, 969, 970; 36/83, 88, 89, 93,
102-104, 108, 109, 114, 116, 45, 50.1

[56] **References Cited**

U.S. PATENT DOCUMENTS

D. 54,215	11/1919	Johnson .	
D. 236,560	9/1975	Senter .	
D. 237,425	11/1975	Askew .	
D. 237,427	11/1975	Thornberry .	
D. 238,984	3/1976	Senter .	
D. 239,342	3/1976	Dassler .	
D. 239,887	5/1976	Senter .	
D. 239,983	5/1976	Senter .	
D. 245,211	8/1977	Krome .	
D. 245,732	9/1977	Askew .	
D. 245,733	9/1977	Askew .	
D. 247,007	1/1978	Krome .	
D. 250,917	1/1979	Wynne .	
D. 261,446	10/1981	Schmohl .	
D. 270,111	8/1983	Migdow .	
D. 270,870	10/1983	Tilles .	
D. 299,081	12/1988	Greenberg .	
D. 331,144	11/1992	Foster .	
D. 344,396	2/1994	Hoeft et al.	D2/970
D. 345,246	3/1994	Greene .	
D. 346,272	4/1994	Cessor	D2/970
D. 346,484	5/1994	Hatfield	D2/970
D. 347,317	5/1994	Avar	D2/970
D. 347,519	6/1994	Worthington	D2/970

OTHER PUBLICATIONS

NIKE Footwear Catalog, Spring 1994, p. 68, published Jun. 1993.
 NIKE Footwear Catalog, Late Spring 1994, p. 20, published Sep. 1993.
 NIKE Footwear Catalog, Fall 1994, p. 56, published Nov. 1993.
 NIKE Footwear Catalog, Fall 1992, p. 60, published Dec. 1991.

Primary Examiner—Doris V. Coles
Attorney, Agent, or Firm—Banner & Allegretti, Ltd.

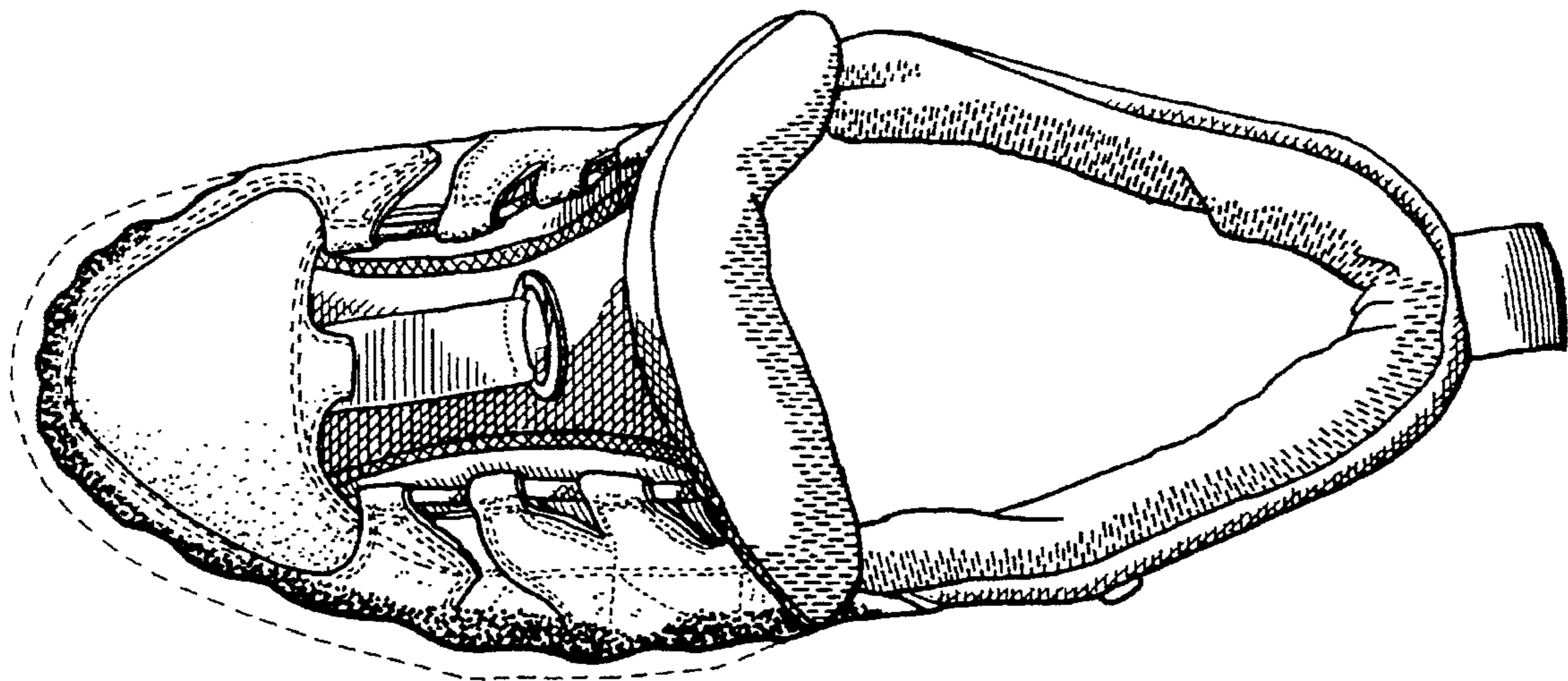
[57] CLAIM

The ornamental design for a shoe upper, as shown and described.

DESCRIPTION

FIG. 1 is a top plan view of a shoe upper showing my new design;
 FIG. 2 is a side elevational view of one side of a shoe upper shown in FIG. 1;
 FIG. 3 is a side elevational view of the other side of the shoe upper shown in FIG. 1;
 FIG. 4 is a front elevational view of the shoe upper shown in FIG. 1; and,
 FIG. 5 is a rear elevational view of the shoe upper shown in FIG. 1.
 The broken line showing of a shoe sole is for illustrative purposes and forms no part of the claimed design.

1 Claim, 3 Drawing Sheets



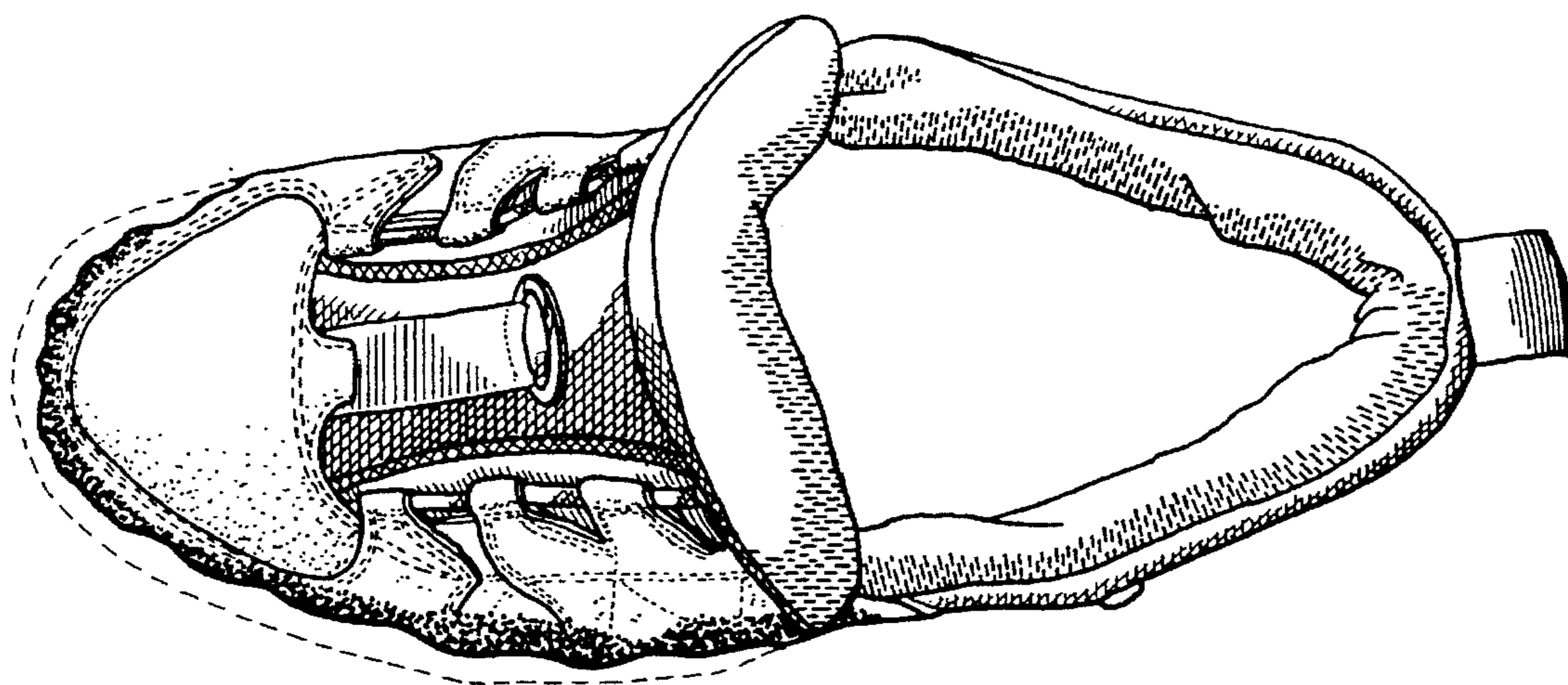


FIG. 1

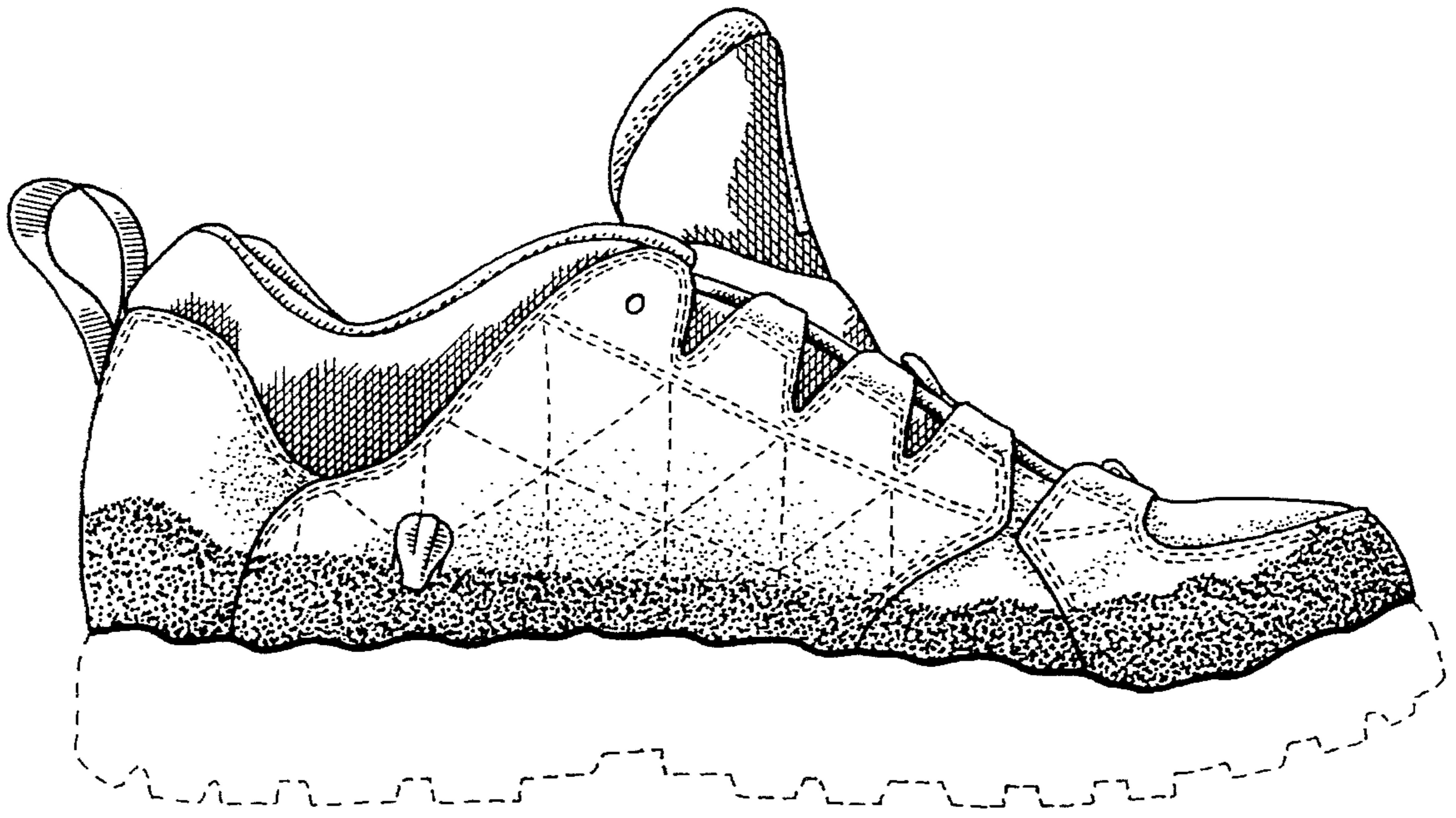


FIG. 2

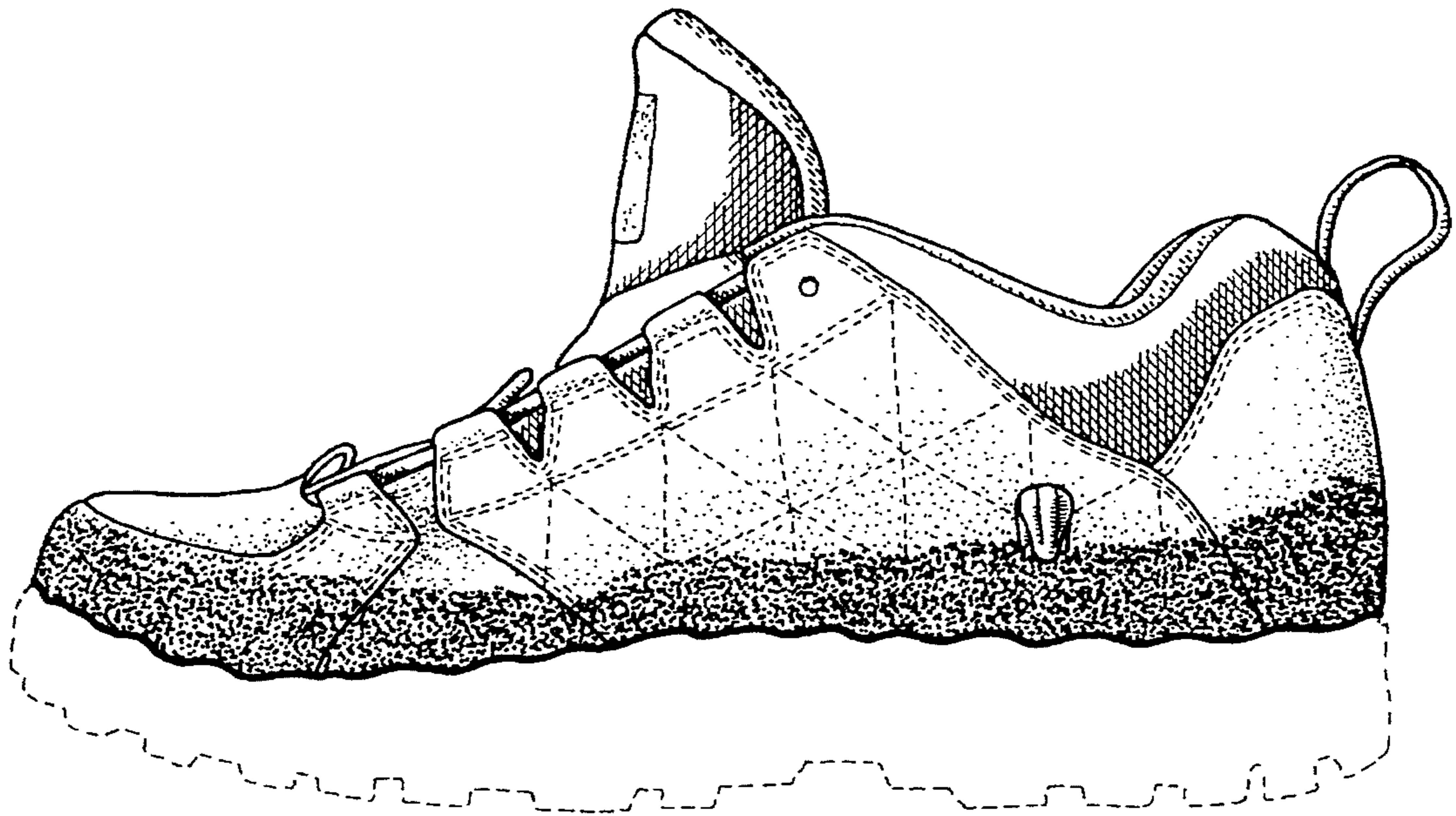


FIG. 3

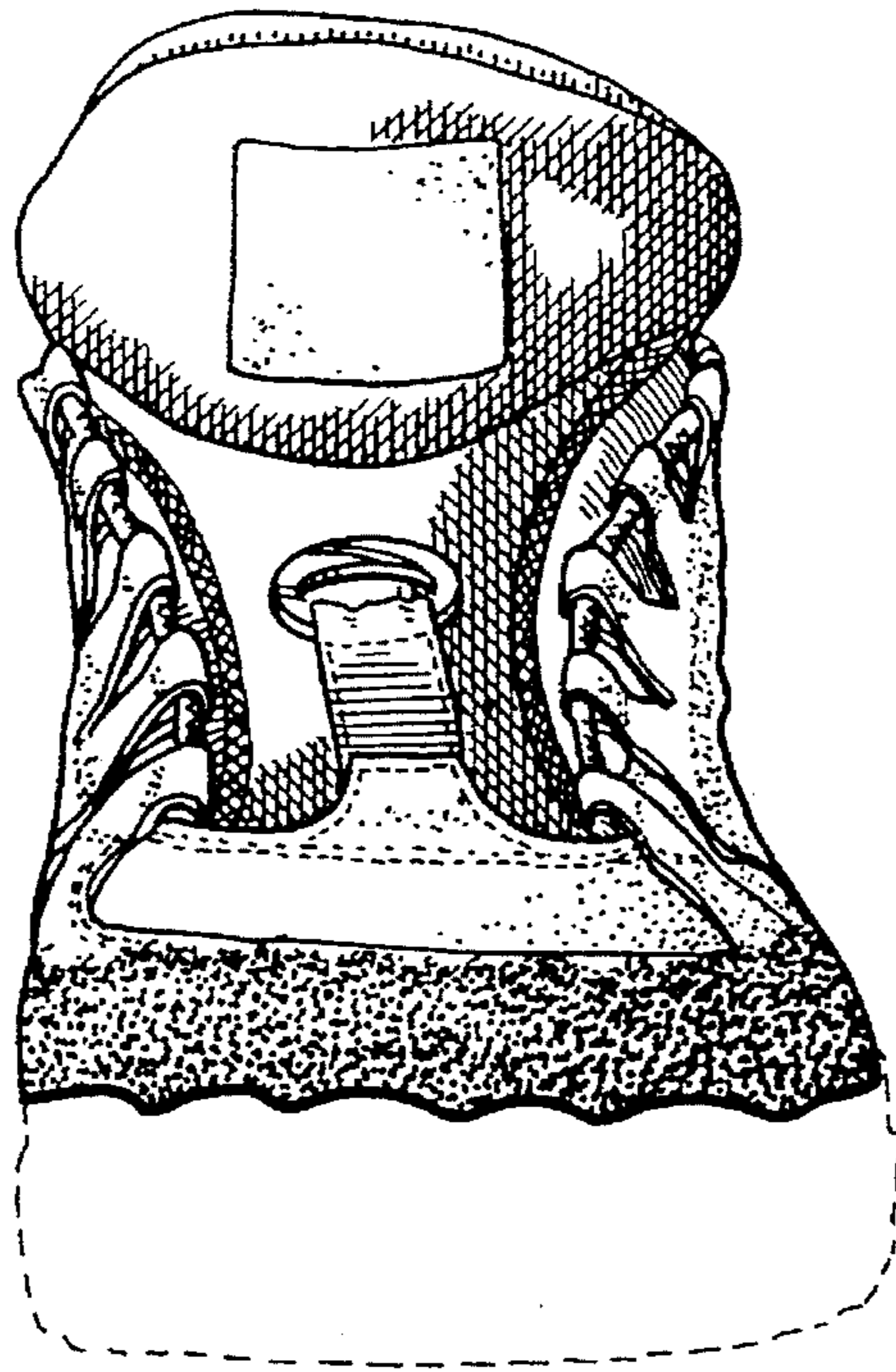


FIG. 4

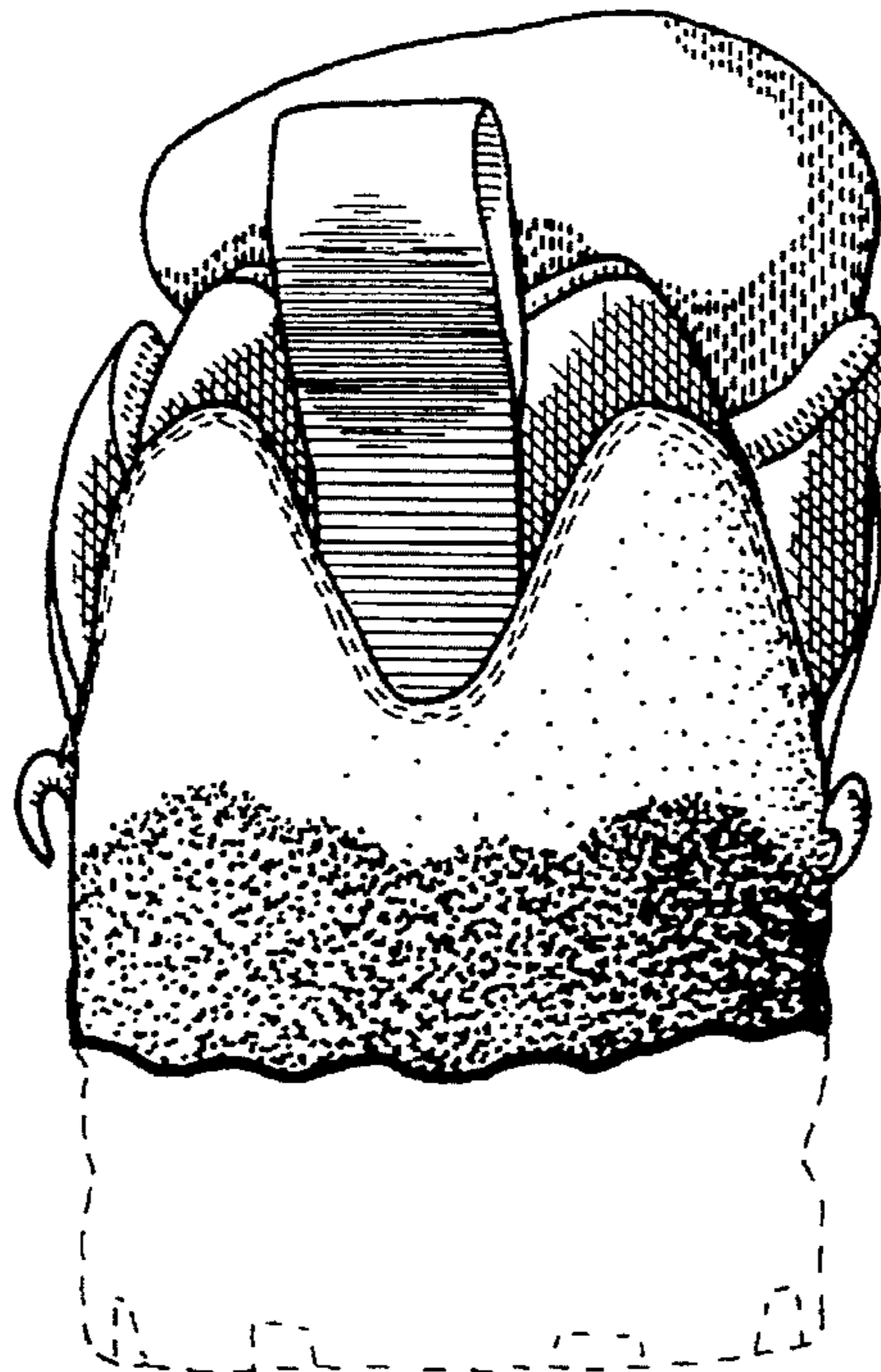


FIG. 5