



US00D365192S

United States Patent [19]

Semaska

[11] Patent Number: **Des. 365,192**

[45] Date of Patent: ****Dec. 19, 1995**

- [54] CAMOUFLAGE BRASSIERE
- [76] Inventor: **Helen D. Semaska**, 5 Mill Rd., Myerstown, Pa. 17067
- [**] Term: **14 Years**
- [21] Appl. No.: **12,791**
- [22] Filed: **Sep. 10, 1993**
- [52] U.S. Cl. **D2/709; D2/706; D2/708; D2/710**
- [58] Field of Search **D2/706, 707, 708, D2/709, 710; 450/39, 58, 66, 70**

- 2,431,829 12/1974 Redares D2/707
- 3,407,819 10/1968 Barnes D2/709

Primary Examiner—Celia Murphy
Attorney, Agent, or Firm—Eckert Seamans Cherin & Mellott

[57] CLAIM

The ornamental design for a camouflage brassiere, as shown and described.

DESCRIPTION

FIG. 1 is a perspective view of the camouflage brassiere, fastened, showing my new design;
 FIG. 2 is a perspective view of the camouflage brassiere, unfastened, showing my new design;
 FIG. 3 is a front elevational view of FIG. 1;
 FIG. 4 is a top plan view of FIG. 1;
 FIG. 5 is a left side elevational view of FIG. 1;
 FIG. 6 is a right side elevational view of FIG. 1;
 FIG. 7 is a rear elevational view of FIG. 1; and,
 FIG. 8 is a bottom plan view of FIG. 1.

[56] **References Cited**
 U.S. PATENT DOCUMENTS

D. 167,497	8/1952	Condé	D2/706
212,184	2/1879	Bryson	D2/706
D. 219,004	10/1970	Ameche	D2/710
D. 235,389	6/1975	Newmar	D2/707
D. 243,722	3/1977	Poirier	D2/710
D. 317,073	5/1991	Moyer	D2/706

1 Claim, 2 Drawing Sheets



Fig. 1.




Fig. 2.

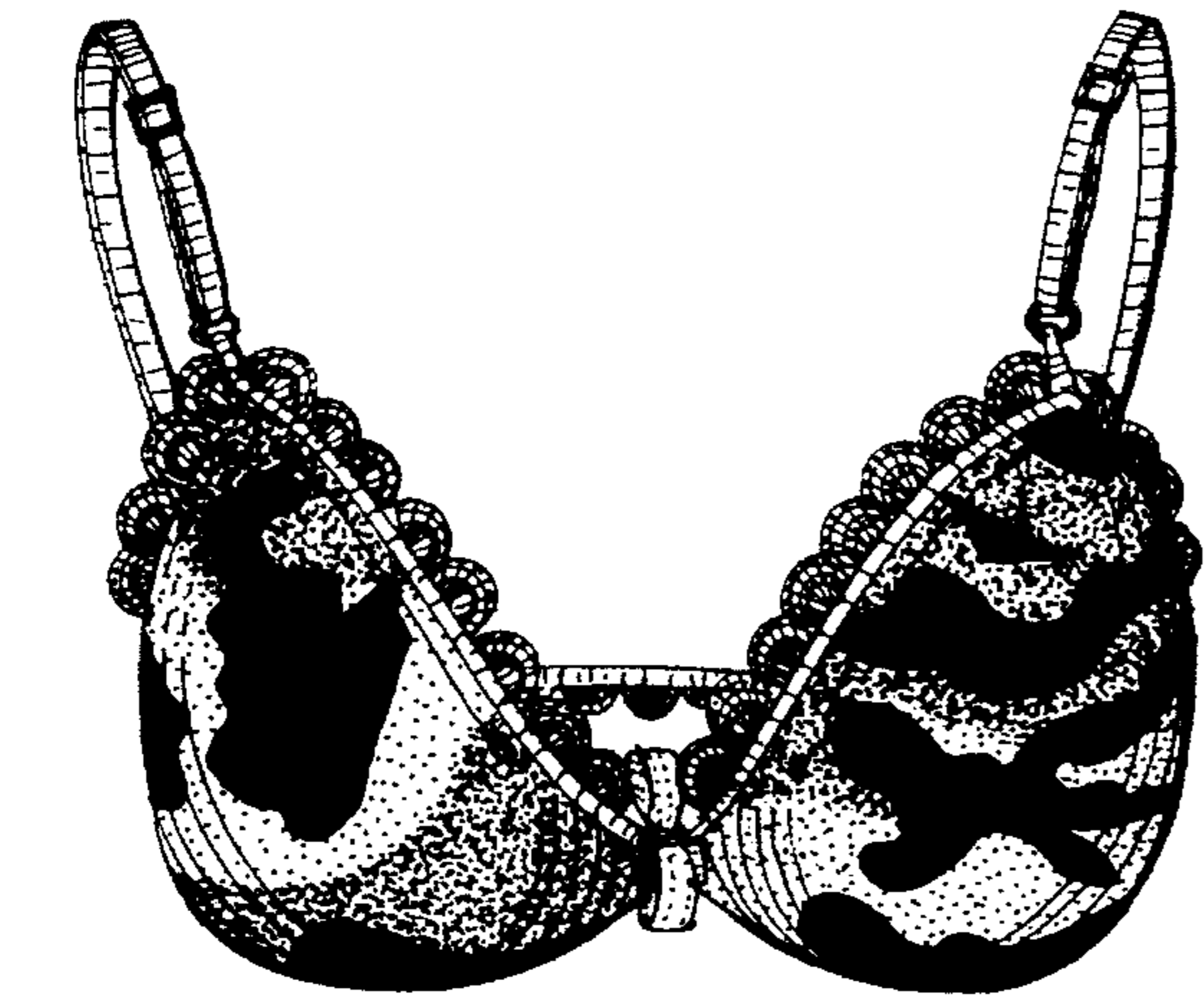


Fig. 3.

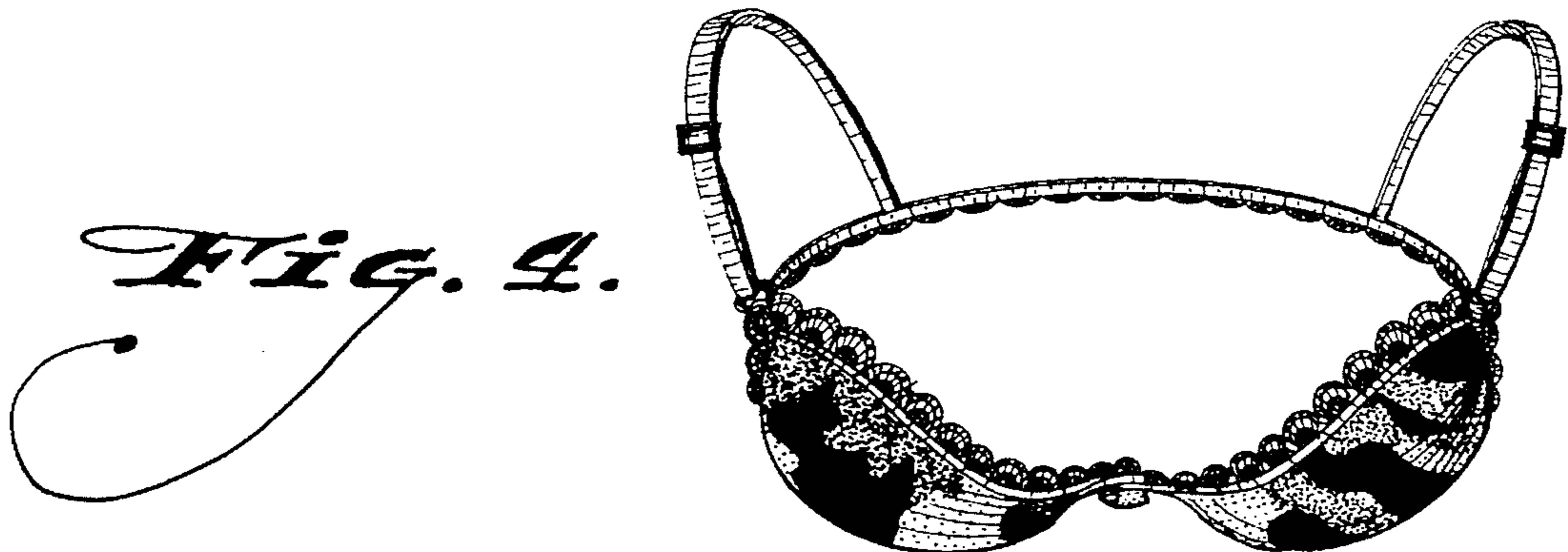


Fig. 4.

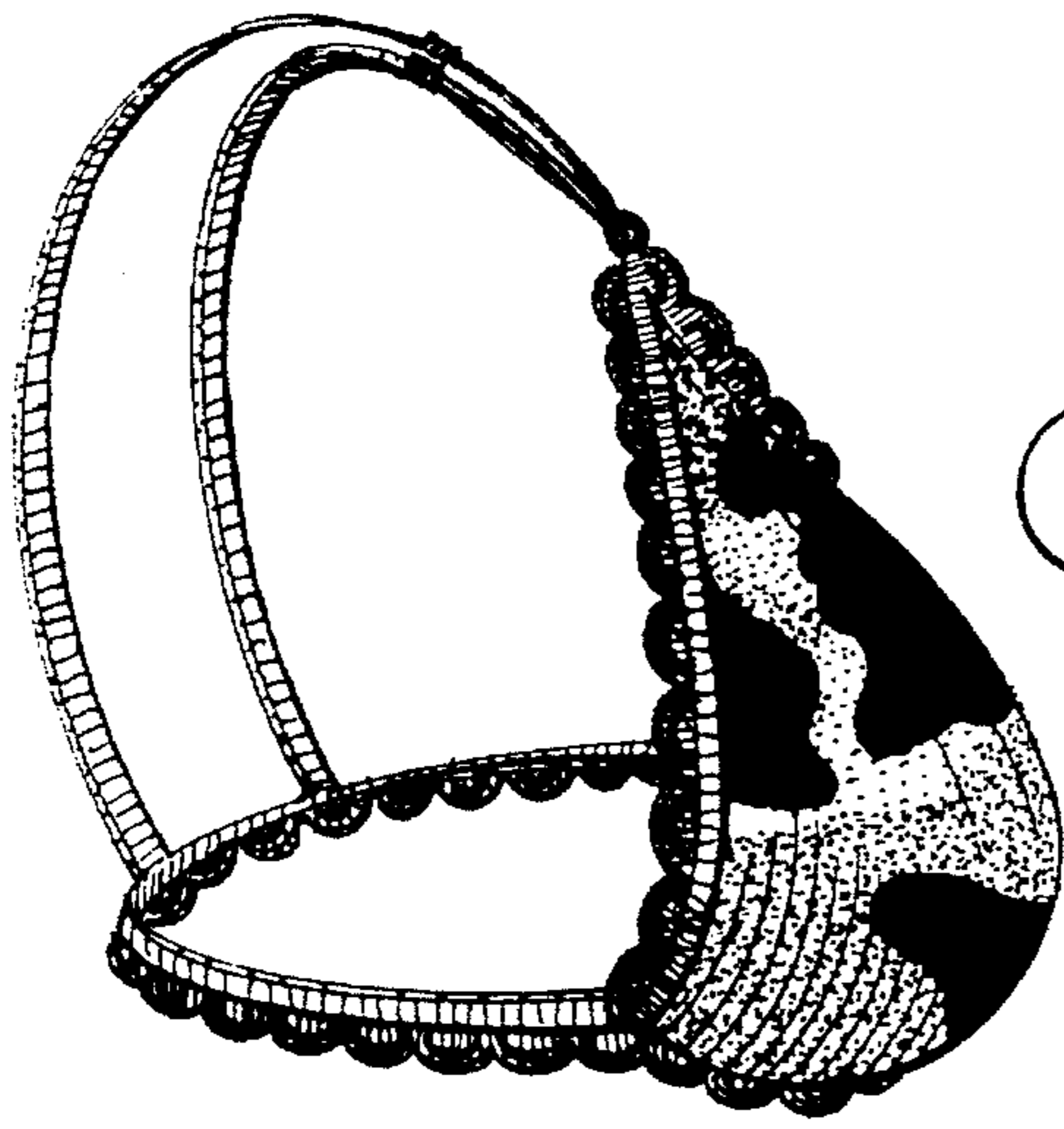


Fig. 5.

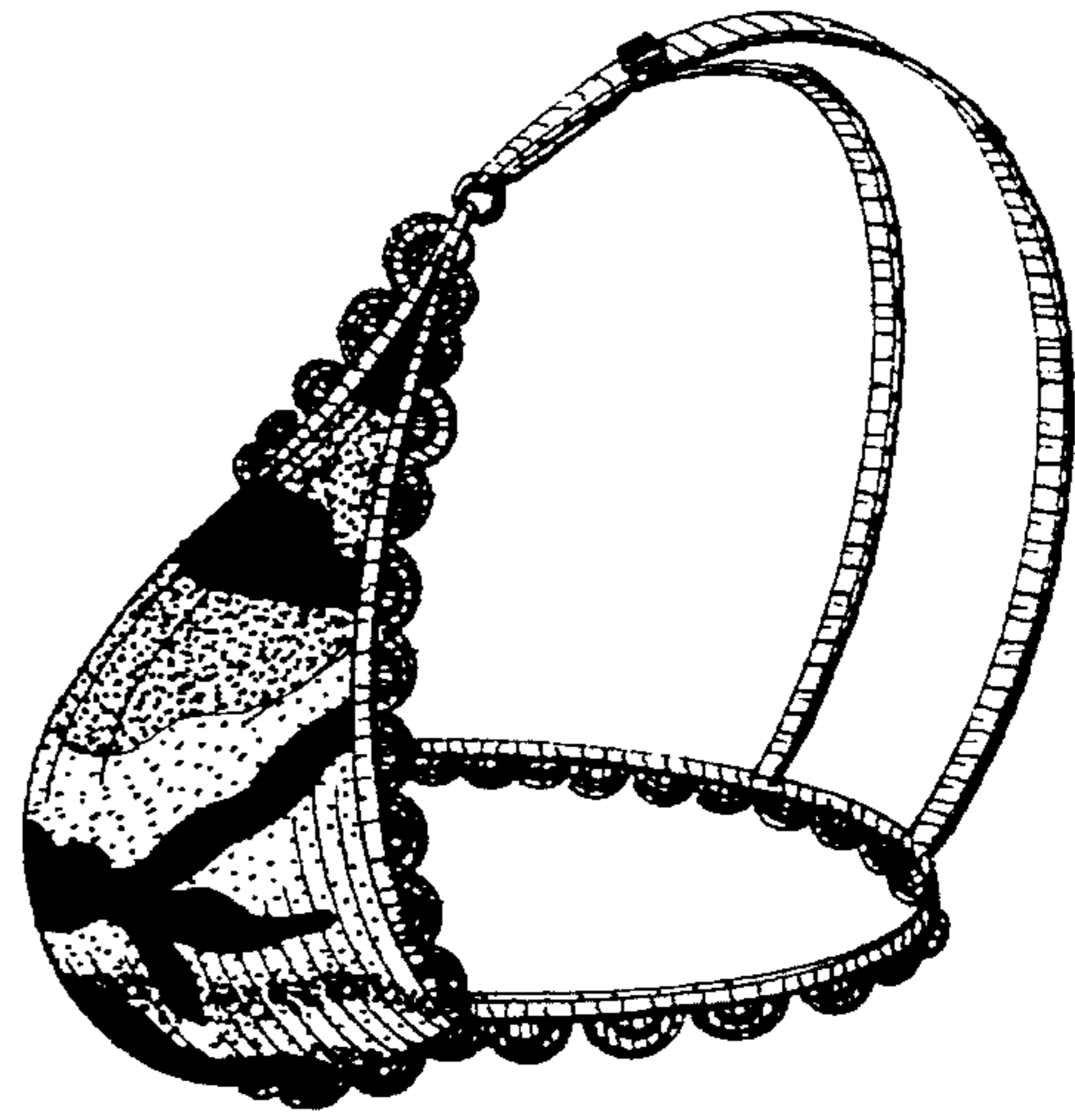


Fig. 6.



Fig. 7.

Fig. 8.

