



US00D365191S

United States Patent [19]

Bradfield et al.

[11] Patent Number: **Des. 365,191**

[45] Date of Patent: ****Dec. 19, 1995**

[54] **INFUSION PACKAGE**

2,137,243 11/1938 Heyman 426/78
5,082,676 1/1992 Love et al. 426/77 X

[75] Inventors: **Richard D. Bradfield**, North Fetcham;
Graham A. Dick, Selsdon, both of
United Kingdom

Primary Examiner—A. Hugo Word
Assistant Examiner—Pamela Burgess
Attorney, Agent, or Firm—James J. Farrell

[73] Assignee: **Thomas J. Lipton, Co., Division of
Conopco, Inc.**, Englewood Cliffs, N.J.

[**] Term: **14 Years**

[57] **CLAIM**

The ornamental design for an infusion package, as shown
and described.

[21] Appl. No.: **22,354**

[22] Filed: **May 4, 1994**

DESCRIPTION

[30] **Foreign Application Priority Data**

Nov. 5, 1993 [GB] United Kingdom 2035016

[52] **U.S. Cl.** **D1/199; 206/5**

[58] **Field of Search** **D1/199; D9/415;**
206/461, 463, 471, 441, 363, 5, 6, 7; 426/77-84;
D28/82

FIG. 1 is a top perspective view of an infusion package
showing our new design;

FIG. 2 is a bottom plan view thereof;

FIG. 3 is a front elevational view thereof, the undisclosed
rear being a mirror image; and,

FIG. 4 is a side elevational view thereof, the undisclosed
side being a mirror image.

[56] **References Cited**

U.S. PATENT DOCUMENTS

1,075,210 10/1913 Heyl et al. 426/78 X

1 Claim, 1 Drawing Sheet

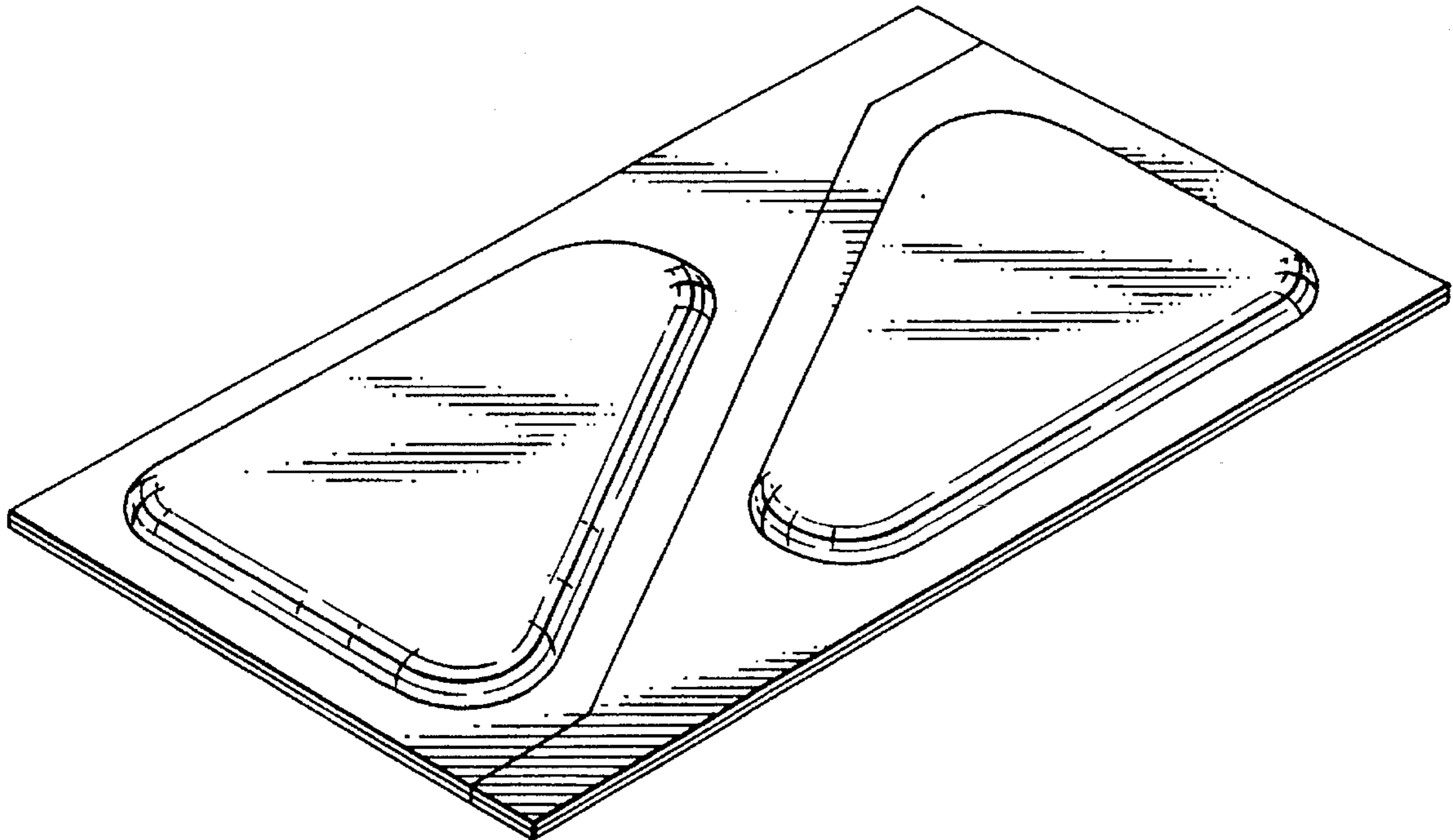


Fig.1

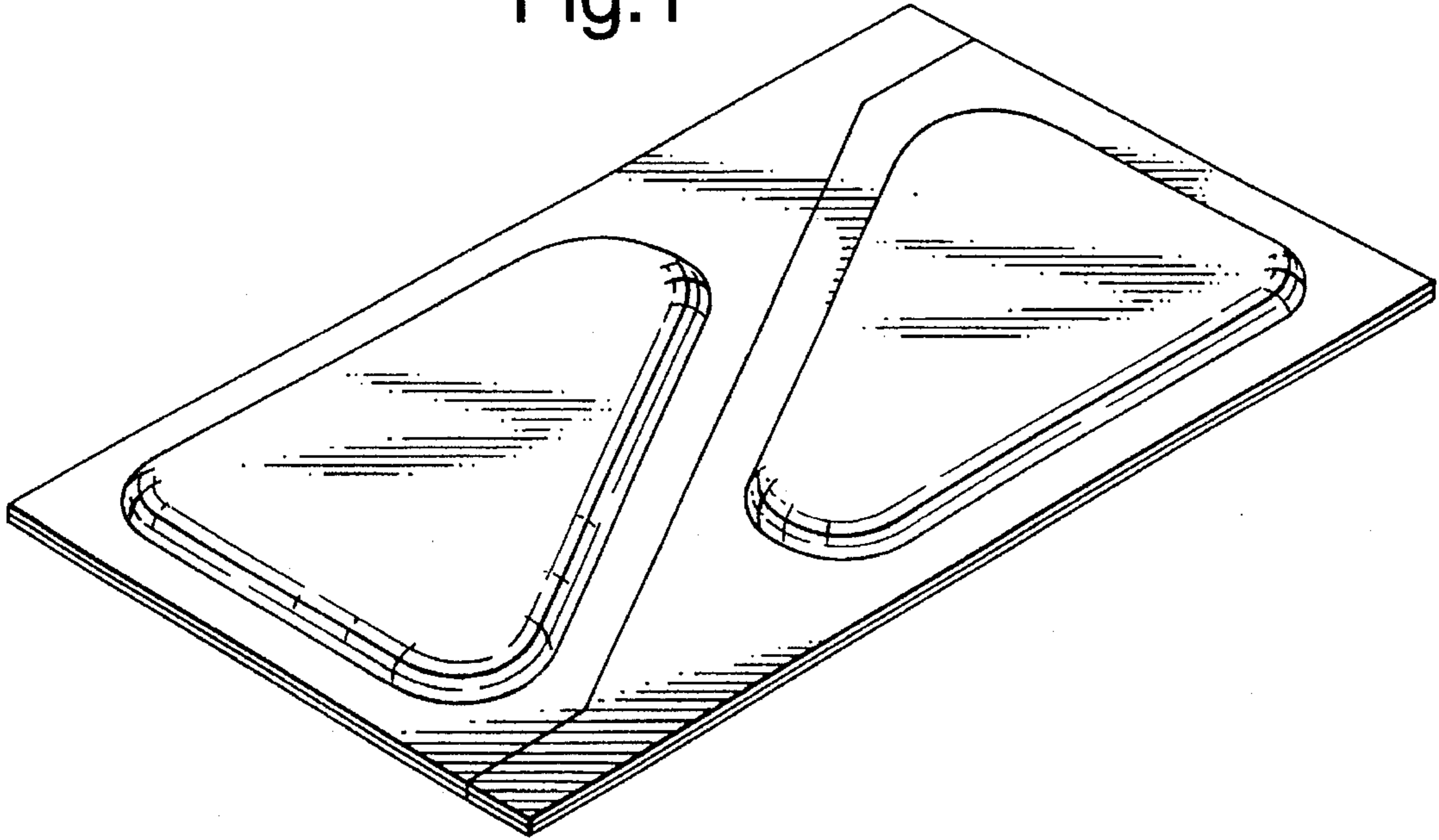


Fig.2

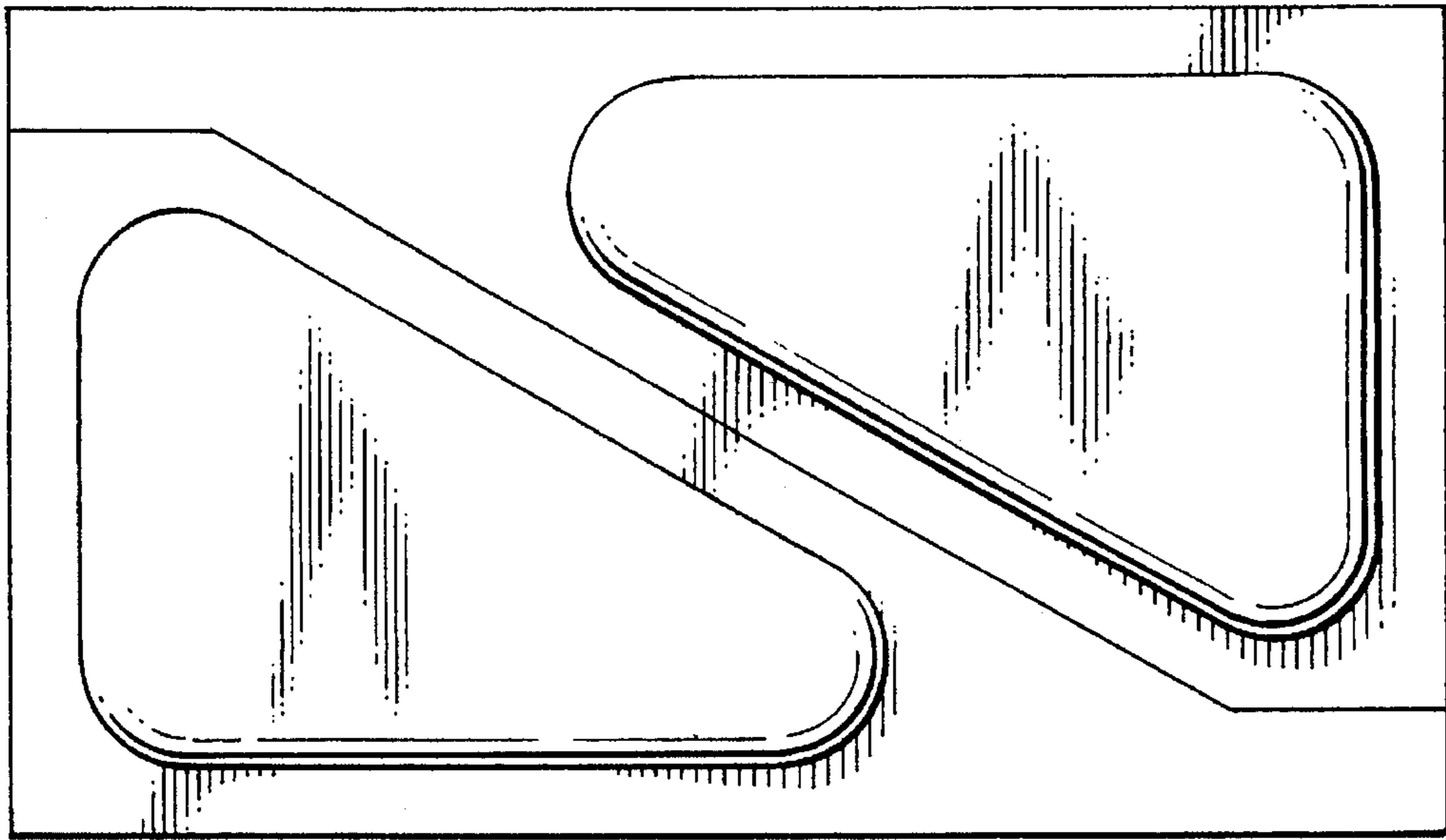


Fig.3




Fig.4

