



US00D365179S

United States Patent [19]
Bradd

[11] **Patent Number: Des. 365,179**
[45] **Date of Patent: **Dec. 12, 1995**

[54] **FLOOR CLEANER HANDLE**
[75] Inventor: **Sidney H. Bradd**, Solon, Ohio
[73] Assignee: **The Hoover Company**, North Canton, Ohio
[**] Term: **14 Years**

D. 288,016 1/1987 Watkins et al. D32/22
D. 306,087 2/1990 Woodhall et al. D32/22
D. 343,707 1/1994 Dyson D32/22
D. 345,830 4/1994 Furcron et al. D32/22
D. 346,053 4/1994 Hoshino D32/22
D. 346,247 4/1994 Furcron et al. D32/22
D. 346,467 4/1994 Furcron et al. D32/22
4,559,665 12/1985 Fitzwater 15/339

[21] Appl. No.: **17,584**
[22] Filed: **Jan. 14, 1994**

OTHER PUBLICATIONS

“Home Furnishings Daily” Feb. 4, 1959 p. 22.
Shetland Floor & Rug Care Appliances Advertisement of
May 1, 1962.

Related U.S. Application Data

Primary Examiner—Ruth McInroy

[63] Continuation-in-part of Ser. No. 5,972, Feb. 5, 1993.
[52] **U.S. Cl.** **D32/31; D32/34**
[58] **Field of Search** D32/21, 22, 31-34;
15/323-326, 331-337, 347, 350-351, 361,
377, 412, 413, 415.1

[57] **CLAIM**

The ornamental design for a floor cleaner handle, as shown
and described.

[56] **References Cited**

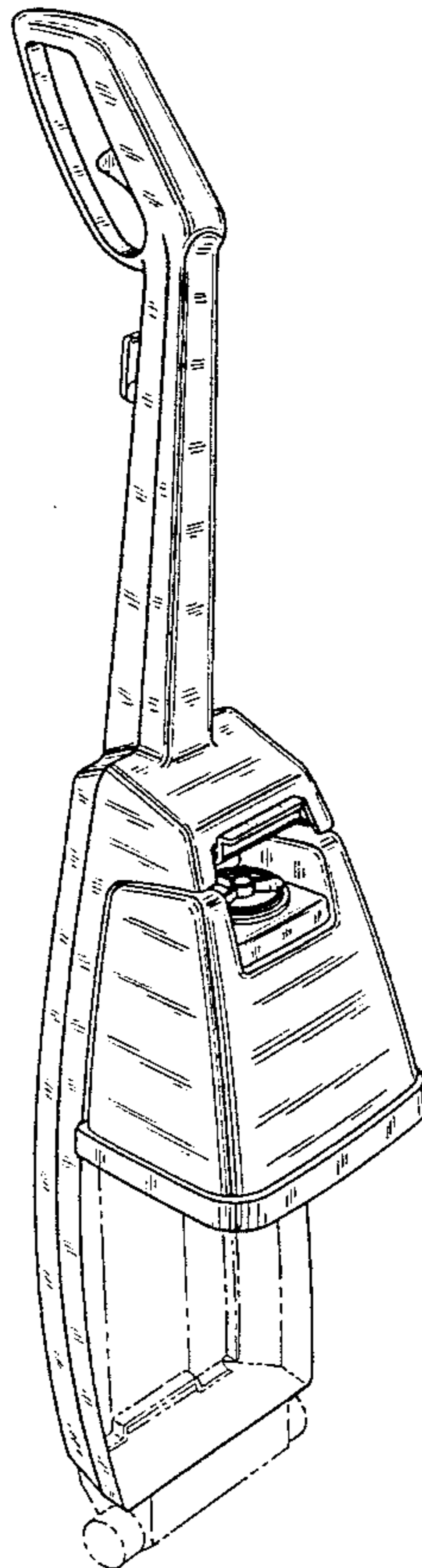
DESCRIPTION

U.S. PATENT DOCUMENTS

FIG. 1 is a top, front and left side perspective view of a floor
cleaner handle showing my new design;
FIG. 2 is a left side elevational view thereof, the left side
being a mirror image;
FIG. 3 is a front elevational view thereof;
FIG. 4 is a rear elevational view thereof;
FIG. 5 is a top plan view thereof; and,
FIG. 6 is a bottom plan view thereof.

D. 190,626 6/1961 Musichuk D9/2
D. 202,611 10/1965 Gantz D9/2
D. 211,109 5/1968 Gantz D37/4
D. 211,893 8/1968 Gantz D32/30
D. 213,059 12/1968 Rogers D32/30
D. 214,811 7/1969 Gaudry D15/7
D. 286,334 10/1986 Strohmeyer D32/22
D. 286,335 10/1986 Strohmeyer D32/22
D. 287,894 1/1987 Watkins et al. D32/22

1 Claim, 5 Drawing Sheets



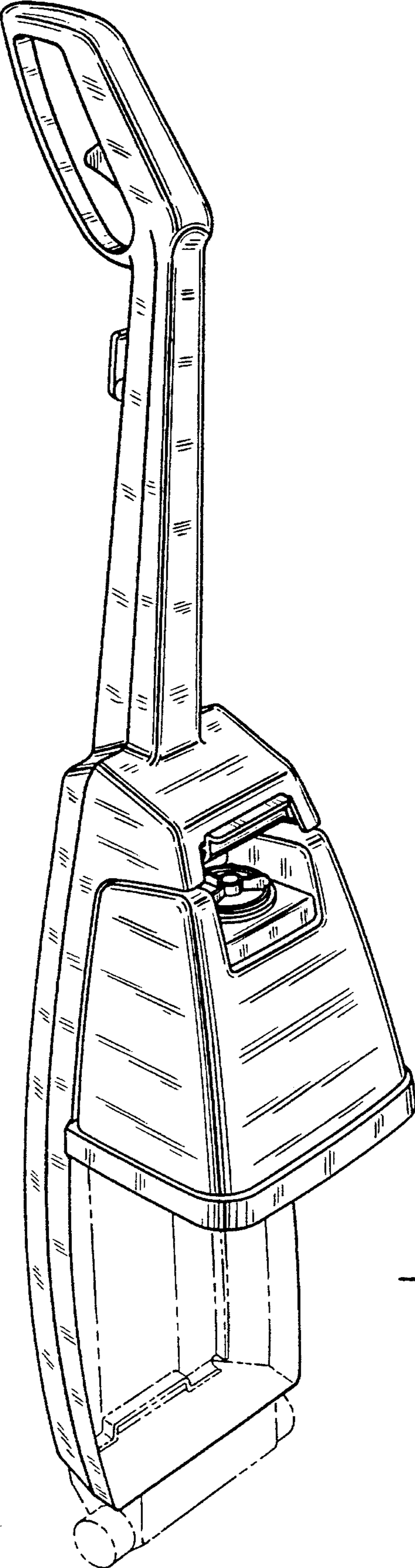



FIG. 1



—FIG. 2

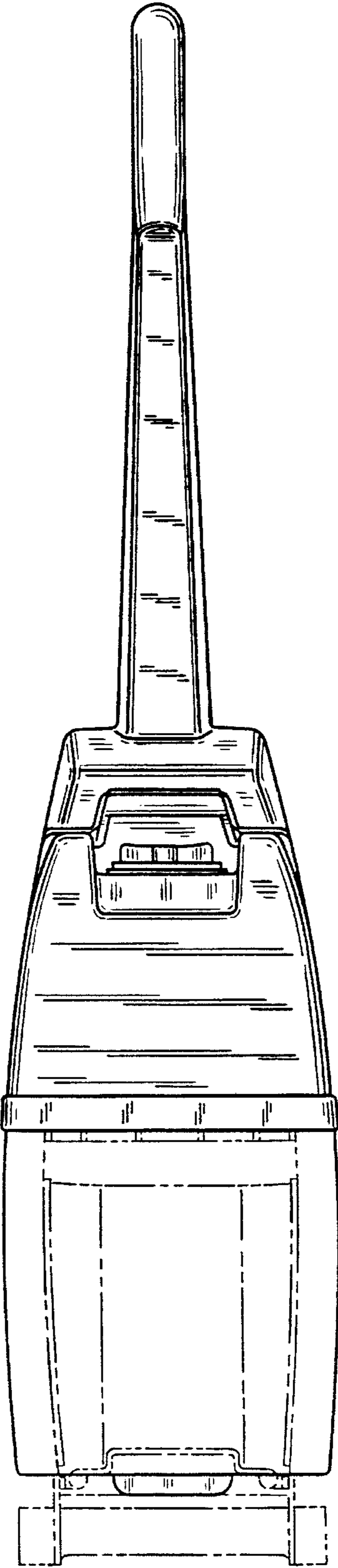
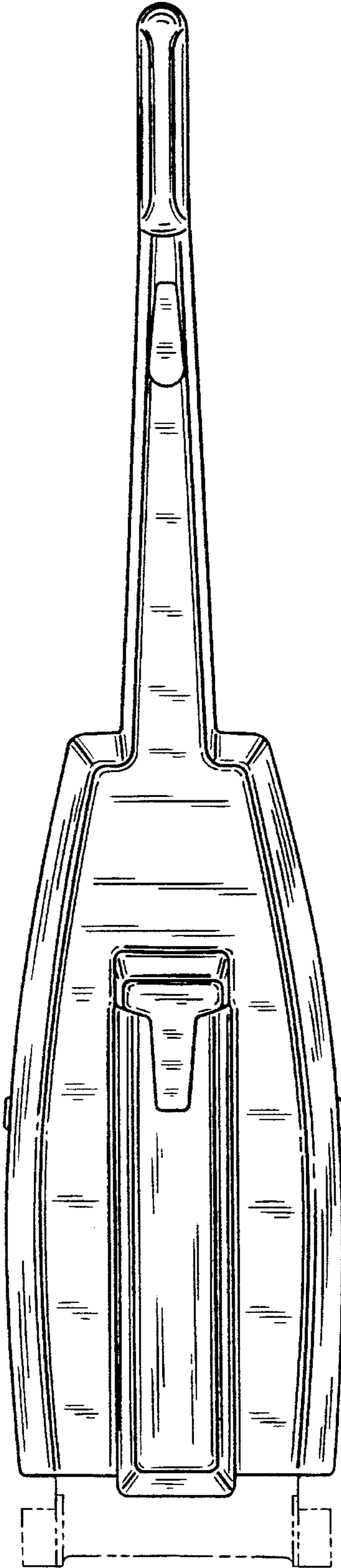



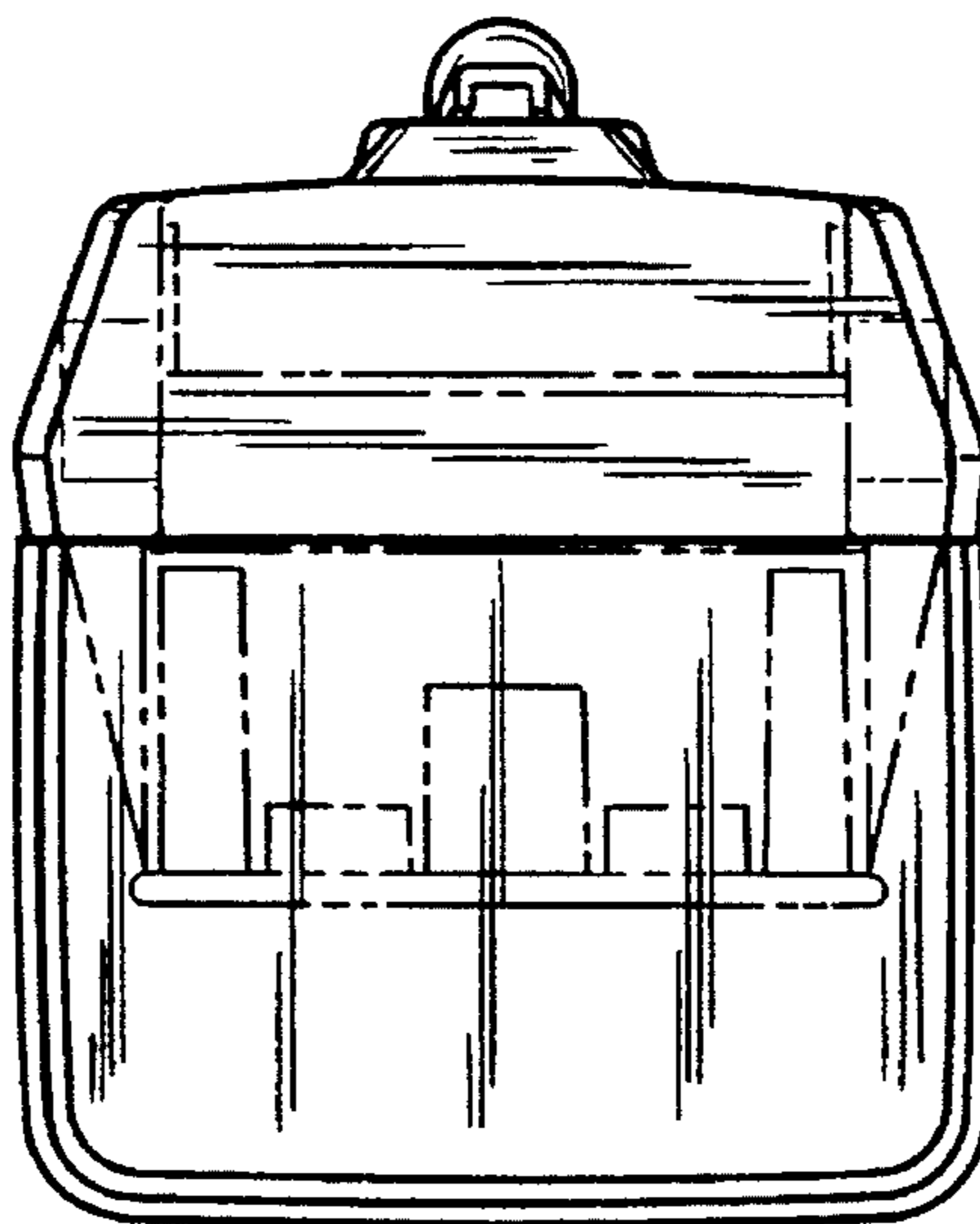
FIG. 3



—FIG. 4



—FIG. 5



—FIG. 6

UNITED STATES PATENT AND TRADEMARK OFFICE
CERTIFICATE OF CORRECTION

PATENT NO. : DES. 365,179
DATED : December 12, 1995
INVENTOR(S) : Sidney H. Bradd

Page 1 of 3

It is certified that error appears in the above-identified patent and that said Letters Patent is hereby corrected as shown below:

The title page, showing the illustrative figure, should be deleted and substitute therefor the attached title page.

The drawing sheets, consisting of Figs. 1 and 3, should be deleted to be replaced with Figs. 1 and 3, as shown on the attached page.

Signed and Sealed this
Sixth Day of August, 1996



BRUCE LEHMAN

Commissioner of Patents and Trademarks

Attest:

Attesting Officer

UNITED STATES PATENT AND TRADEMARK OFFICE
CERTIFICATE OF CORRECTION

PATENT NO. : DES. 365,179

Page 2 of 3

DATED : December 12, 1995

INVENTOR(S) : Sidney H. Bradd

It is certified that error appears in the above-identified patent and that said Letters Patent is hereby corrected as shown below:

Figures 1 and 3 should appear as follows:




FIG. 1

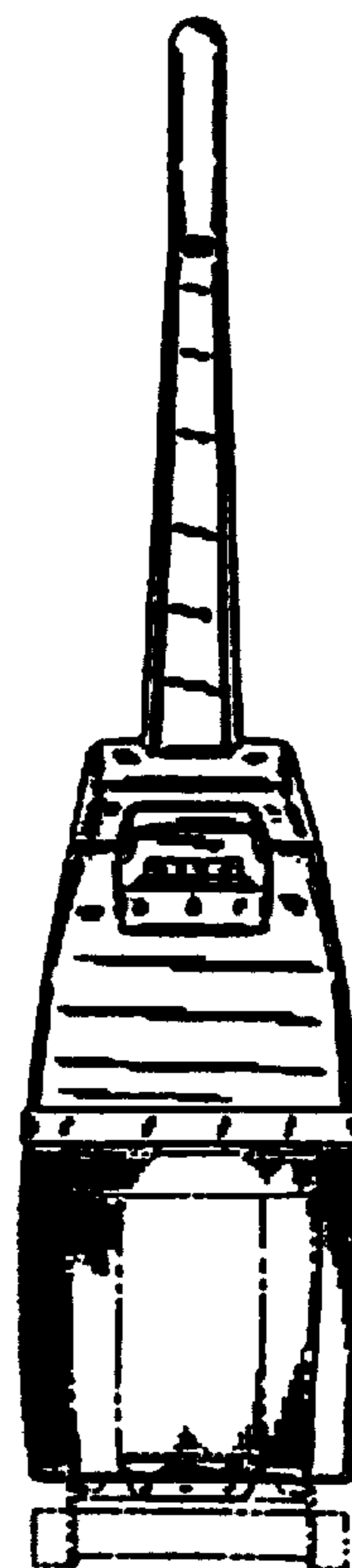


FIG. 3

United States Patent [19]

[11] Patent Number: **Des. 365,179**

Bradd

[45] Date of Patent: ****Dec. 12, 1995**

[54] **FLOOR CLEANER HANDLE**

[75] Inventor: **Sidney H. Bradd, Solon, Ohio**

[73] Assignee: **The Hoover Company, North Canton, Ohio**

[**] Term: **14 Years**

[21] Appl. No.: **17,584**

[22] Filed: **Jan. 14, 1994**

Related U.S. Application Data

[63] Continuation-in-part of Ser. No. 5,972, Feb. 5, 1993.

[52] U.S. Cl. **D32/31; D32/34**

[58] Field of Search **D32/21, 22, 31-34; 15/323-326, 331-337, 347, 350-351, 361, 377, 412, 413, 415.1**

[56] **References Cited**

U.S. PATENT DOCUMENTS

D. 190,626	6/1961	Musichuk	D9/2
D. 202,611	10/1965	Gantz	D9/2
D. 211,109	5/1968	Gantz	D37/4
D. 211,893	8/1968	Gantz	D32/30
D. 213,059	12/1968	Rogers	D32/30
D. 214,811	7/1969	Gaudry	D15/7
D. 286,334	10/1986	Strohmeier	D32/22
D. 286,335	10/1986	Strohmeier	D32/22
D. 287,894	1/1987	Watkins et al.	D32/22

D. 288,016	1/1987	Watkins et al.	D32/22
D. 306,087	2/1990	Woodhall et al.	D32/22
D. 343,707	1/1994	Dyson	D32/22
D. 345,830	4/1994	Furcron et al.	D32/22
D. 346,053	4/1994	Hoshino	D32/22
D. 346,247	4/1994	Furcron et al.	D32/22
D. 346,467	4/1994	Furcron et al.	D32/22
4,559,665	12/1985	Fitzwater	15/339

OTHER PUBLICATIONS

"Home Furnishings Daily" Feb. 4, 1959 p. 22.
Shetland Floor & Rug Care Appliances Advertisement of May 1, 1962.

Primary Examiner—Ruth McInroy

[57] **CLAIM**

The ornamental design for a floor cleaner handle, as shown and described.

DESCRIPTION

FIG. 1 is a top, front and left side perspective view of a floor cleaner handle showing my new design;
FIG. 2 is a left side elevational view thereof, the left side being a mirror image;
FIG. 3 is a front elevational view thereof;
FIG. 4 is a rear elevational view thereof;
FIG. 5 is a top plan view thereof; and,
FIG. 6 is a bottom plan view thereof.

1 Claim, 5 Drawing Sheets

