



US00D365169S

United States Patent [19] Fillipp

[11] Patent Number: **Des. 365,169**

[45] Date of Patent: ****Dec. 12, 1995**

[54] **LIGHT SUPPORT STAKE**

[75] Inventor: **Stephen L. Fillipp**, Lubbock, Tex.

[73] Assignee: **Gary Products Group, Inc.**, Lubbock, Tex.

[**] Term: **14 Years**

[21] Appl. No.: **22,759**

[22] Filed: **May 11, 1994**

[52] U.S. Cl. **D26/138**; D21/255

[58] Field of Search D26/138; 248/156,
248/159, 530; 362/302, 431, 145, 226;
D21/255; D8/1, 356; D29/154; D25/127,
133, 131

[56] **References Cited**

U.S. PATENT DOCUMENTS

D. 218,582	9/1970	Kiester	D21/255
D. 282,104	1/1986	Taylor	D25/131
D. 285,409	9/1986	Lemkin et al.	D8/1 X
D. 325,870	5/1992	Niles	D8/1 X
D. 333,526	2/1993	Taylor	D25/131
D. 339,508	9/1993	Zeman	D8/1
D. 340,626	10/1993	Zeman	D8/1
D. 341,755	11/1993	Zeman	D8/1

2,117,757	5/1938	Douglas	313/318.01
3,866,034	2/1975	Russo	362/152
4,104,711	8/1978	Carter	362/153
4,774,648	9/1988	Kakuk et al.	362/302
4,996,636	2/1991	Lovett	362/431
5,036,447	7/1991	Taylor	362/431
5,086,379	2/1992	Denison et al.	362/145
5,178,454	1/1992	Lai	362/431
5,280,417	1/1994	Hall	362/226

Primary Examiner—A. Hugo Word
Assistant Examiner—Holly Baynham
Attorney, Agent, or Firm—Ross, Clapp, Korn & Montgomery

[57] **CLAIM**

The ornamental design for a light support stake, as shown and described.

DESCRIPTION

FIG. 1 is a top plan view of the light support stake showing my new design;
FIG. 2 is a left side elevation view thereof;
FIG. 3 is a front elevation view thereof;
FIG. 4 is a right side elevation view thereof;
FIG. 5 is a rear elevation view thereof; and,
FIG. 6 is a bottom plan view thereof.

1 Claim, 1 Drawing Sheet

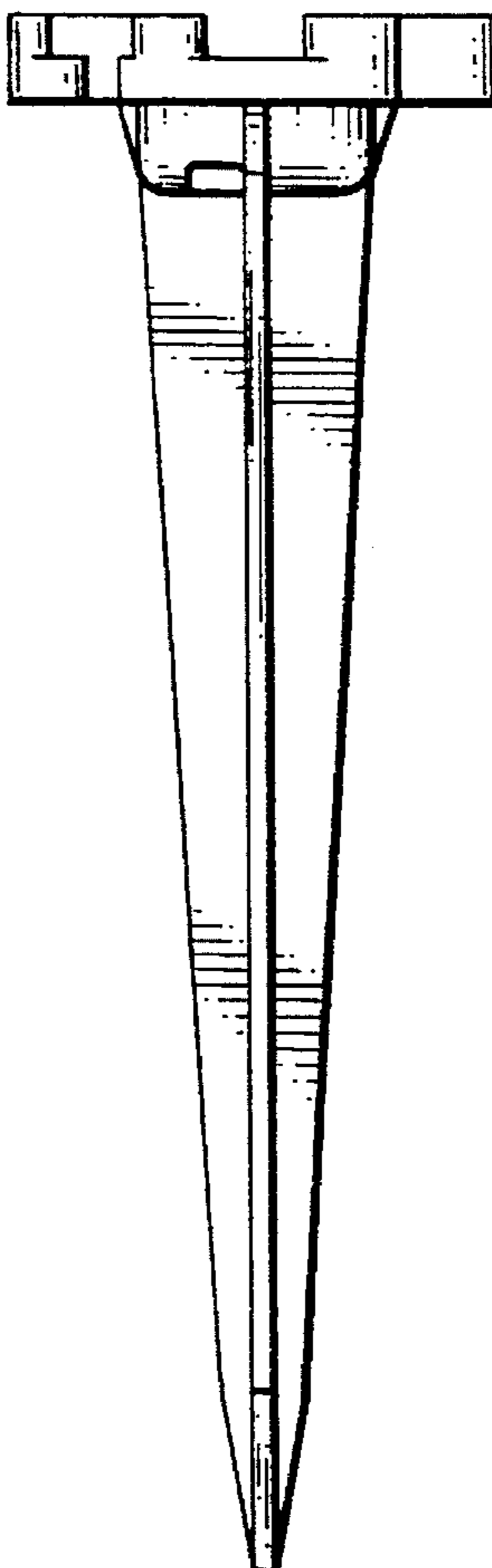
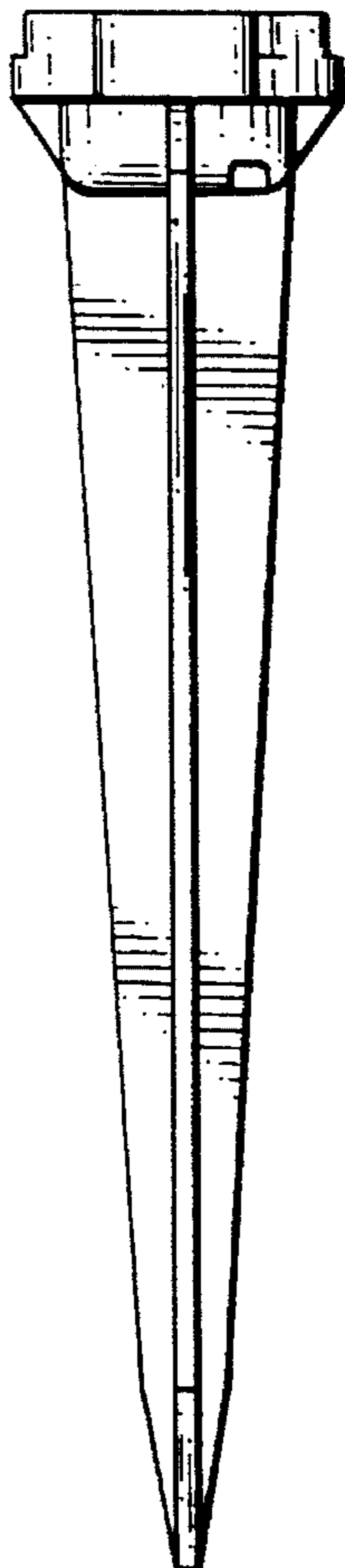


FIG. 1

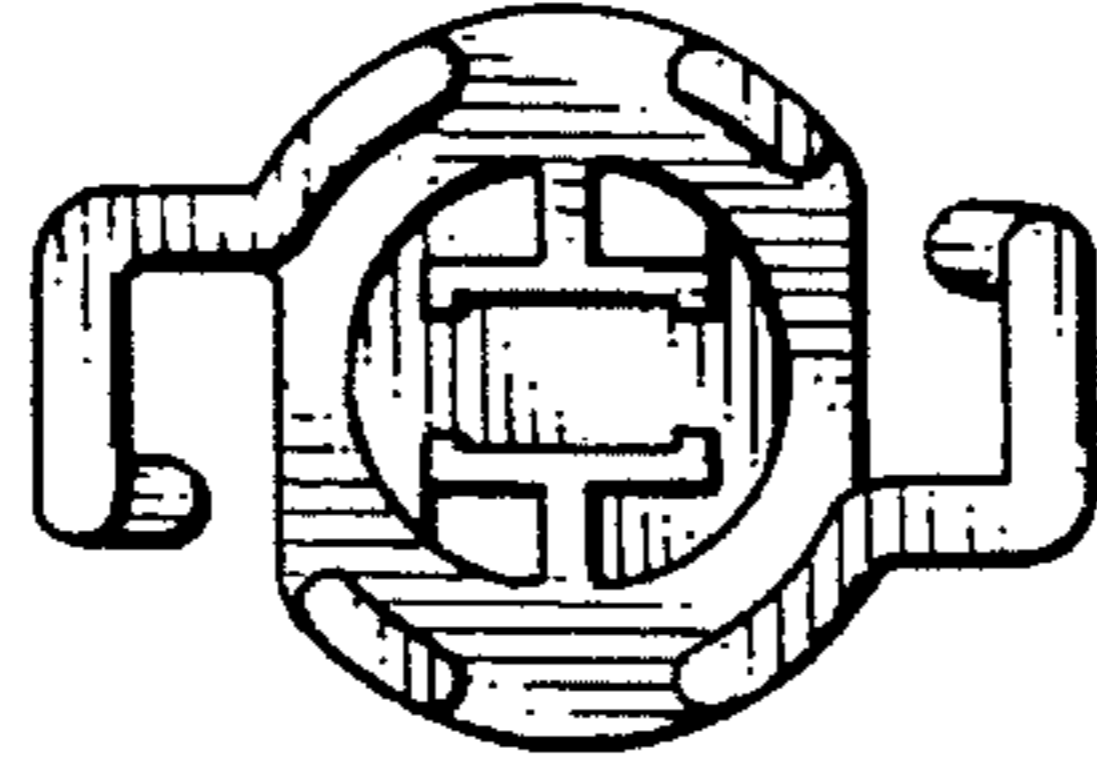


FIG. 2

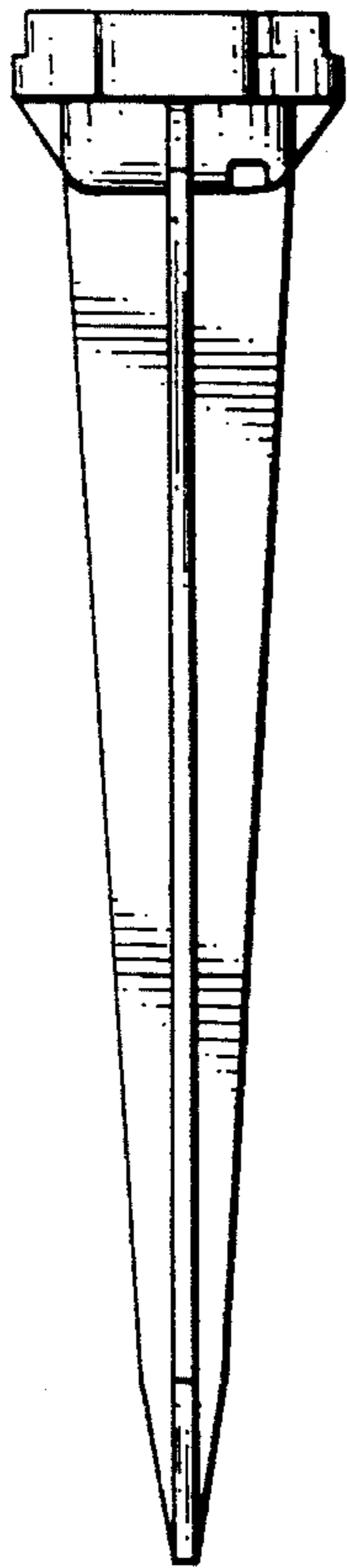


FIG. 3

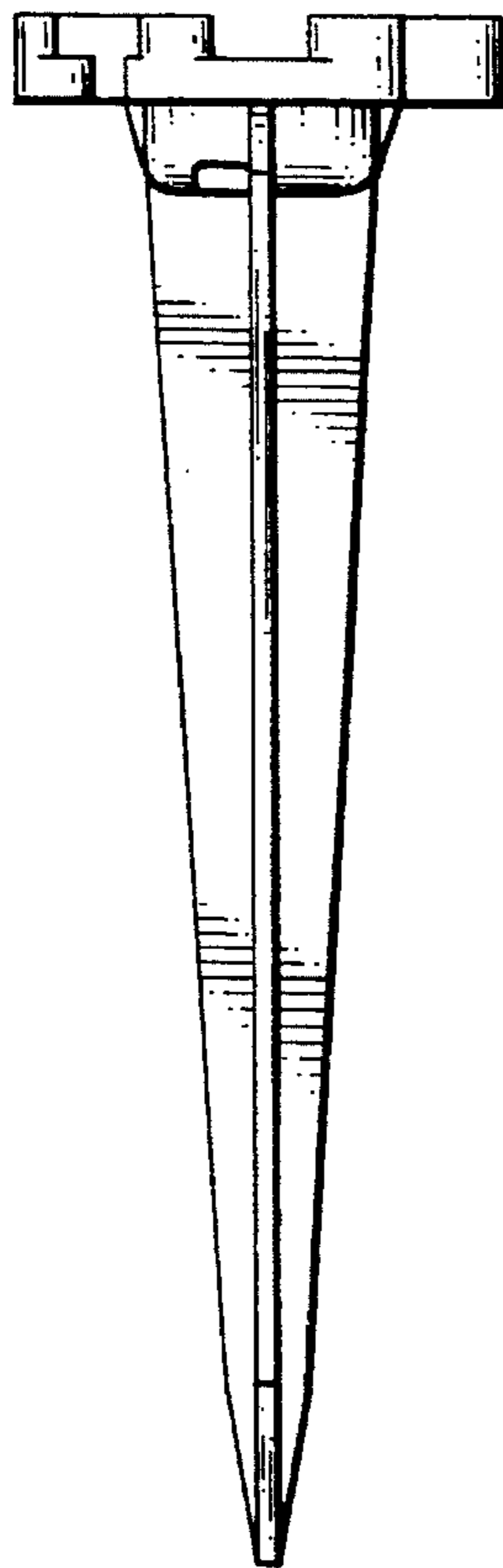


FIG. 4

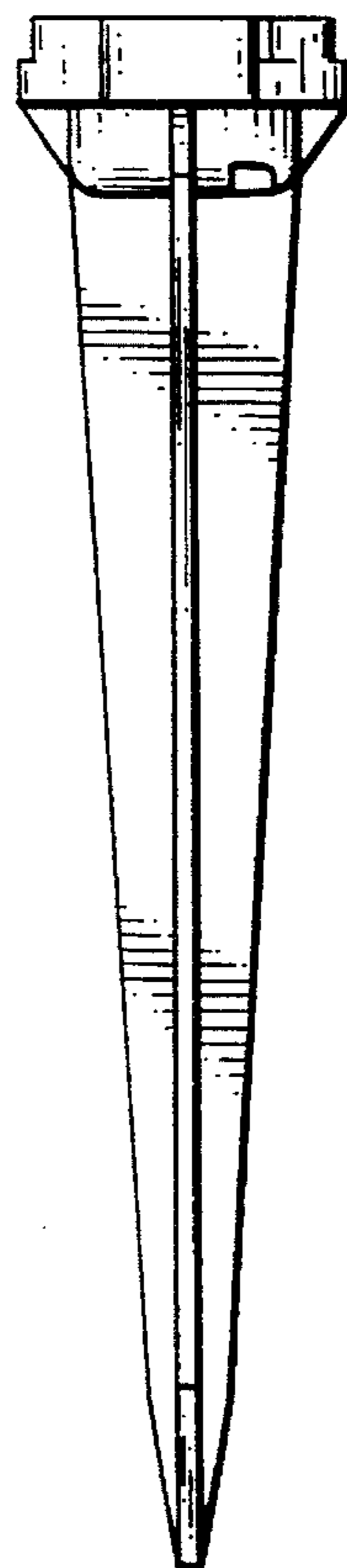


FIG. 5

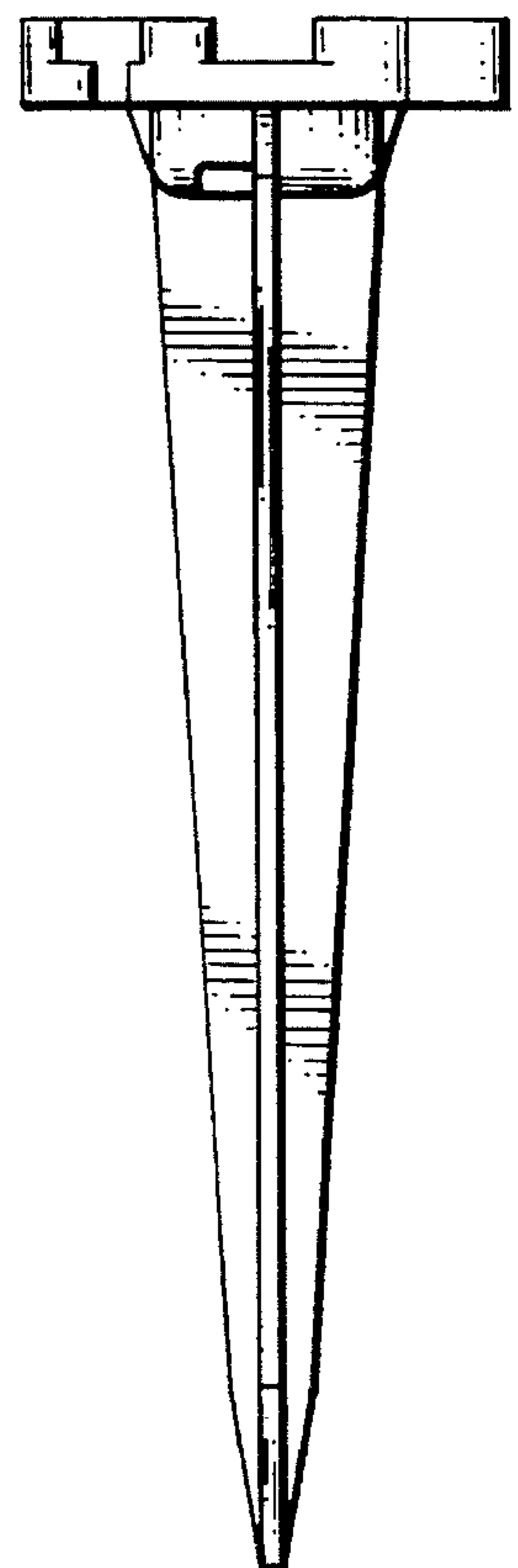


FIG. 6

