



US00D365122S

United States Patent [19]

[11] Patent Number: **Des. 365,122**

Thorup

[45] Date of Patent: ****Dec. 12, 1995**

[54] VERTICAL HOLDER FOR MESSAGES

[76] Inventor: **Carl E. Thorup**, 440-A N. Sappington Rd., Glendale, Mo. 63122

[**] Term: **14 Years**

[21] Appl. No.: **27,690**

[22] Filed: **Aug. 26, 1994**

| | | | | | |
|------------|--------|----------|-------|--------|---|
| D. 328,923 | 8/1992 | Tu | | D19/90 | X |
| D. 336,752 | 6/1993 | Lattimer | | D6/467 | X |
| D. 357,939 | 5/1995 | Turmala | | D19/90 | |
| 2,348,414 | 5/1944 | Pierce | | 211/41 | |

Primary Examiner—Martie Thompson
Attorney, Agent, or Firm—Polster, Lieder, Woodruff & Lucchesi

Related U.S. Application Data

- [63] Continuation-in-part of Ser. No. 5,328, Feb. 25, 1993.
- [52] U.S. Cl. **D19/90**; D19/86; D6/467
- [58] Field of Search D19/35, 36, 65, D19/75, 76, 77, 78, 81-85, 86, 90, 91, 99, 100; 211/69.1-69.9, 10, 11, 13, 41, 50, 55; 206/214, 215; 248/473

References Cited

U.S. PATENT DOCUMENTS

- | | | | | |
|------------|---------|---------------|-------|----------|
| D. 118,411 | 1/1940 | Dolgorukow | | D19/77 |
| D. 145,877 | 11/1946 | Tucker | | D19/92 |
| D. 146,470 | 3/1947 | Fresco | | D19/91 X |
| D. 160,344 | 10/1950 | Shapiro | | D19/91 X |
| D. 181,821 | 12/1957 | Strang | | D19/78 |
| D. 201,733 | 7/1995 | Vovakes | | D19/84 X |
| D. 213,737 | 4/1969 | Kohles | | D19/90 |
| D. 274,919 | 7/1984 | Basaldua, Jr. | | D19/90 X |
| D. 279,583 | 7/1985 | Hall | | D19/77 |

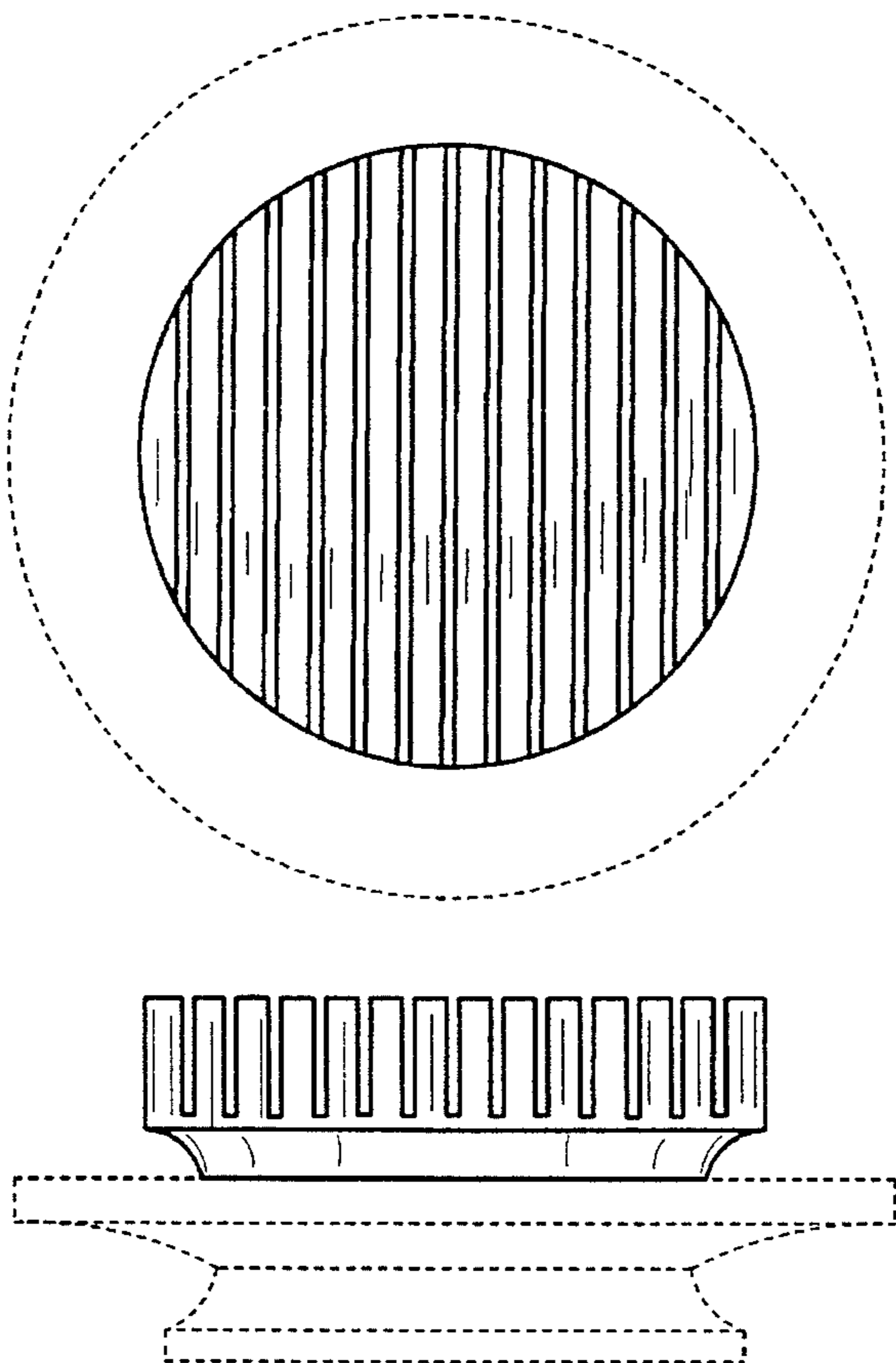
[57] CLAIM

The ornamental design for a vertical holder for messages, as shown and described.

DESCRIPTION

FIG. 1 is a top plan view of a vertical holder for messages showing my new design;
 FIG. 2 is a side elevational view, the opposite side being identical thereto;
 FIG. 3 is a top plan view of a second embodiment of my new design;
 FIG. 4 is a side elevational view of FIG. 3, the opposite side being identical thereto; and,
 FIG. 5 is a side elevational view of FIG. 3, rotated 90 degrees from FIG. 4, the opposite side being identical thereto.
 The base depicted by means of broken lines in all FIGS. is shown for illustrative purposes only and forms no part of the claimed design. The bottom of the article is plain and unornamented.

1 Claim, 2 Drawing Sheets



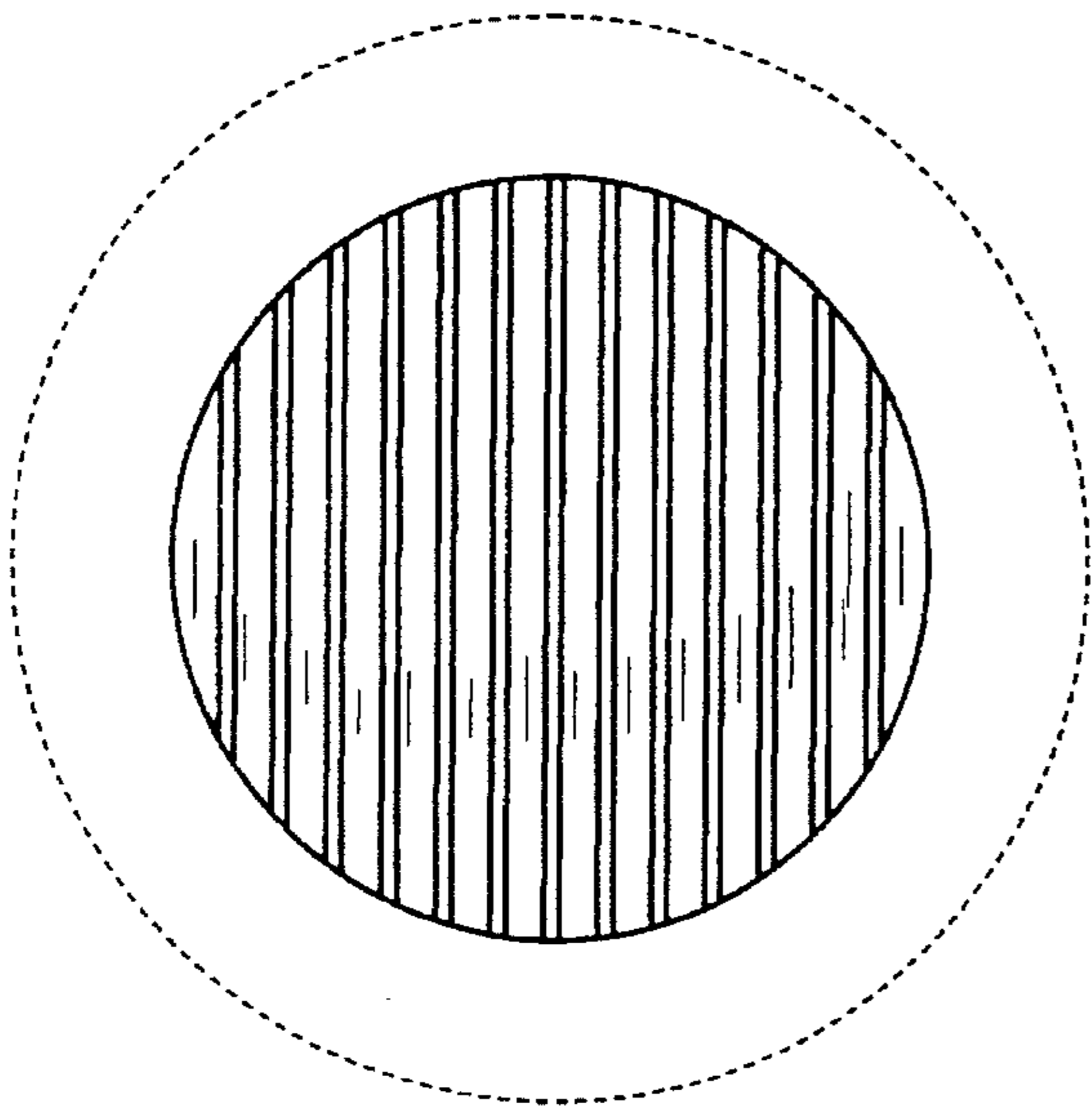


FIG. 1

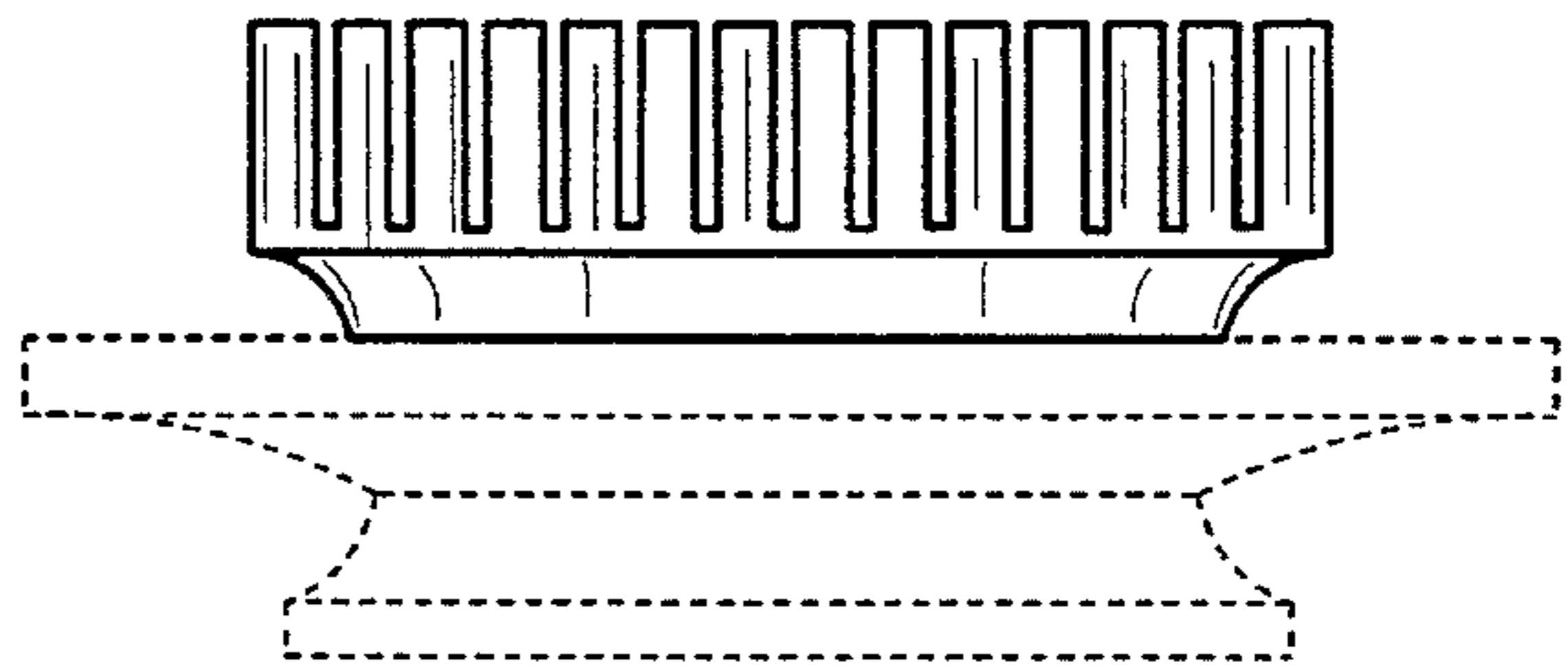


FIG. 2

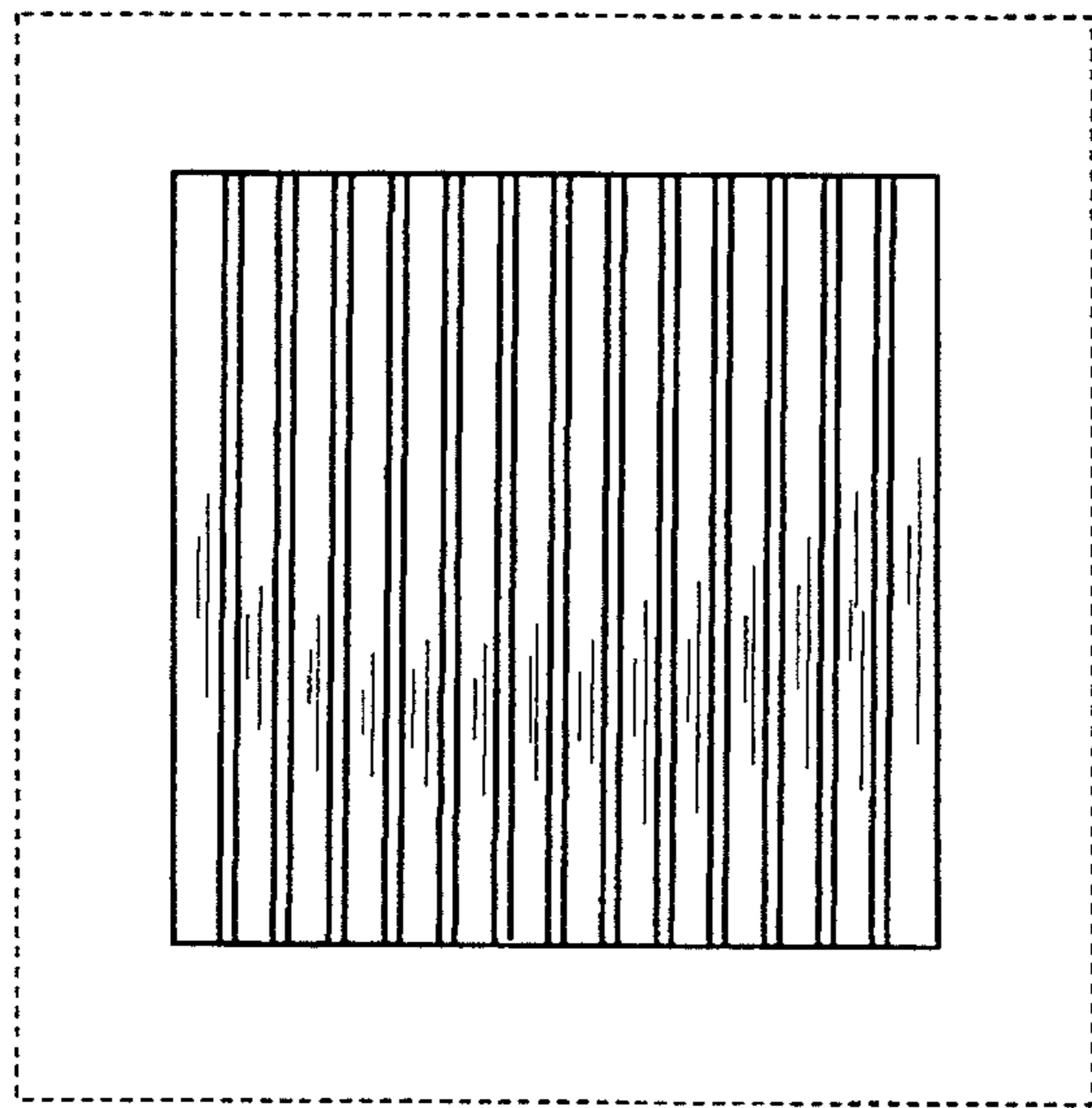


FIG. 3




FIG. 4




FIG. 5