



US00D365118S

United States Patent [19]

[11] Patent Number: **Des. 365,118**

Kyser

[45] Date of Patent: ****Dec. 12, 1995**

[54] **CAPO**

[75] Inventor: **H. Milton Kyser**, Kaufman, Tex.

[73] Assignee: **Kyser Musical Products, Inc.**, Grand Prairie, Tex.

[**] Term: **14 Years**

[21] Appl. No.: **28,901**

[22] Filed: **Sep. 23, 1994**

[52] U.S. Cl. **D17/20; 84/318**

[58] Field of Search **D17/20, 21, 99, D17/14; 84/318**

3,933,077 1/1976 Dunlop 84/318

4,048,894 9/1977 Myerson et al. 84/318

4,104,947 8/1978 Oster 84/318

4,143,576 3/1979 Nichols et al. 84/318

4,149,443 4/1979 Bringe 84/318

4,168,648 9/1979 Ronca 84/318

4,183,279 1/1980 Shabram, Jr. 84/318

4,250,790 2/1981 Shubb et al. 84/318

4,270,432 6/1981 Wilkerson 84/318

4,324,165 4/1982 Wilkerson 84/318

4,475,433 10/1984 Williamson et al. 84/318

4,671,156 6/1987 Hathcock 84/318

4,823,670 4/1989 Gherman et al. 84/318

OTHER PUBLICATIONS

Grossman Music Corp. Catalog, 1968 p. 372 (Cro-Bar Capo, Item No. 913).

Primary Examiner—Prabhakar G. Deshmukh
Assistant Examiner—Adir Aronovich
Attorney, Agent, or Firm—Ross, Clapp, Korn & Montgomery

[56] References Cited

U.S. PATENT DOCUMENTS

D. 257,988 1/1981 Nakamoto D17/20

D. 281,508 11/1985 McKinney D17/20

D. 287,137 12/1986 Bushman D17/20

390,612 10/1888 Moffat .

416,057 11/1889 Gill et al. .

468,193 2/1892 Dahlman et al. .

480,429 8/1892 Johnsen .

489,525 1/1893 Dahlman .

536,563 3/1895 Converse .

577,627 2/1897 Schuster .

583,102 5/1897 Utt .

608,278 8/1889 Benson .

775,399 11/1904 Halladay .

3,230,816 1/1966 Jira 84/315

3,722,346 3/1973 Valentino 84/318

3,823,247 7/1974 Bauerfeind 84/318

3,834,267 9/1974 Shubb et al. 84/318

3,933,073 1/1976 Hutchins 84/318

[57] CLAIM

The ornamental design for a capo, as shown.

DESCRIPTION

FIG. 1 is a top view of a capo embodying the design;
 FIG. 2 is a left end view of the capo;
 FIG. 3 is a front view of the capo;
 FIG. 4 is a bottom view of the capo;
 FIG. 5 is a right end view of the capo; and,
 FIG. 6 is a back view of the capo.

1 Claim, 1 Drawing Sheet

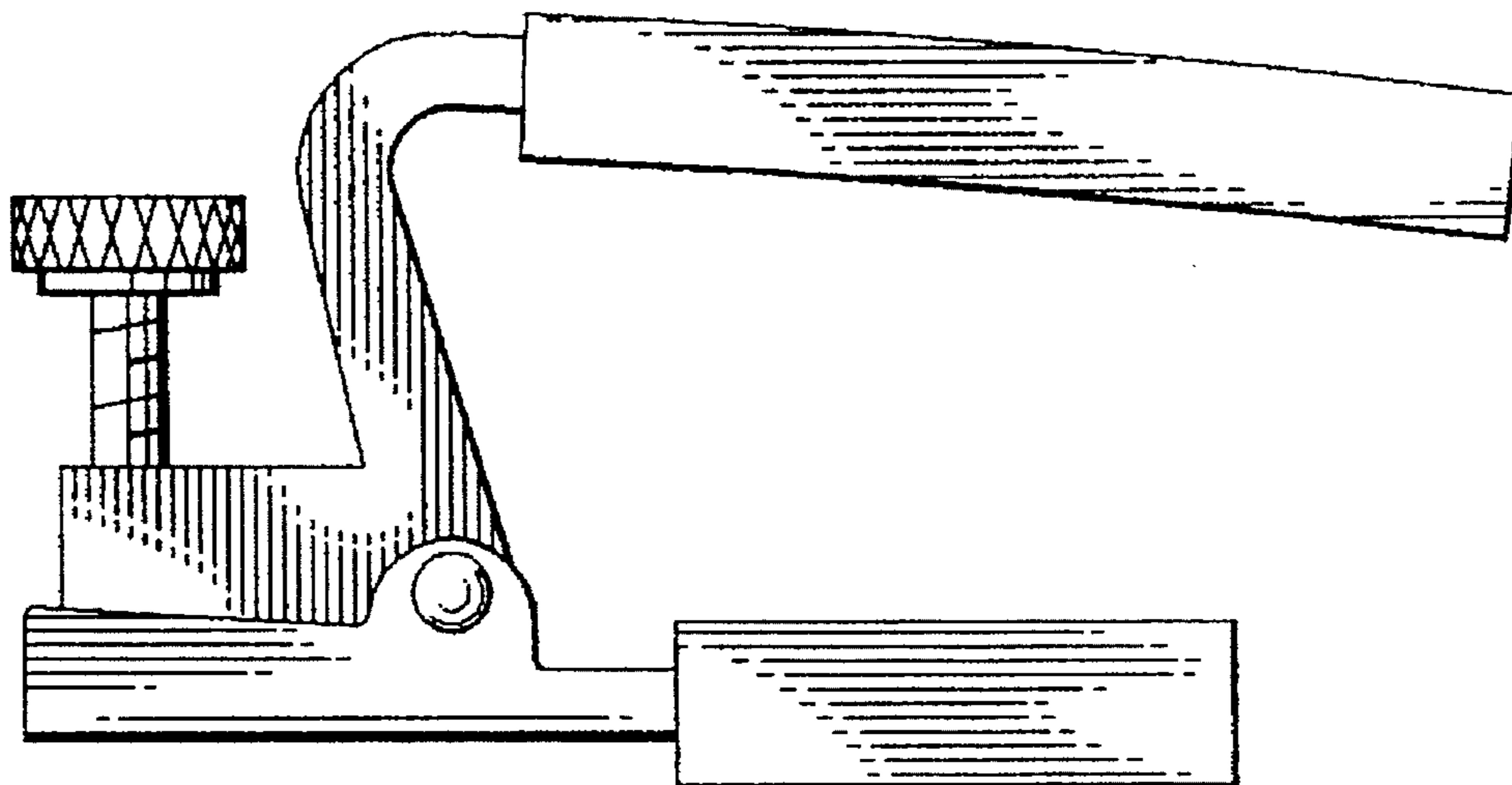


FIG. 1

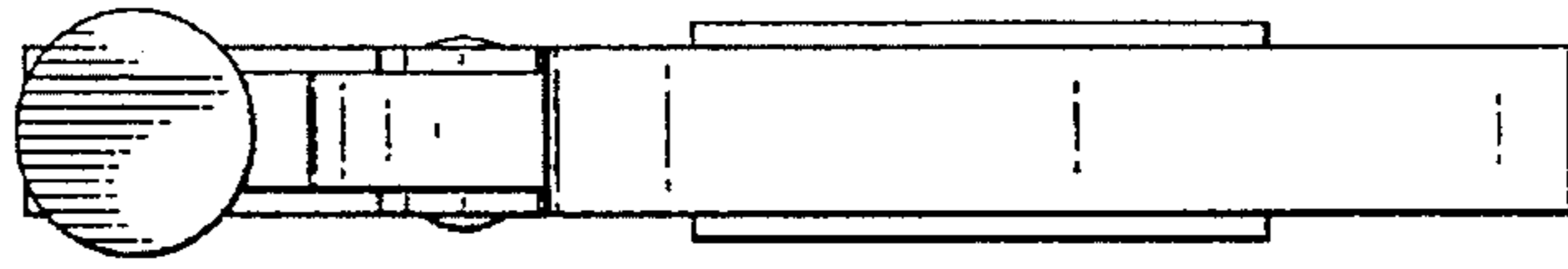


FIG. 2




FIG. 3

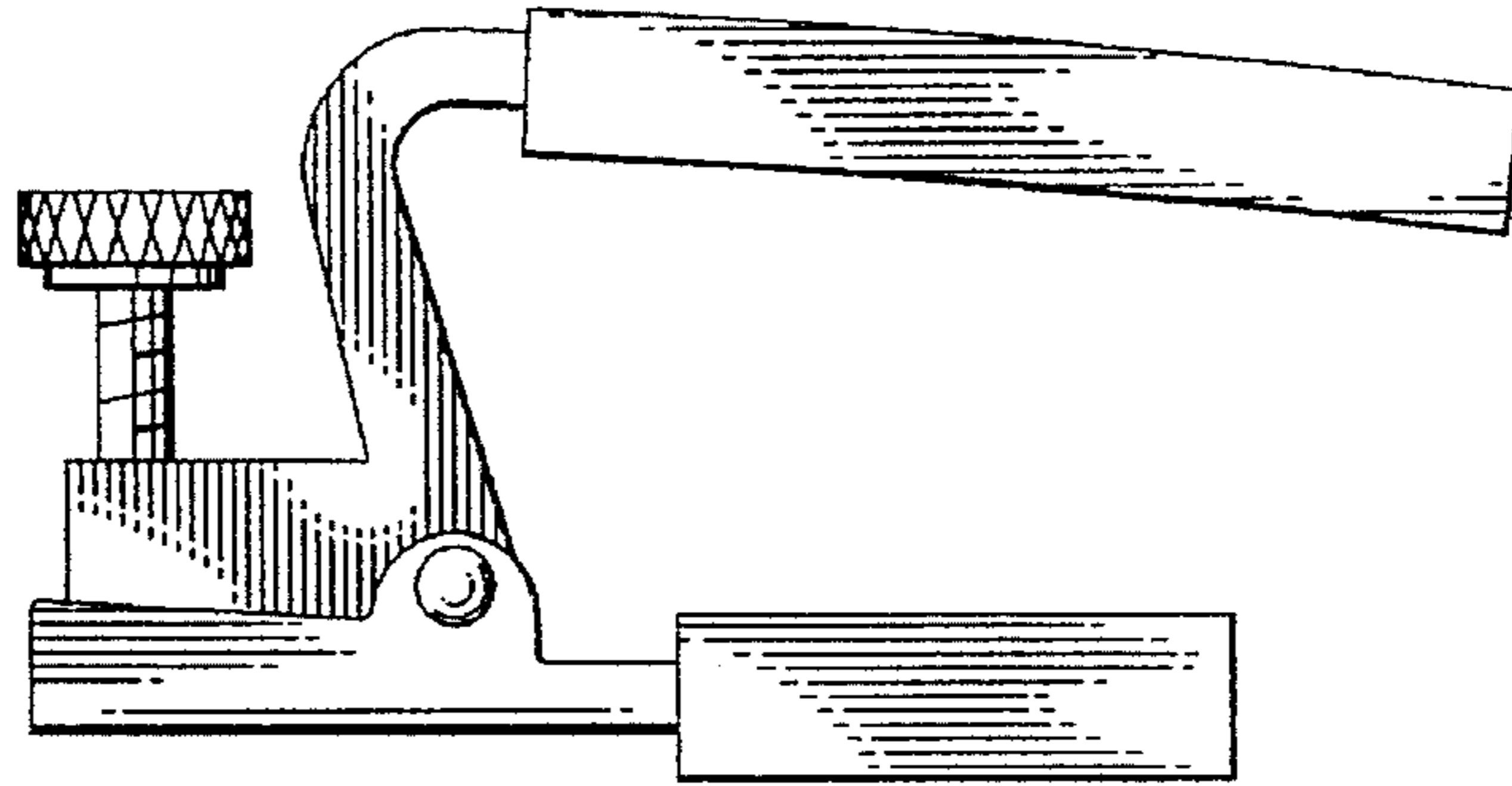


FIG. 4



FIG. 5

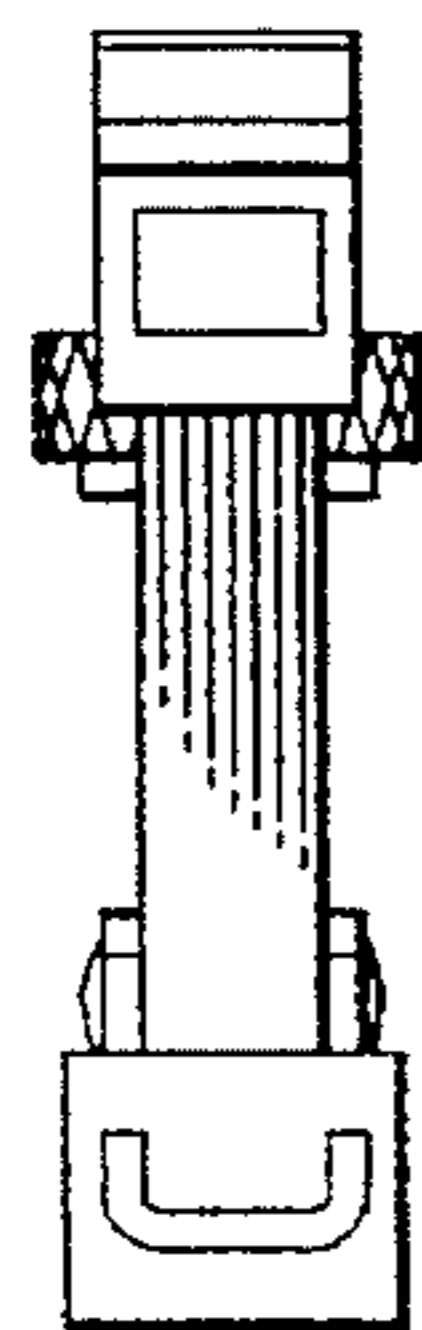


FIG. 6

