



US00D365110S

**United States Patent** [19]  
**Klein, III**

[11] **Patent Number: Des. 365,110**

[45] **Date of Patent: \*\*Dec. 12, 1995**

[54] **HANGING BEVERAGE COOLER**

[76] Inventor: **Richard A. Klein, III**, P.O. Box 1768,  
North Conway, N.H. 03860

[\*\*] Term: **14 Years**

[21] Appl. No.: **19,320**

[22] Filed: **Feb. 28, 1994**

[52] U.S. Cl. .... **D15/85; D6/470**

[58] **Field of Search** ..... D6/470-472; D15/79,  
D15/81, 85, 86; 62/337, 444, 445; 312/114,  
116, 117, 119, 138.1, 139.1, 204, 236

[56] **References Cited**

**U.S. PATENT DOCUMENTS**

D. 191,927	12/1961	Trulaske	.....	D15/85
D. 220,325	3/1971	Ott et al.	.....	D15/85
D. 230,803	3/1974	Musgrave et al.	.....	D6/470
D. 243,985	4/1977	Brown	.....	D6/470
D. 265,316	7/1982	Trulaske	.....	D6/470

**OTHER PUBLICATIONS**

Food Service Equip. Specialist Oct. 1979 p. 28 Model  
SGD48A.

Beverage—Air Food Service & Beverage Equip. Catalog p.

4 Model MT 17, top.

1981 Sweets Catalog File, vol. 12 11.23b/No p. 2 Model  
TR48B6.

*Primary Examiner*—Sandra L. Morris  
*Attorney, Agent, or Firm*—Cesari and McKenna

[57] **CLAIM**

The ornamental design for a hanging beverage cooler, as  
shown.

**DESCRIPTION**

FIG. 1 is a left side elevational view of a hanging beverage  
cooler, showing my new design, the broken line showing of  
a display is for illustrative purposes only, and forms no part  
of the claimed design;

FIG. 2 is a front elevational view thereof;

FIG. 3 is a right side elevational view thereof;

FIG. 4 is a top plan view thereof;

FIG. 5 is a bottom plan view thereof;

FIG. 6 is a rear elevational view thereof; and,

FIG. 7 is a perspective view thereof.

**1 Claim, 2 Drawing Sheets**



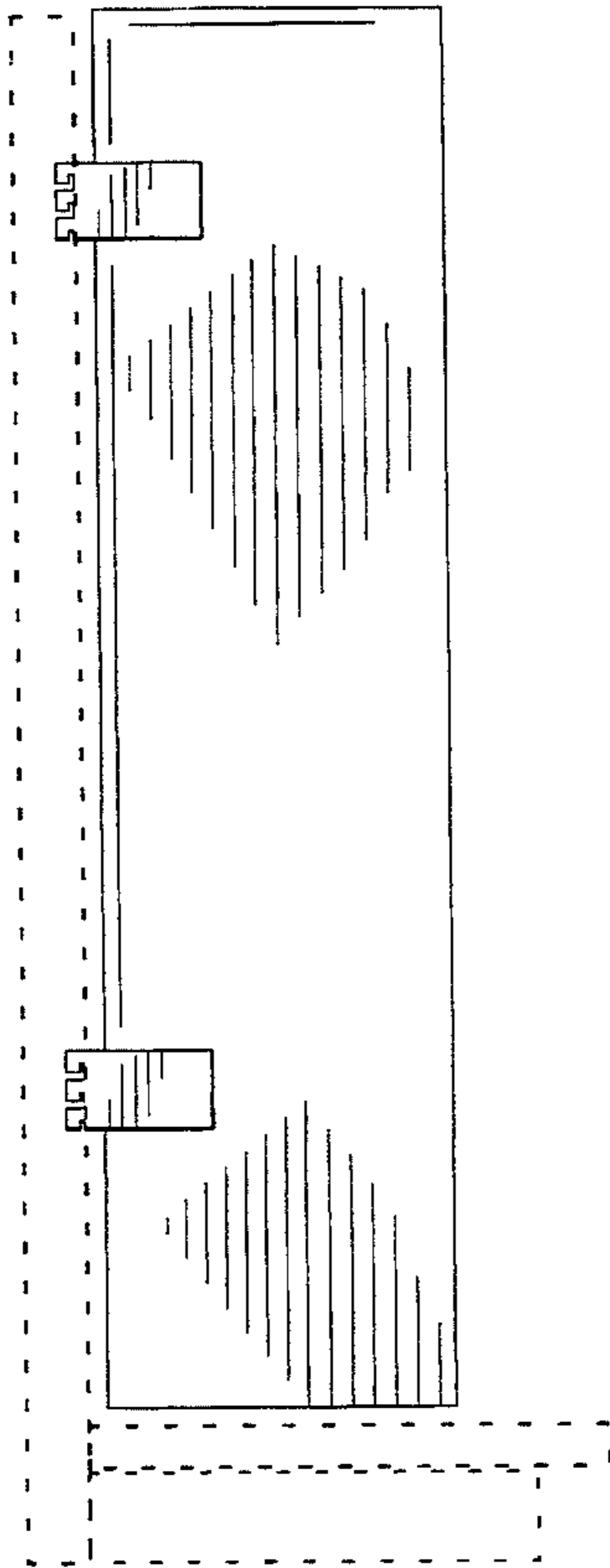


FIG. 1




FIG. 2

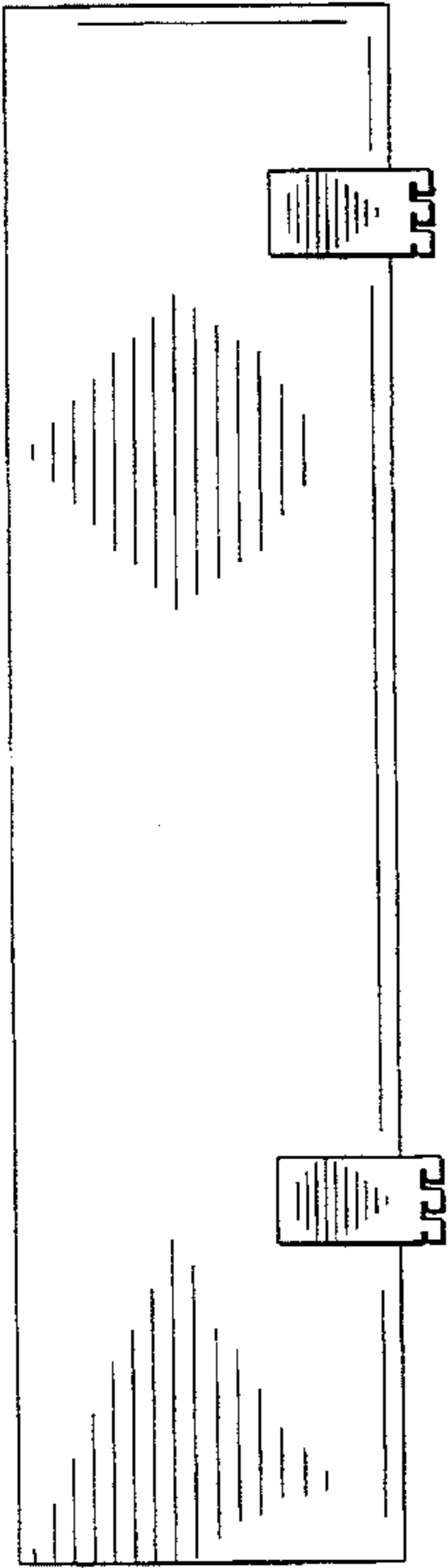


FIG. 3

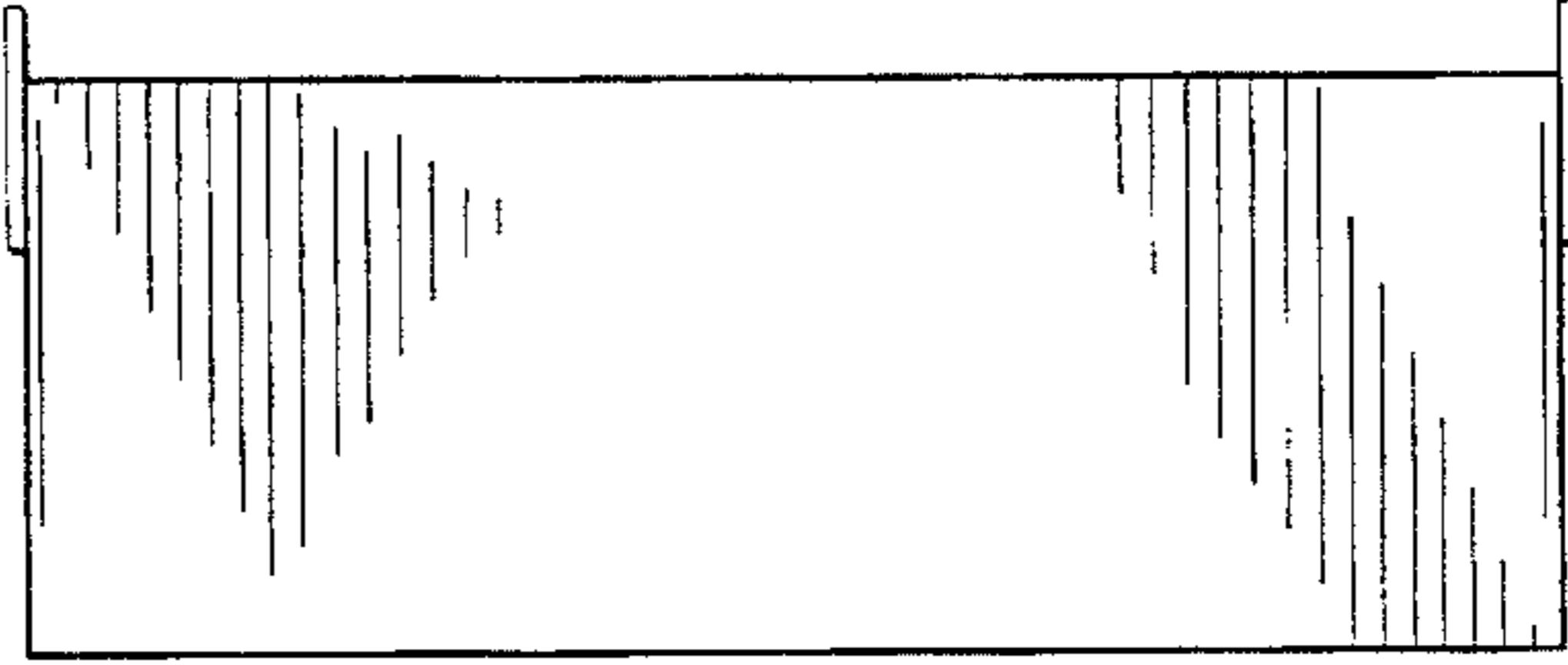


FIG. 4

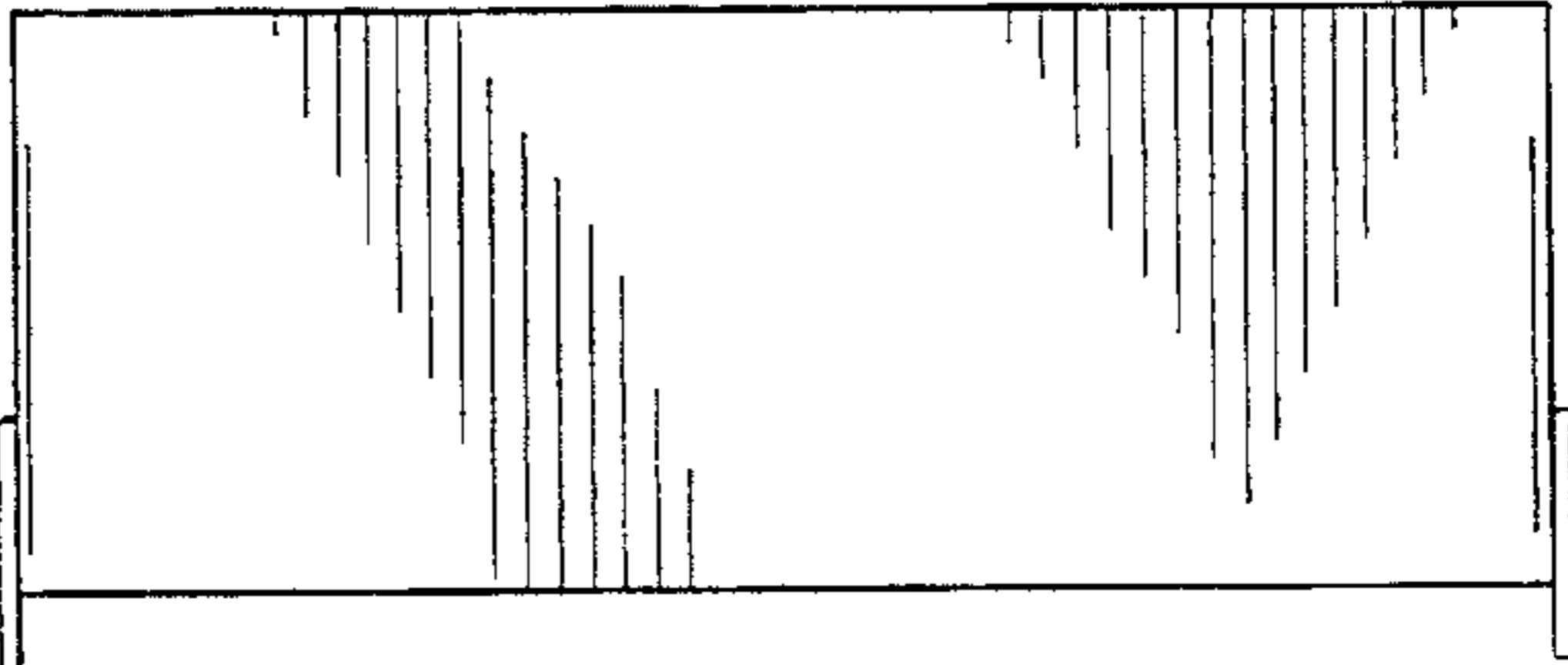


FIG. 5




FIG. 6




FIG. 7