



US00D365077S

United States Patent [19]

Lee

[11] Patent Number: **Des. 365,077**

[45] Date of Patent: ****Dec. 12, 1995**

[54] **LICENSE PLATE FRAME**

[75] Inventor: **Chu M. Lee, Yung Kang, Taiwan**

[73] Assignee: **Guan Kuen Enterprise Corp., Yung Kang, Taiwan**

[**] Term: **14 Years**

[21] Appl. No.: **25,799**

[22] Filed: **Jul. 12, 1994**

[52] U.S. Cl. **D12/193**

[58] Field of Search **D12/193; D6/303, D6/305, 304, 310; 40/200, 209, 210**

[56] **References Cited**

U.S. PATENT DOCUMENTS

D. 257,341	10/1980	Blaser	D6/303
D. 311,096	10/1990	Yeh et al.	D6/305
D. 317,530	6/1991	Masterson	D6/310
D. 330,004	10/1992	Spencer	D12/193
D. 333,119	2/1993	Russell	D12/193

D. 348,425	7/1994	Leu	D12/193
D. 349,480	8/1994	Leu	D12/193
D. 351,736	10/1994	Shook	D6/303
5,383,294	1/1995	Shen	40/210

Primary Examiner—A. Hugo Word
Assistant Examiner—M. Brown
Attorney, Agent, or Firm—Jones, Tullar & Cooper

[57] **CLAIM**

The ornamental design for a license plate frame, as shown.

DESCRIPTION

FIG. 1 is a perspective view of a license plate frame showing my new design;

FIG. 2 is a front elevational view of the design;

FIG. 3 is a rear elevational view of the design;

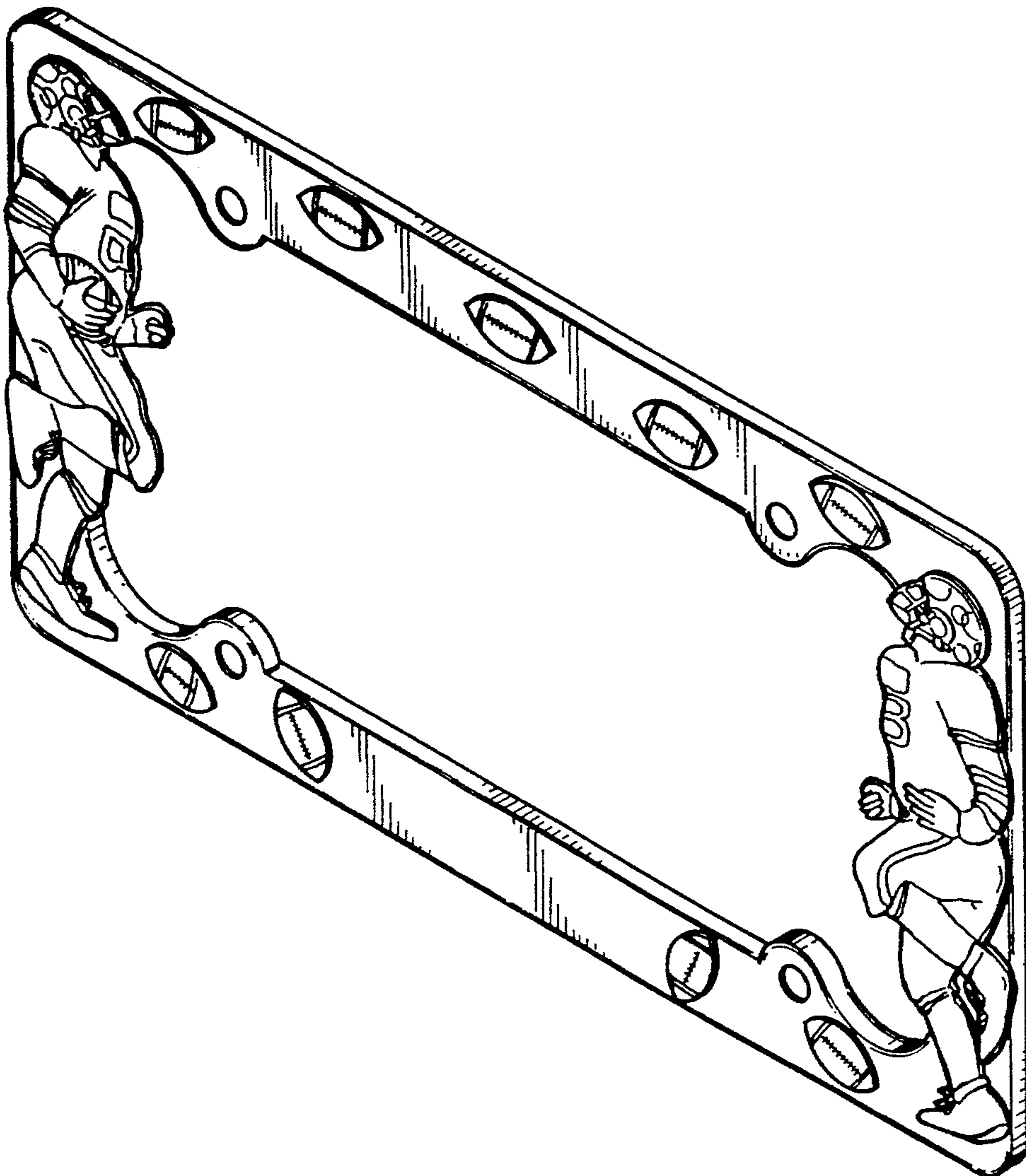
FIG. 4 is a left side elevational view of the design;

FIG. 5 is a right side elevational view of the design;

FIG. 6 is a top plan view of the design; and,

FIG. 7 is a bottom plan view of the design.

1 Claim, 3 Drawing Sheets



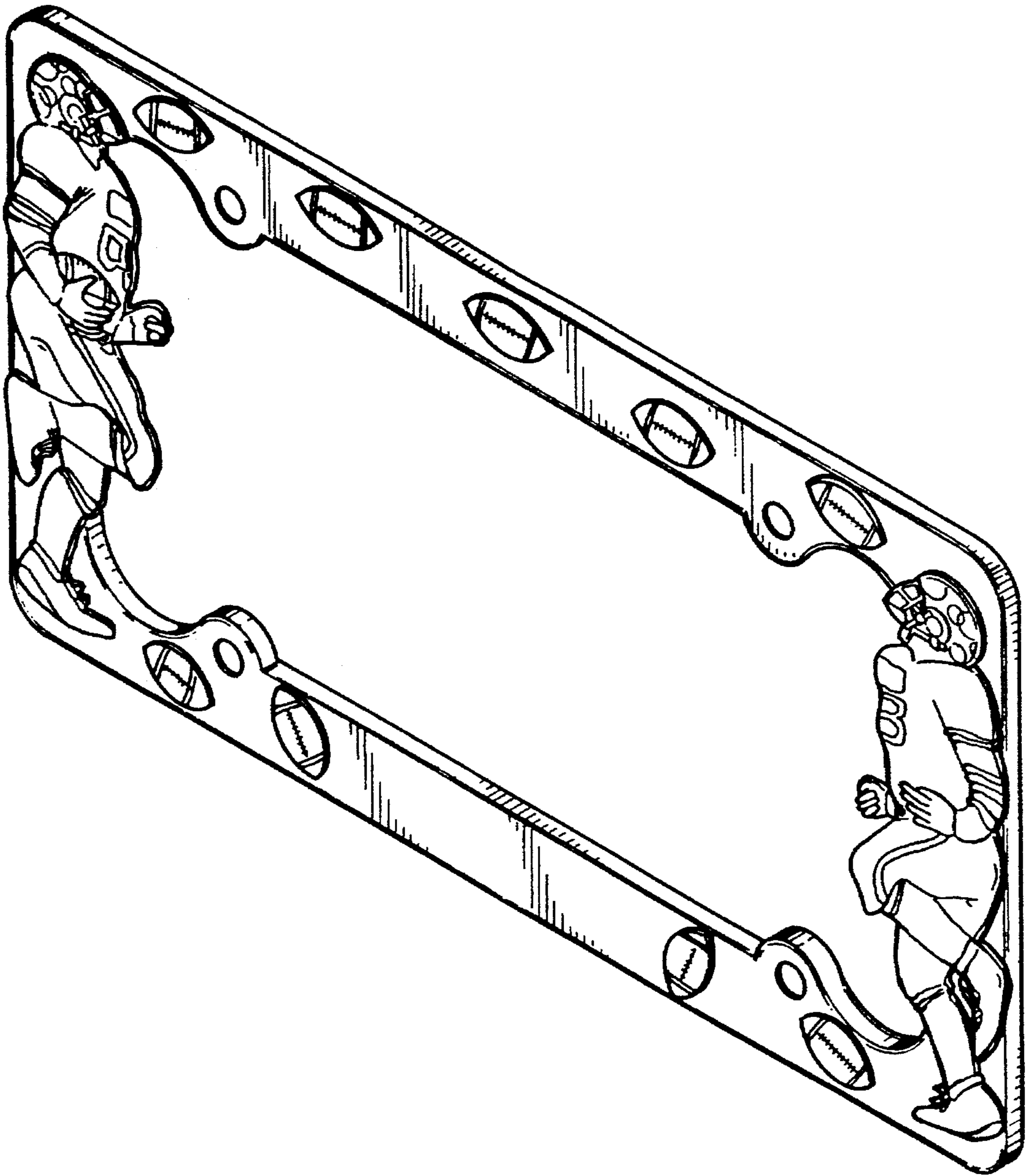


FIG. 1

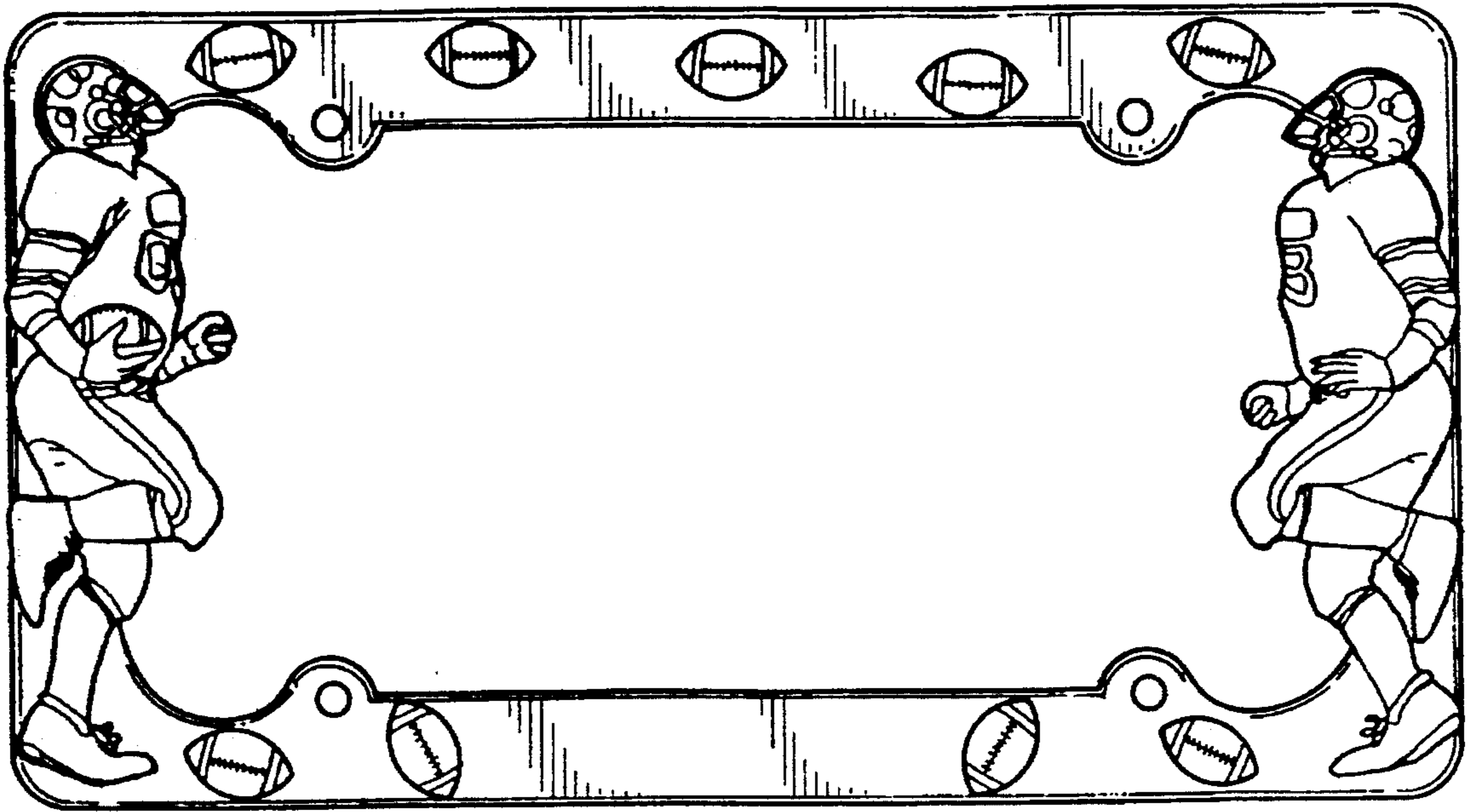


FIG. 2

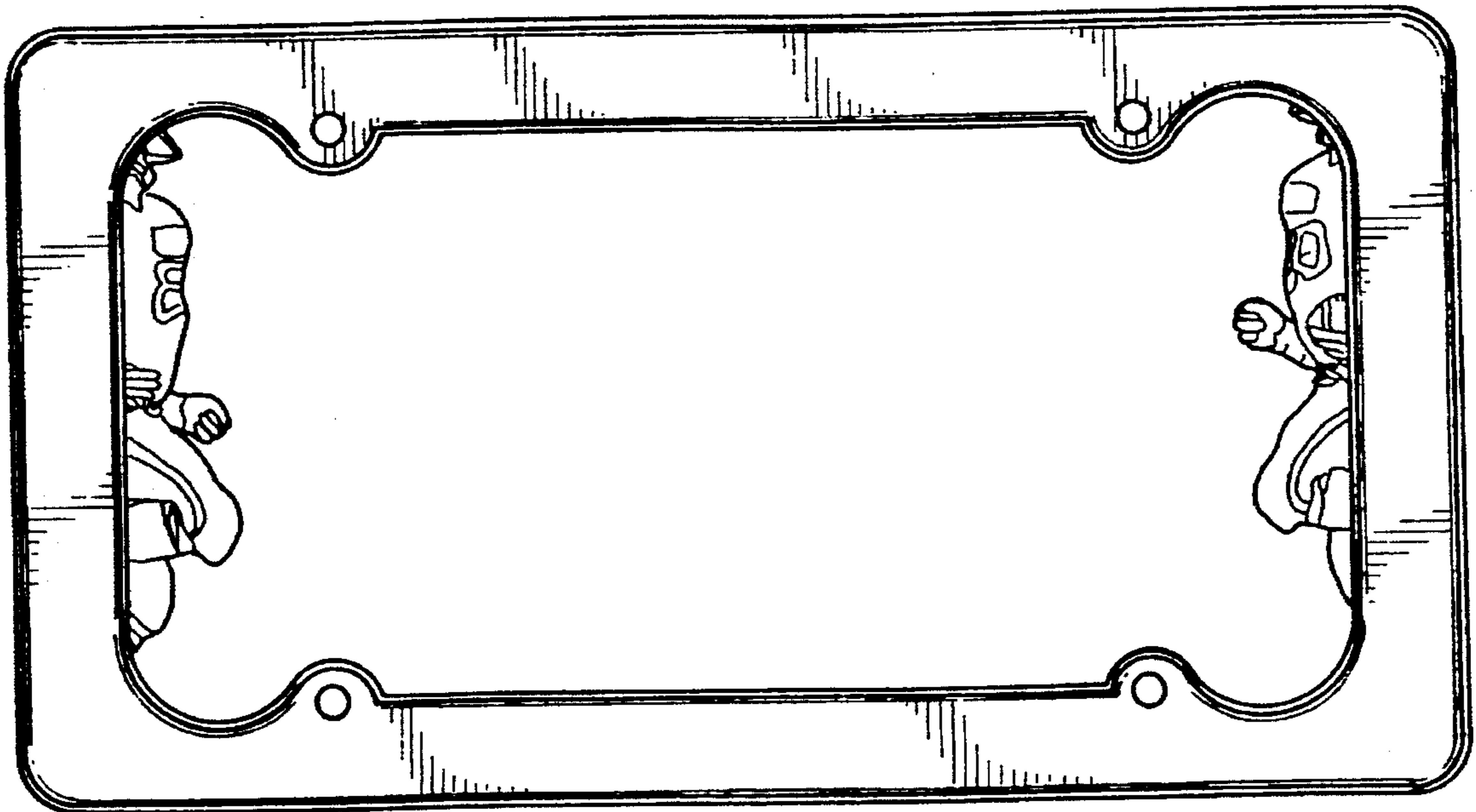


FIG. 3



FIG. 4



FIG. 5



FIG. 6



FIG. 7