



US00D365075S

United States Patent [19] Hernandez

[11] Patent Number: **Des. 365,075**

[45] Date of Patent: ****Dec. 12, 1995**

[54] **SUN SHIELD**

[76] Inventor: **Jesse Hernandez**, 32526 Grandview Rd., Visalia, Calif. 93291

[**] Term: **14 Years**

[21] Appl. No.: **22,378**

[22] Filed: **May 4, 1994**

Related U.S. Application Data

[63] Continuation of Ser. No. 928,215, Aug. 12, 1992, abandoned.

[52] U.S. Cl. **D12/191**

[58] Field of Search D12/191; 160/370.21, 160/DIG. 3; 296/95.1, 96.19, 97.1, 97.2, 97.5-97.8, 97.12, 97.11, 97.9; 359/601-604, 608

[56] References Cited

U.S. PATENT DOCUMENTS

D. 293,428 12/1987 Watts .

D. 311,716	10/1990	Widrig	D12/191
D. 328,887	8/1992	Fillios et al.	D12/191
1,604,881	10/1926	Cope	296/96.19 X
4,518,192	5/1985	Canadas et al. .	
4,801,170	1/1989	Moore .	
4,883,304	11/1989	Elliott .	
4,966,404	10/1990	Lund .	
5,056,851	10/1991	Horwill et al.	D12/191 X

Primary Examiner—Freda Nunn

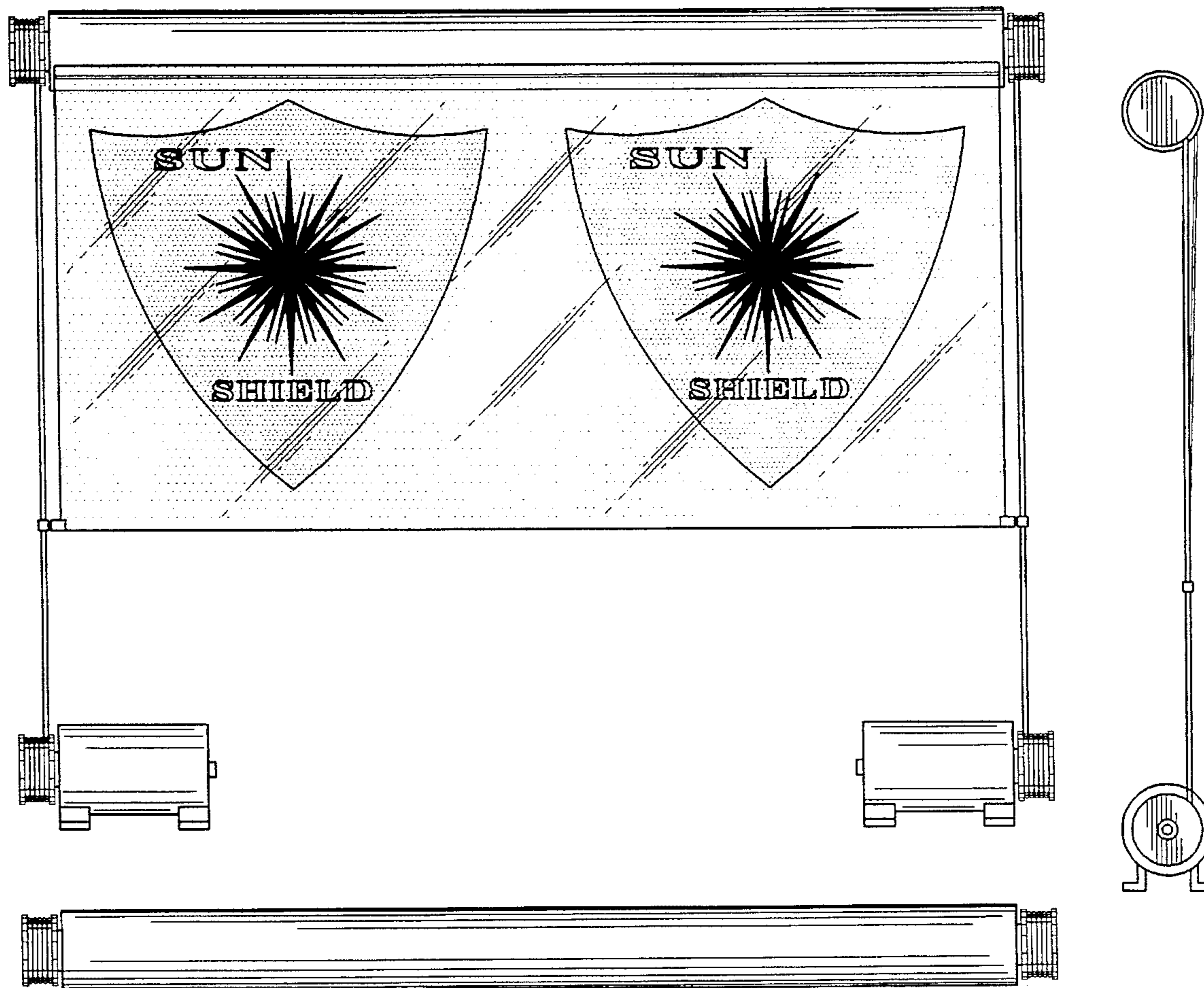
[57] CLAIM

The ornamental design for a sun shield, as shown and described.

DESCRIPTION

FIG. 1 is a front elevational view of the sun shield showing my new design;
FIG. 2 is a rear elevational view thereof;
FIG. 3 is a left side elevational view thereof;
FIG. 4 is a right side elevational view thereof;
FIG. 5 is a top plan view thereof; and,
FIG. 6 is a bottom plan view thereof.

1 Claim, 3 Drawing Sheets



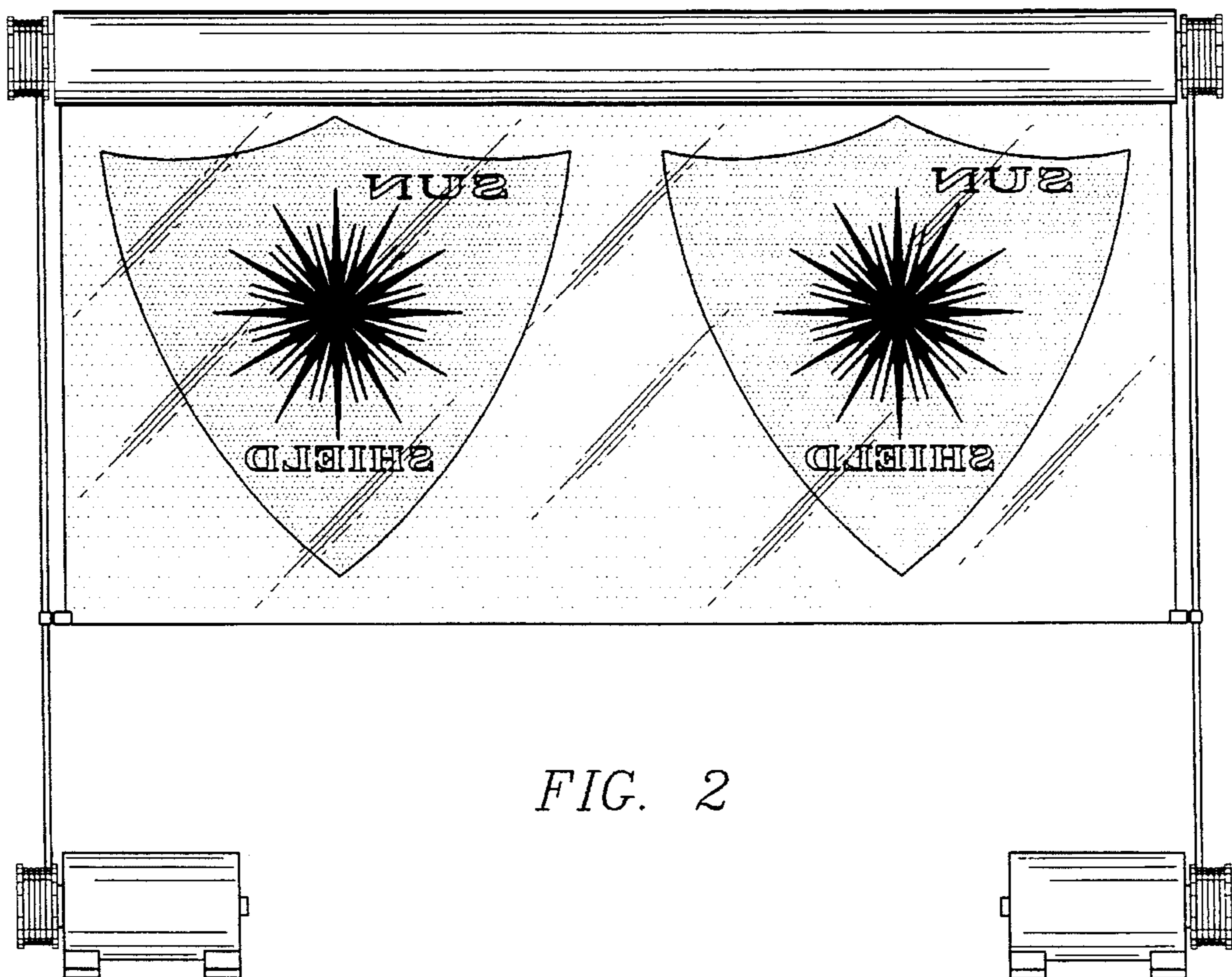
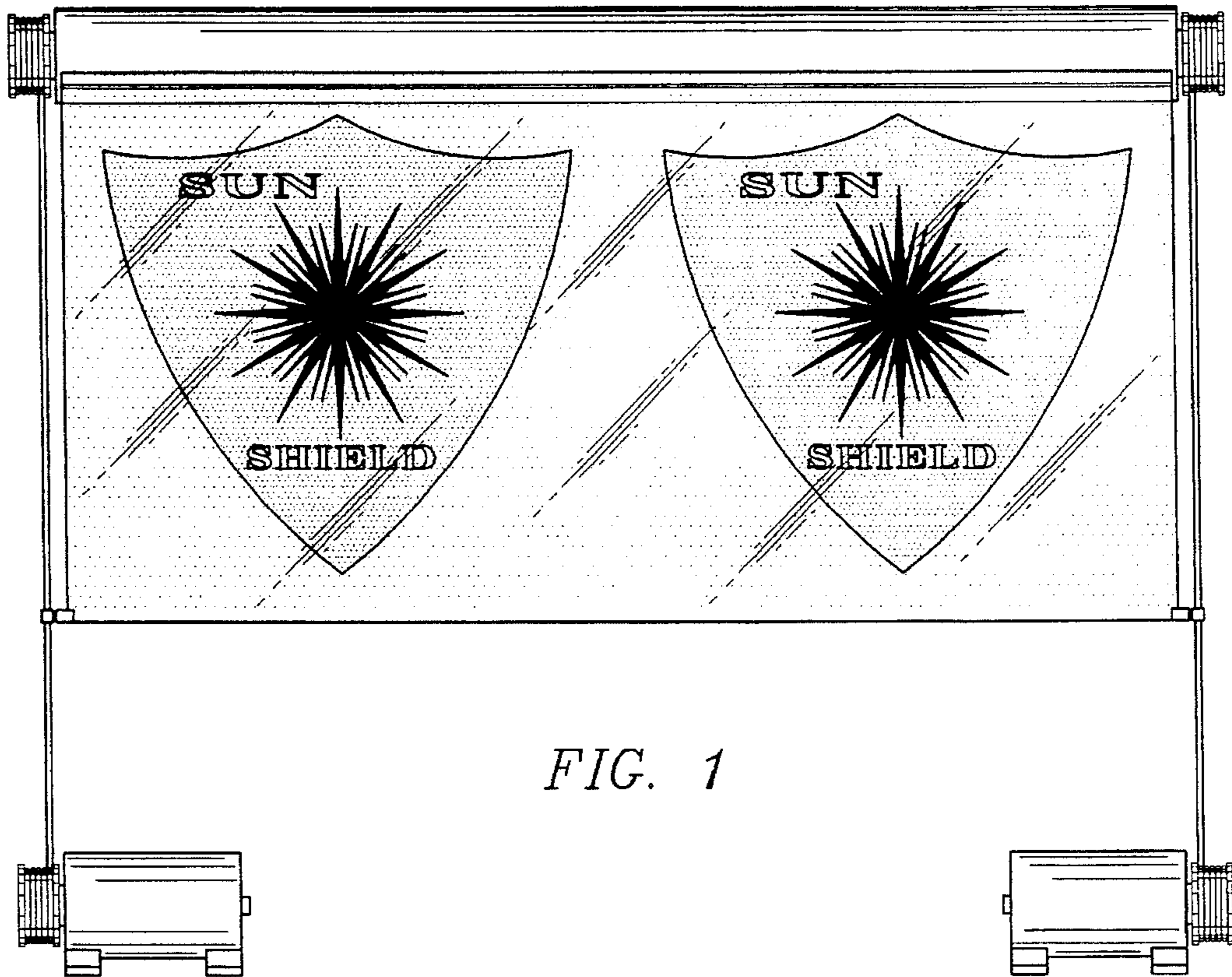


FIG. 3




FIG. 4




FIG. 5




FIG. 6

