



US00D365068S

United States Patent [19]

[11] Patent Number: **Des. 365,068**

Kotanides, Jr. et al.

[45] Date of Patent: ****Dec. 12, 1995**

[54] TIRE TREAD

[75] Inventors: **John Kotanides, Jr.**, Canton; **Robert A. Chin**, Kent; **Raymond R. DiRossi**, Akron; **Deborah K. Vaughn-Lindner**, North Canton, all of Ohio

[73] Assignee: **The Goodyear Tire & Rubber Company**, Akron, Ohio

[**] Term: **14 Years**

[21] Appl. No.: **27,678**

[22] Filed: **Aug. 26, 1994**

[52] U.S. Cl. **D12/147**

[58] Field of Search D12/145-148;
152/209 R, 209 B, 209 D

[56] References Cited

U.S. PATENT DOCUMENTS

D. 301,855	6/1989	Ono	D12/147
D. 308,034	5/1990	Graas	D12/147
D. 310,803	9/1990	Hasegawa	D12/147
D. 315,127	3/1991	White et al.	D12/147
D. 328,267	7/1992	Constant	D12/146
D. 328,268	7/1992	Constant	D12/146
D. 329,218	9/1992	Ohtsu	D12/147

FOREIGN PATENT DOCUMENTS

57304	3/1988	Japan	152/209 R
-------	--------	-------	-------	-----------

OTHER PUBLICATIONS

1993 Tread Design Guide, p. 41, Kelly-Springfield Charger VR Tire, Top Center of Page.

1994 Tread Design Guide, p. 37, Lassa Impetus 60 Tire, Second Row Down From Top & Second Tire in From Right Side of Page.

Primary Examiner—James M. Gandy
Attorney, Agent, or Firm—T. P. Lewandowski

[57] CLAIM

The ornamental design for a tire tread, as shown and described.

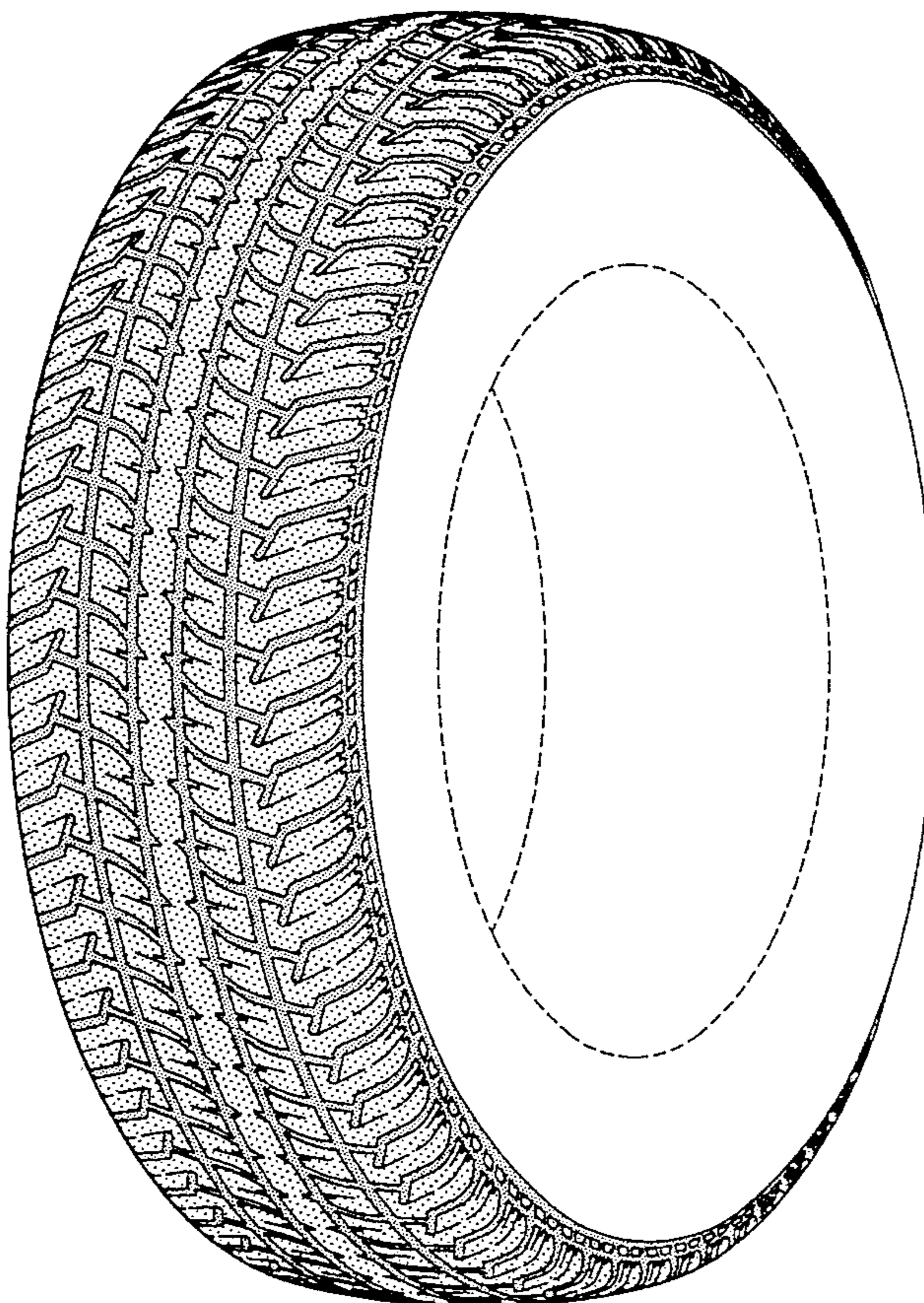
DESCRIPTION

FIG. 1 is a perspective view of a tire tread;
FIG. 2 is a front elevational view thereof;
FIG. 3 is a side elevational view thereof; and,
FIG. 4 is an enlarged fragmentary front view thereof.

The tread pattern is understood to be repeated uniformly throughout the circumference of the tire tread.

In the drawings, the broken line showing of the tire sidewall and the solid line defining the peripheral boundary between the tire tread and the sidewall are for illustrative purposes only and form no part of the claimed design.

1 Claim, 4 Drawing Sheets



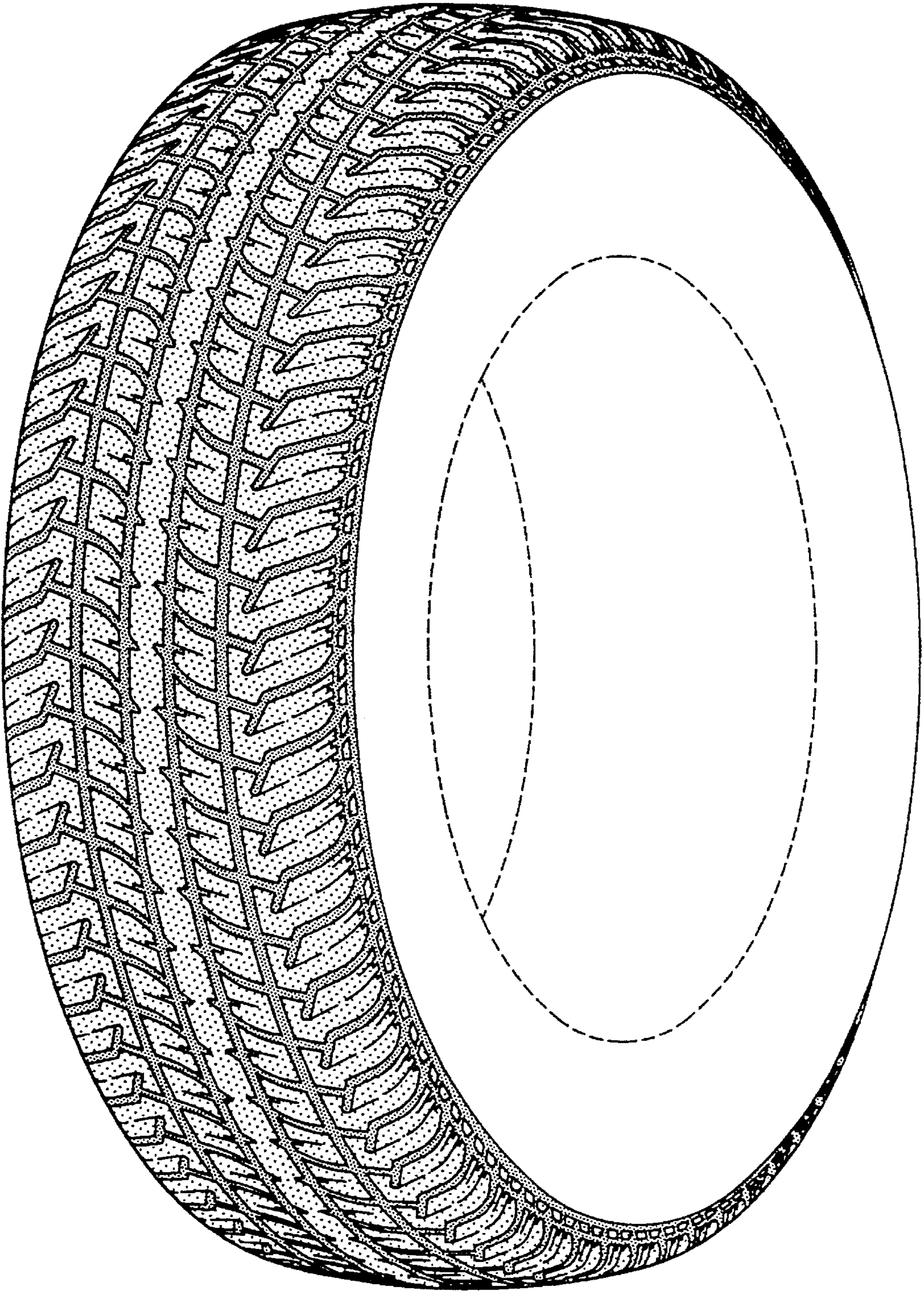


FIG-1

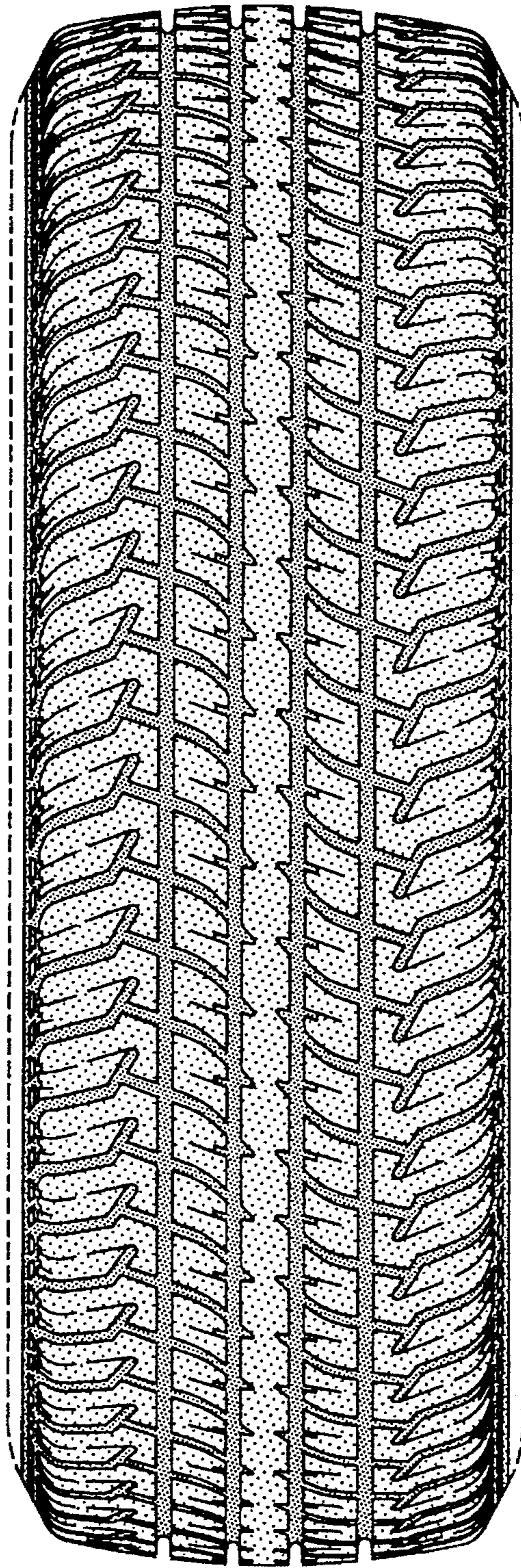


FIG-2




FIG-3

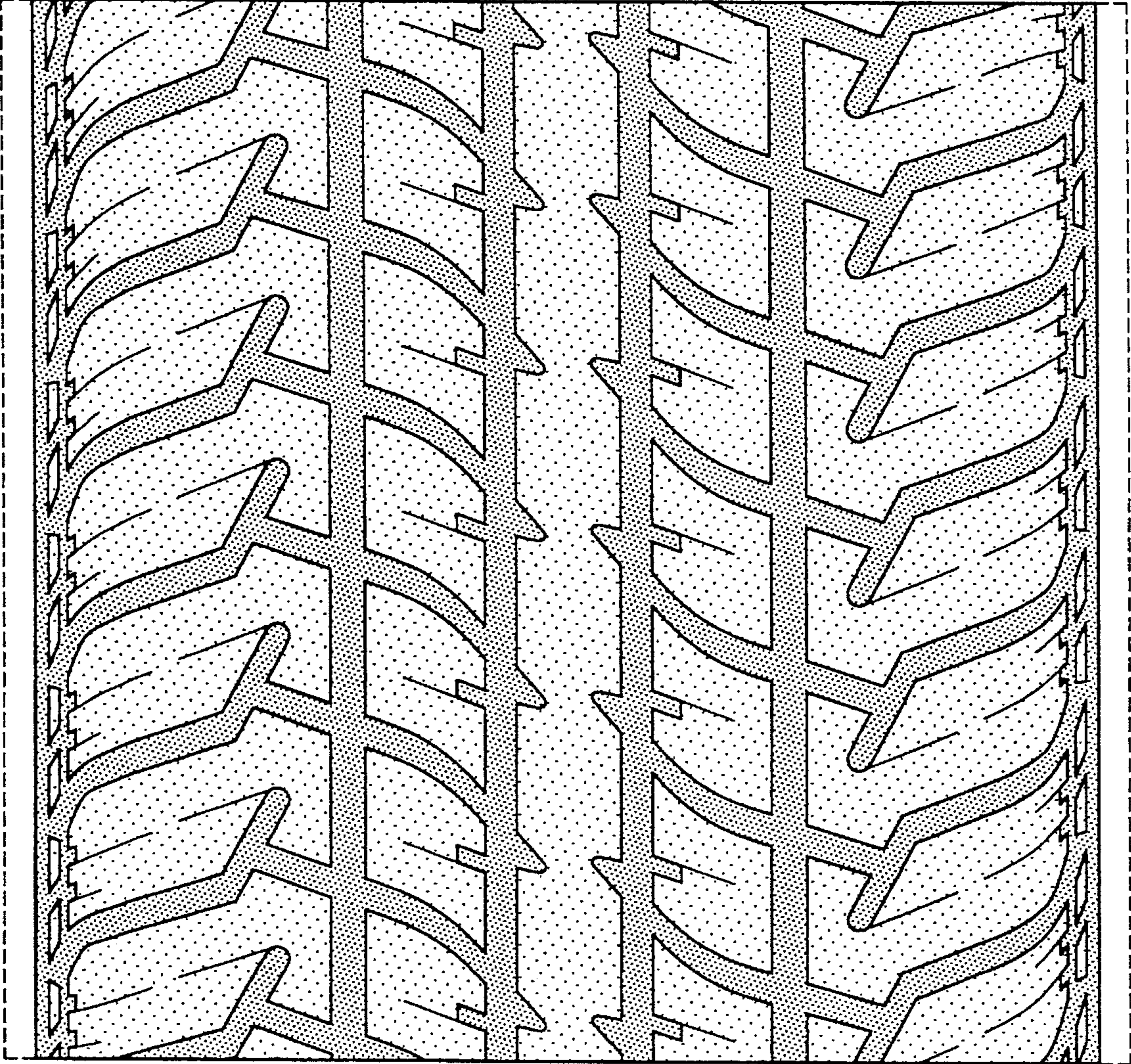


FIG-4