



US00D365067S

United States Patent [19]

[11] Patent Number: **Des. 365,067**

Kotanides, Jr. et al.

[45] Date of Patent: ****Dec. 12, 1995**

[54] **TIRE TREAD**

[75] Inventors: **John Kotanides, Jr.**, Canton; **Robert A. Chin**, Kent; **Raymond R. DiRossi**, Akron; **Deborah K. Vaughn-Lindner**, North Canton, all of Ohio

[73] Assignee: **The Goodyear Tire & Rubber Company**, Akron, Ohio

[**] Term: **14 Years**

[21] Appl. No.: **27,675**

[22] Filed: **Aug. 26, 1994**

[52] U.S. Cl. **D12/147**

[58] Field of Search D12/136, 140, D12/145-148; 152/209 R, 209 B, 209 D

[56] **References Cited**

U.S. PATENT DOCUMENTS

D. 344,052 2/1994 Attinello et al. D12/147

FOREIGN PATENT DOCUMENTS

1132406 5/1989 Japan 152/209 R
3038411 2/1991 Japan 152/209 R

OTHER PUBLICATIONS

1994 Tread Design Guide, p. 38, Lee GT VI Steel Trak Tire, second row down from top, left side of page.

1994 Tread Design Guide, p. 117, Yokohama Super Digger V SD05 Tire, third row down from top & second tire in from left side of page.

Primary Examiner—James M. Gandy
Attorney, Agent, or Firm—T. P. Lewandowski

[57] **CLAIM**

The ornamental design for a tire tread, as shown and described.

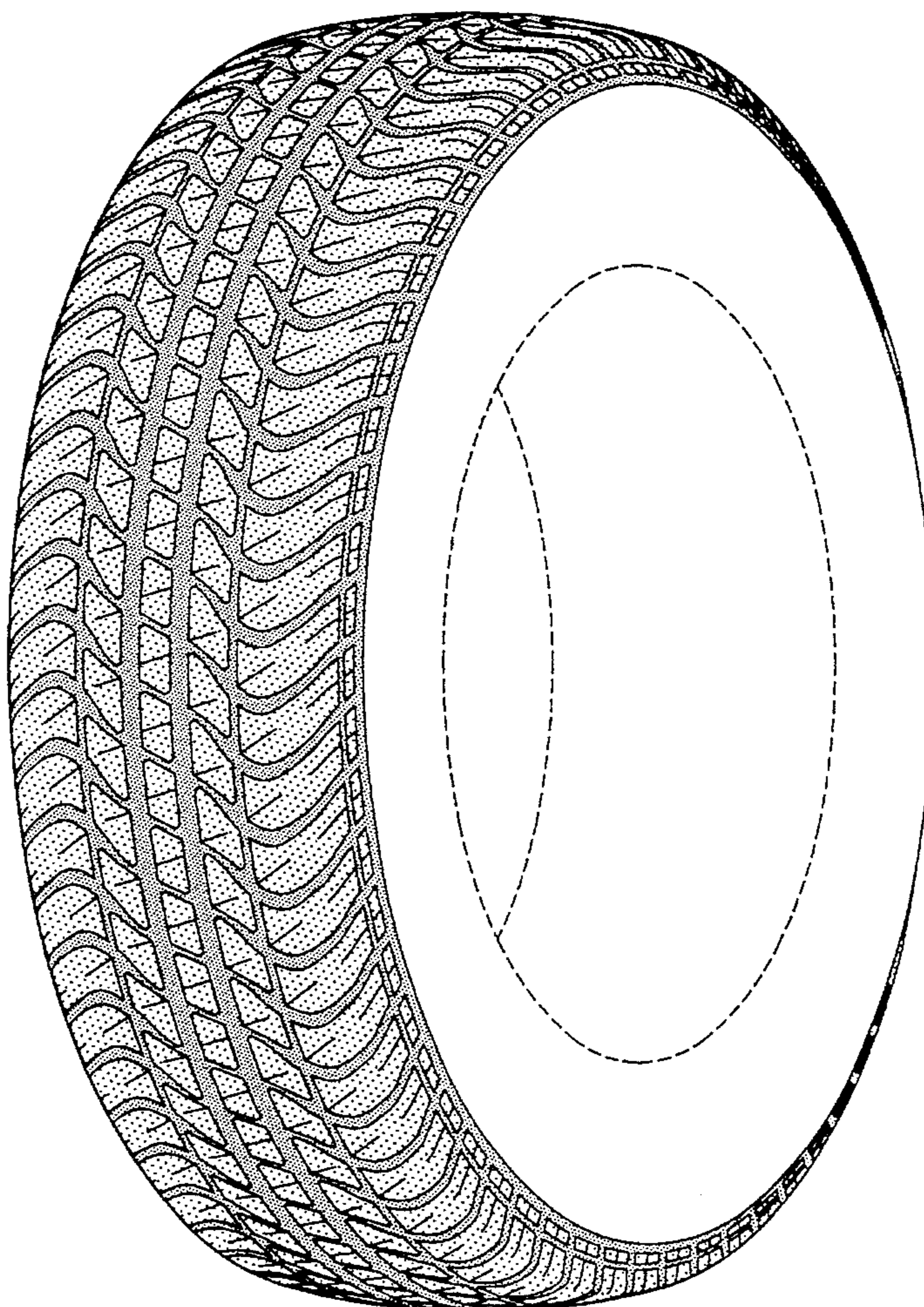
DESCRIPTION

FIG. 1 is a perspective view of a tire tread; FIG. 2 is a front elevational view thereof; FIG. 3 is a side elevational view thereof; and, FIG. 4 is an enlarged fragmentary front view thereof.

The tread pattern is understood to be repeated uniformly throughout the circumference of the tire tread.

In the drawings, the broken line showing of the tire sidewall and the solid line defining the peripheral boundary between the tire and the sidewall are for illustrative purposes only and form no part of the claimed design.

1 Claim, 4 Drawing Sheets



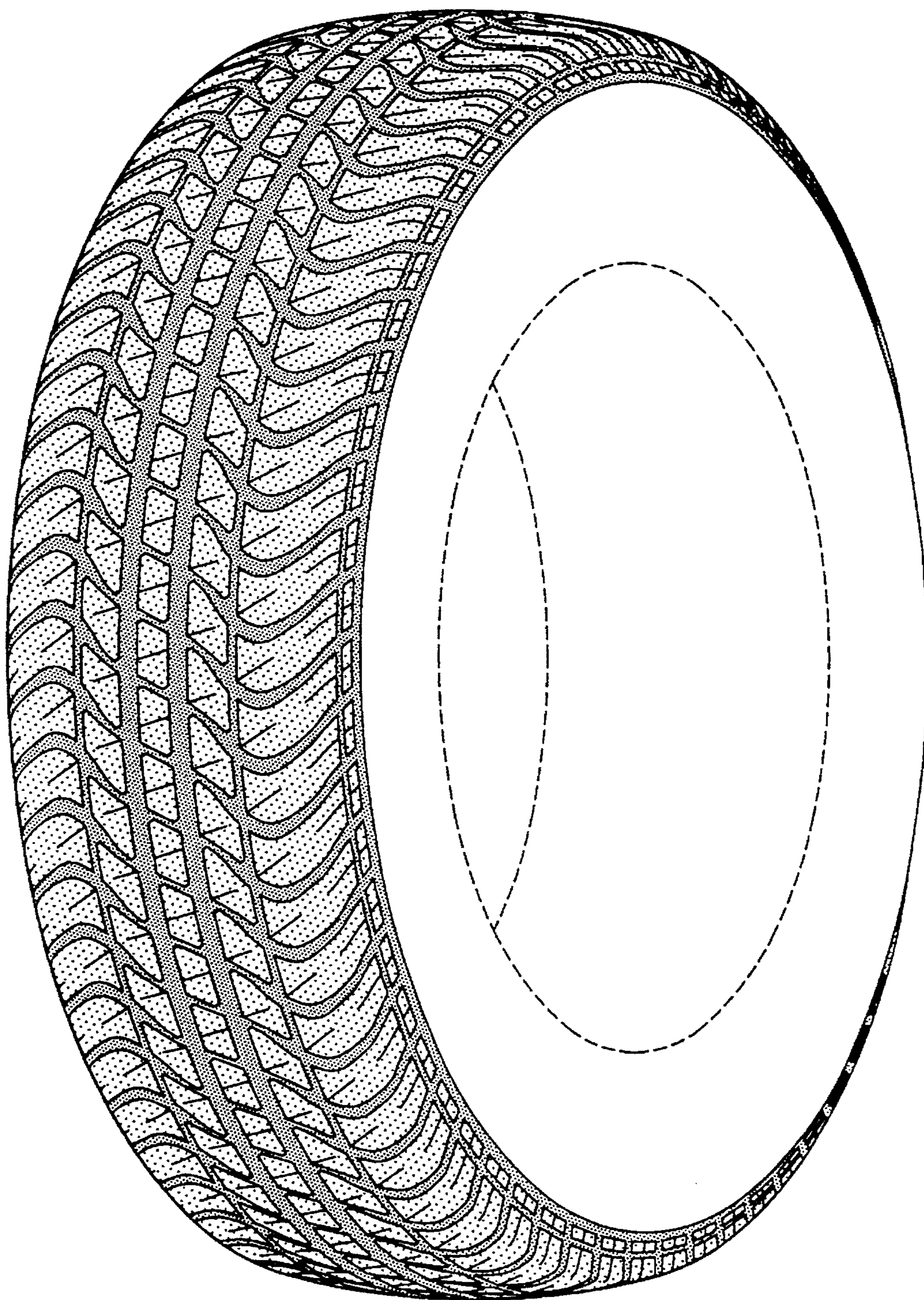


FIG-1

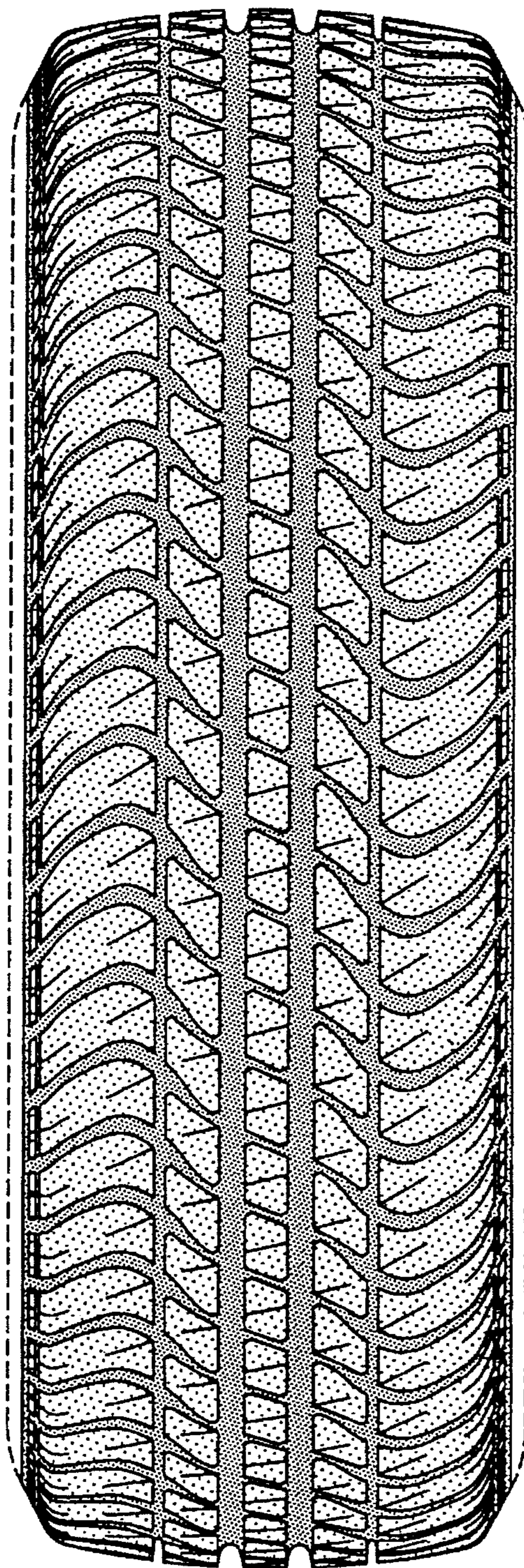


FIG-2

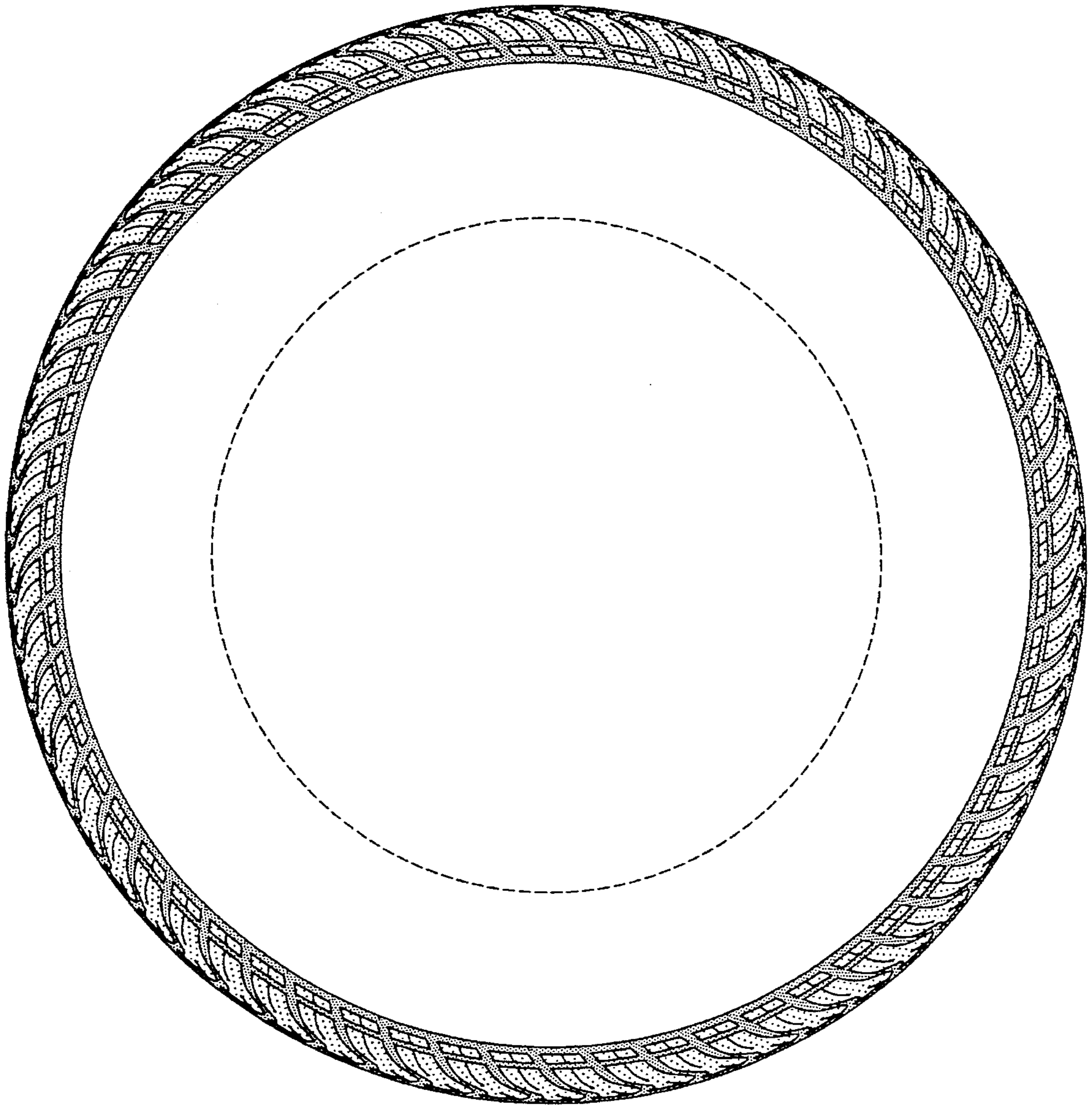


FIG-3




FIG-4