



US00D365063S

United States Patent [19]

[11] Patent Number: **Des. 365,063**

Lurois et al.

[45] Date of Patent: ****Dec. 12, 1995**

[54] **TIRE**

[75] Inventors: **Patrick Lurois**, Greenville; **Ralston H. Moore**, Fountain Inn, both of S.C.

[73] Assignee: **Michelin Recherche et Technique, S.A.**, Granges-Paccot, Switzerland

[**] Term: **14 Years**

[21] Appl. No.: **26,583**

[22] Filed: **Aug. 1, 1994**

[52] U.S. Cl. **D12/147**

[58] Field of Search **D12/136, 140, D12/145-148; 152/209 R, 209 B, 209 D**

[56] **References Cited**

U.S. PATENT DOCUMENTS

D. 283,698	5/1986	Kawabata et al.	D12/147
D. 293,664	1/1988	Hayakawa et al.	D12/146
D. 310,056	8/1990	Martin et al.	D12/147
D. 317,741	6/1991	Kuroda	D12/147
D. 331,554	12/1992	Dixon	D12/147
D. 350,095	8/1994	Anderson et al.	D12/147
D. 350,099	8/1994	Manestar	D12/147
D. 350,925	9/1994	Manestar	D12/147
5,200,008	4/1993	Enterline et al.	152/209 R

OTHER PUBLICATIONS

1993 Tread Design Guide, p. 60, Riken Road Arrow AP70 Tire, top right side of page.

1994 Tread Design Guide, p. 14, Cordovan Grand Prix

Radial G/T 70 Tire, third row down from top, center of page. Tread Design Guide 1992 p. 67: Sears Superguard Response.

Tread Design Guide 1992 p. 25: Concorde Calibre and HP.

Tread Design Guide 1992 p. 30: Dean Quasar Radial.

Primary Examiner—James M. Gandy

Attorney, Agent, or Firm—Robert R. Reed; Russell W. Warnock

[57] **CLAIM**

The ornamental design for a tire, as shown and described.

DESCRIPTION

FIG. 1 is a perspective view of a tire showing our new design, it being understood that the tread pattern is repeated uniformly throughout the circumference thereof and the opposite side is the same as that shown;

FIG. 2 is an enlarged fragmentary front elevation view of the tread thereof; and,

FIG. 3 is an enlarged fragmentary front elevation view of the tread of a tire showing a second embodiment of our new design, it being understood that the tread pattern is repeated uniformly throughout the circumference of the tire as in the FIG. 1 illustration of the first embodiment and that the sides are the same as the first embodiment.

1 Claim, 3 Drawing Sheets

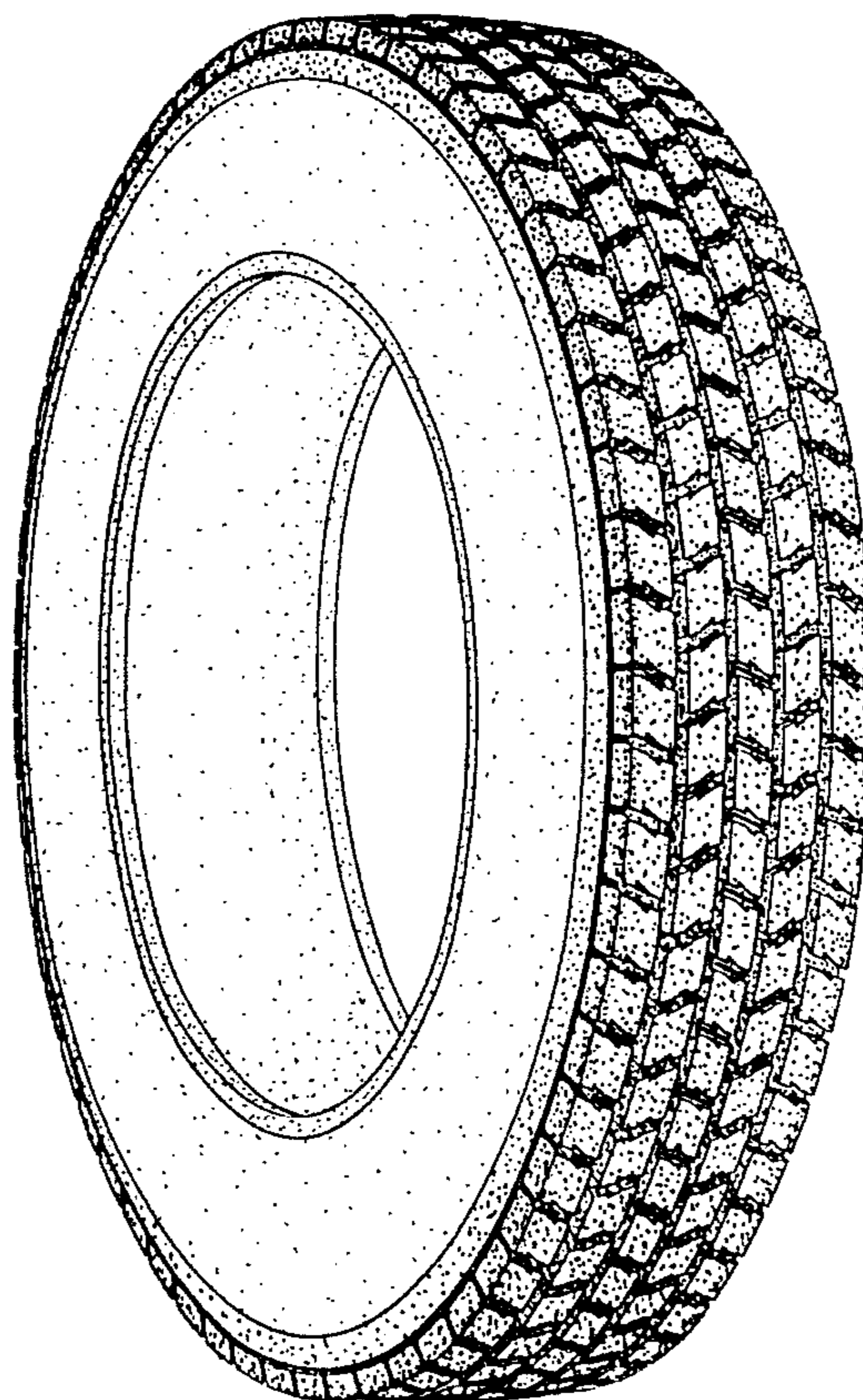


Fig. 1

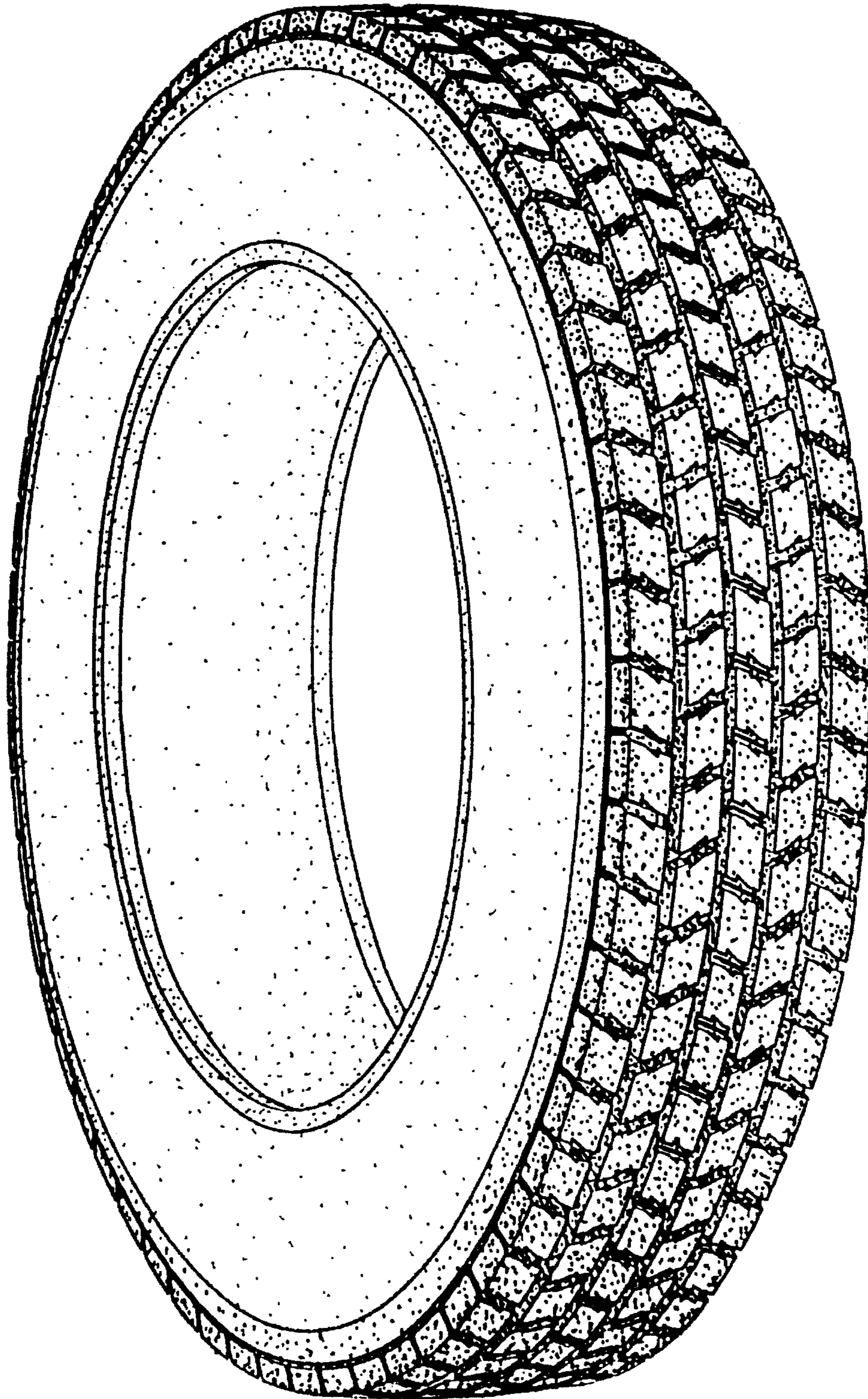


Fig. 2

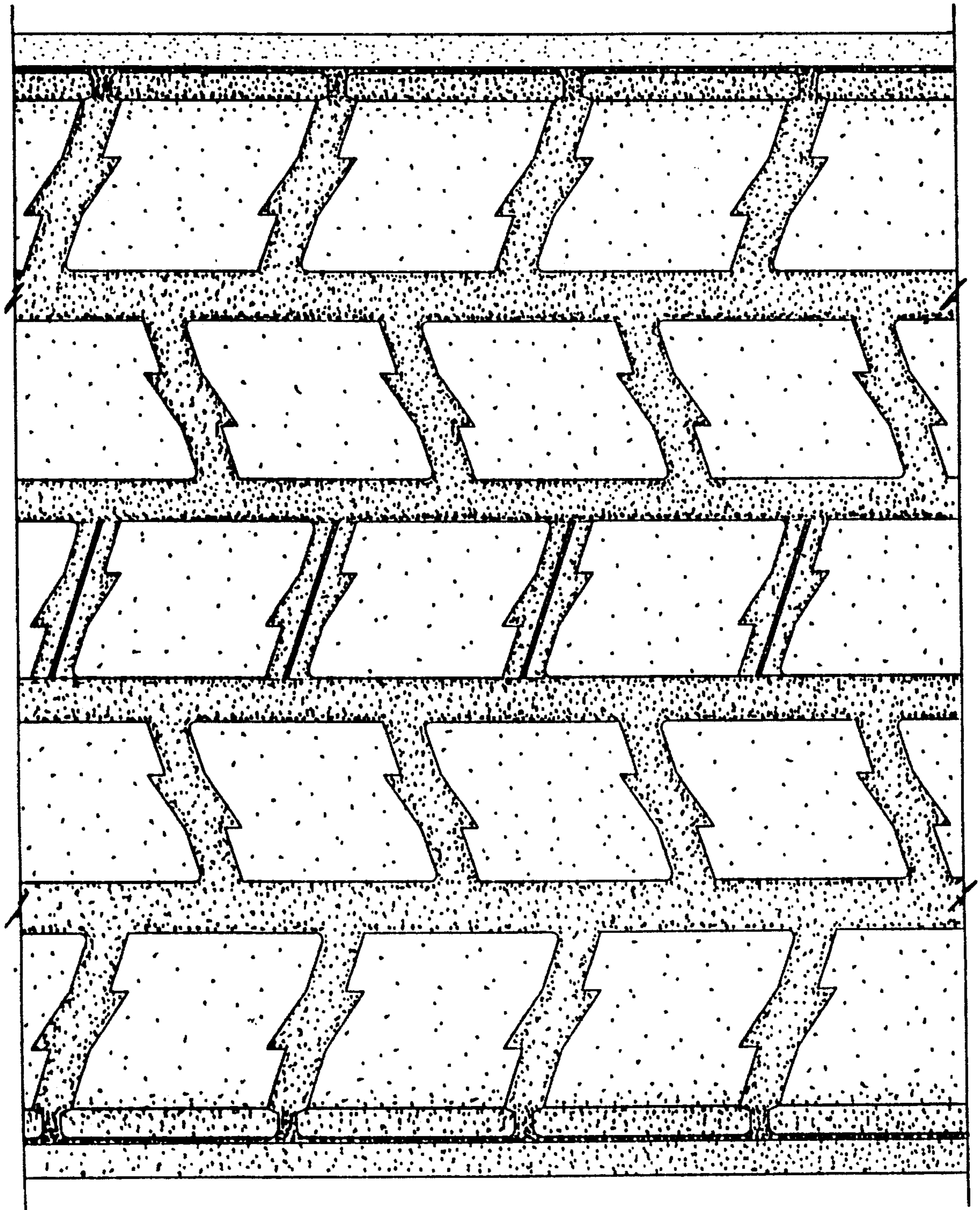


Fig. 3

