



US00D365037S

United States Patent [19]
Huang

[11] **Patent Number:** **Des. 365,037**
[45] **Date of Patent:** ****Dec. 12, 1995**

[54] **BELL**
[76] **Inventor:** **Chung-Shyan Huang**, No. 1-1, Chang Mar Street, Hsiu Shui Hsiang, Chang Hua Hsien, Taiwan
[**] **Term:** **14 Years**
[21] **Appl. No.:** **20,469**
[22] **Filed:** **Mar. 28, 1994**
[52] **U.S. Cl.** **D10/116**
[58] **Field of Search** D10/104, 116, D10/118, 119, 120, 121; 116/148, 149, 150, 170, 171, 172; D11/48, 49, 79, 80, 127; D21/187

D. 338,422 8/1993 Huang D10/116

Primary Examiner—Wallace R. Burke
Assistant Examiner—Marcus Jackson
Attorney, Agent, or Firm—Charles E. Baxley

[57] **CLAIM**

The ornamental design for a bell, as shown and described.



DESCRIPTION

FIG. 1 is a front perspective view of a bell showing my new design;
FIG. 2 is a front elevational view thereof;
FIG. 3 is a left side elevational view thereof;
FIG. 4 is a right side elevational view thereof;
FIG. 5 is a top plane view thereof;
FIG. 6 is a bottom plane view thereof; and,
FIG. 7 is a rear elevational view thereof.

[56] **References Cited**
U.S. PATENT DOCUMENTS

D. 331,721 12/1992 Shyan D10/116
D. 335,832 5/1993 Chen D10/116

1 Claim, 1 Drawing Sheet



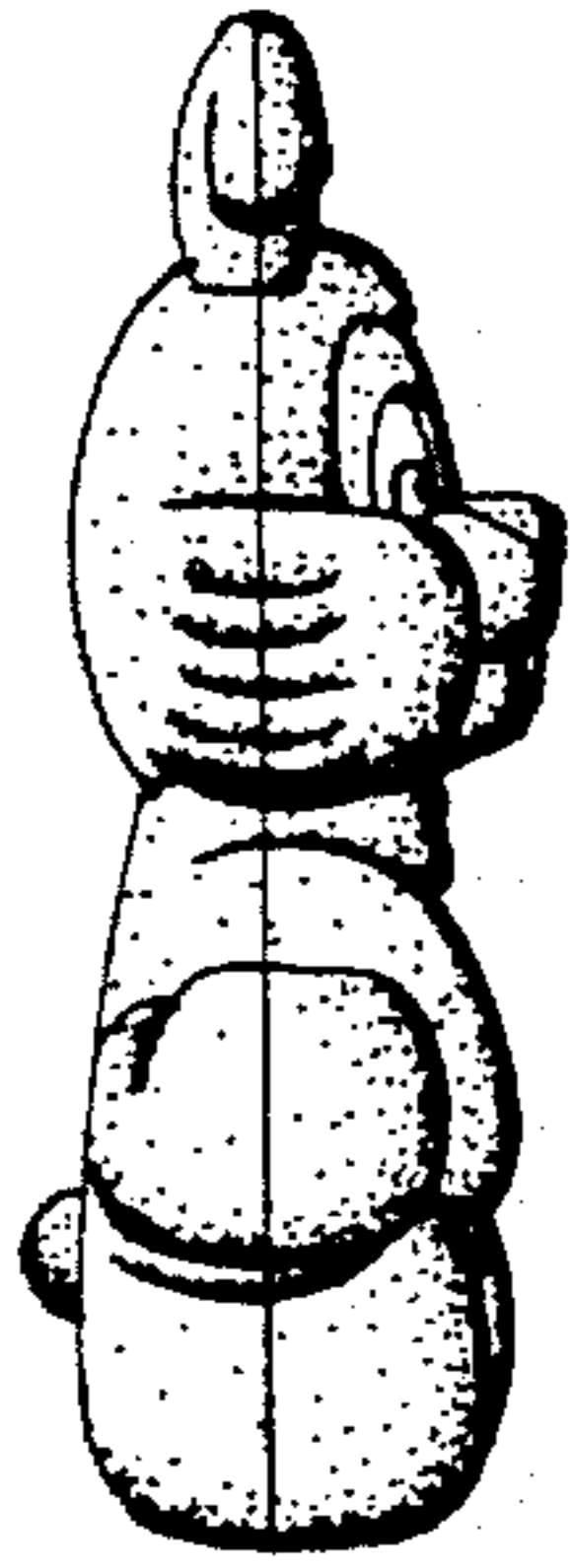


Fig 3




Fig 2




Fig 7

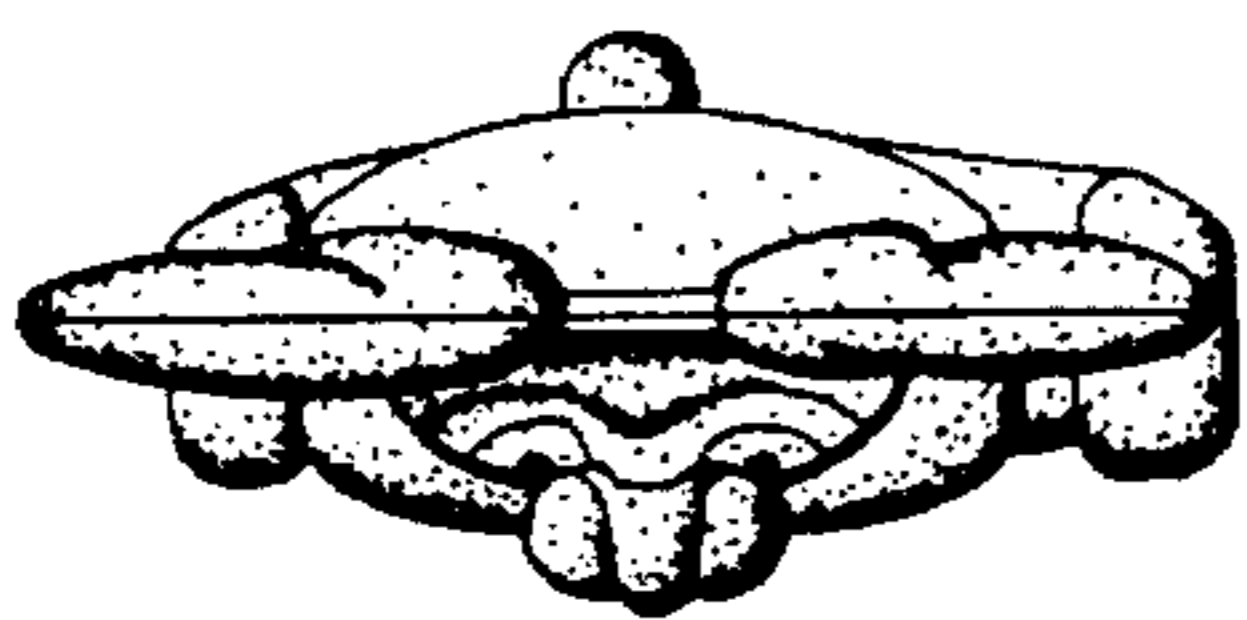


Fig 5

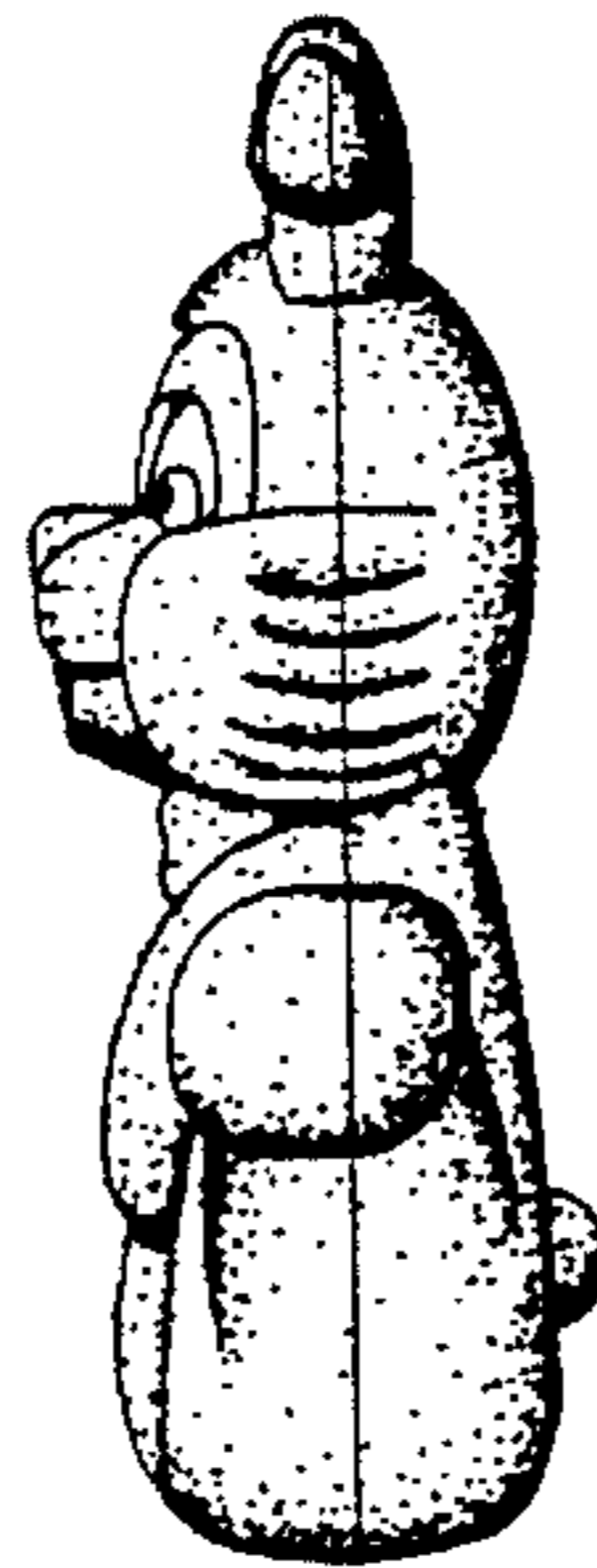


Fig 4

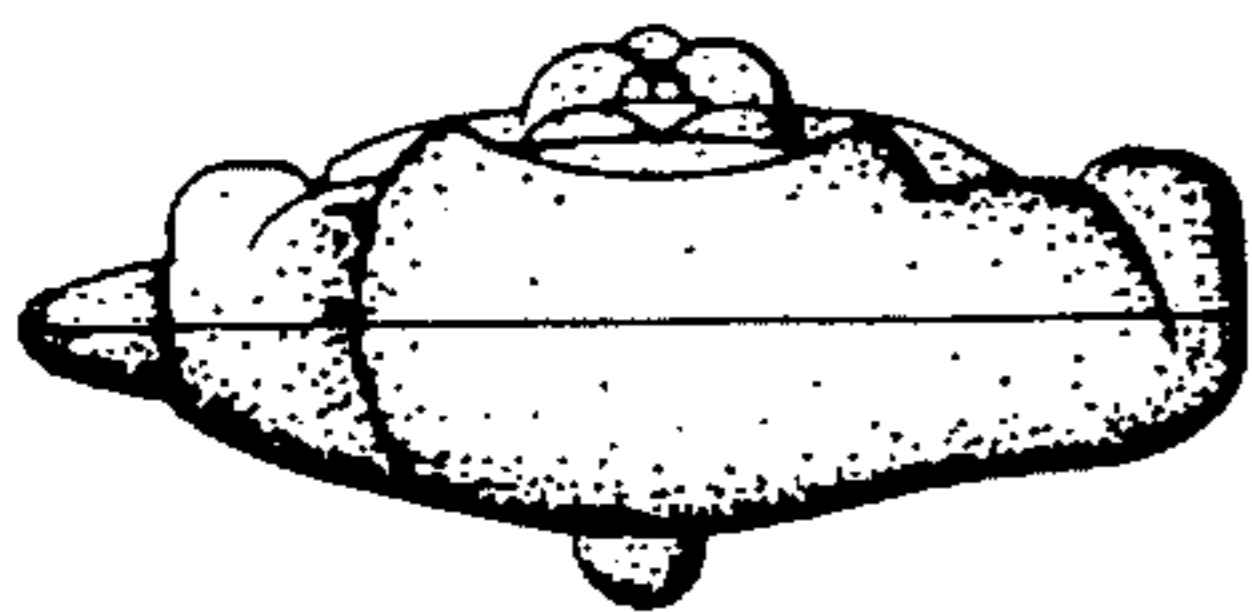


Fig 6




Fig 1