



US00D365036S

United States Patent [19]

[11] Patent Number: **Des. 365,036**

Jones

[45] Date of Patent: ****Dec. 12, 1995**

[54] **INDICATOR POLE FOR TOWED VEHICLES**

4,846,094 7/1989 Woods 116/31
4,908,249 3/1990 Lines 40/606

[76] Inventor: **W. Bruce Jones**, 805 Burroughs, East Alton, Ill. 62024

Primary Examiner—A. Hugo Word
Assistant Examiner—Marcus Jackson
Attorney, Agent, or Firm—David L. Baker; Rhodes & Ascolillo

[**] Term: **14 Years**

[21] Appl. No.: **20,159**

[57] CLAIM

[22] Filed: **Mar. 21, 1994**

The ornamental design for an indicator pole for towed vehicles, as shown and described.

[52] U.S. Cl. **D10/109**; D10/110

[58] Field of Search D10/109, 110, D10/111, 121, 117; D12/162; 116/28 A, 28 R, 29, 33

DESCRIPTION

[56] References Cited

FIG. 1 is a reduced perspective view of an indicator pole for towed vehicles showing my new design, with the broken line showing for illustrative purposes only and forming no part of the claimed design;

U.S. PATENT DOCUMENTS

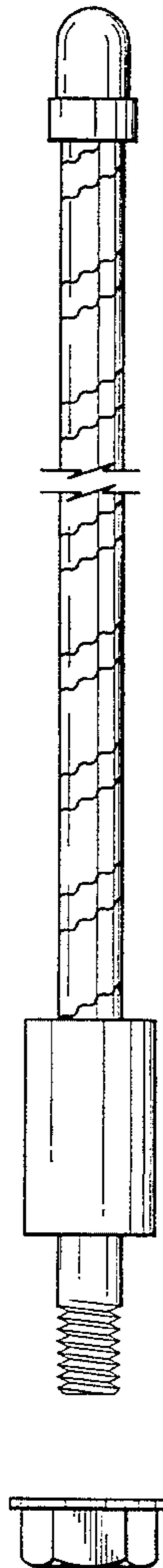
D. 223,192	3/1972	Gertler	D10/111
D. 244,917	7/1977	Lewis	D10/109
D. 279,092	6/1985	Snaper	D10/110
D. 328,261	7/1992	Weaks	D10/110
D. 328,442	8/1992	Sloan	D10/111
D. 351,115	10/1994	Valdez	D10/114
1,984,817	12/1934	Stein	D26/28
3,520,273	7/1970	Daifotes	D10/114

FIG. 2 is an enlarged explored front elevational view thereof, with the opposite sides being a mirror image, and with the pole broken away in the center for clarity of illustration only;

FIG. 3 is a top plan view; and,

FIG. 4 is a bottom plan view.

1 Claim, 2 Drawing Sheets



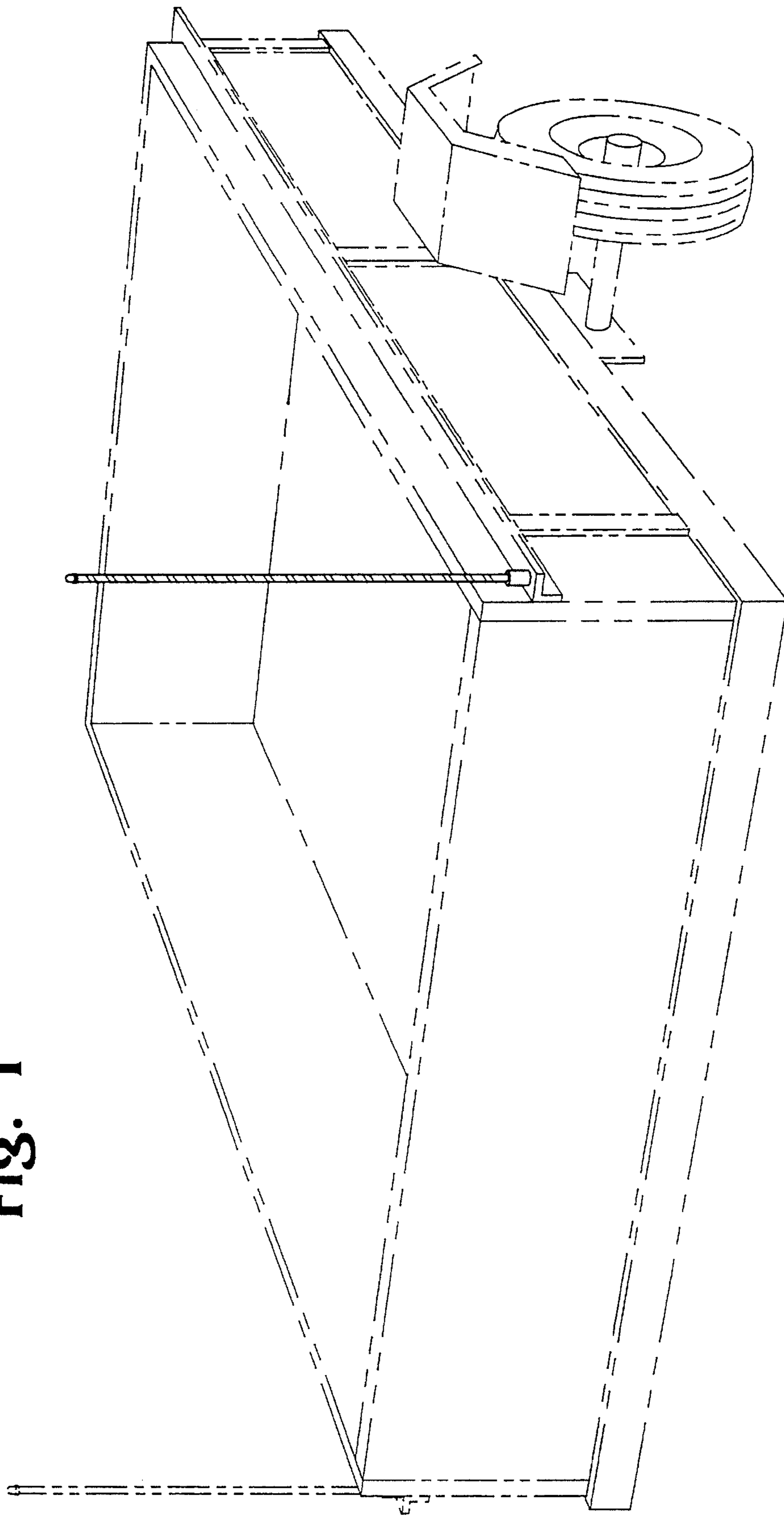


Fig. 1

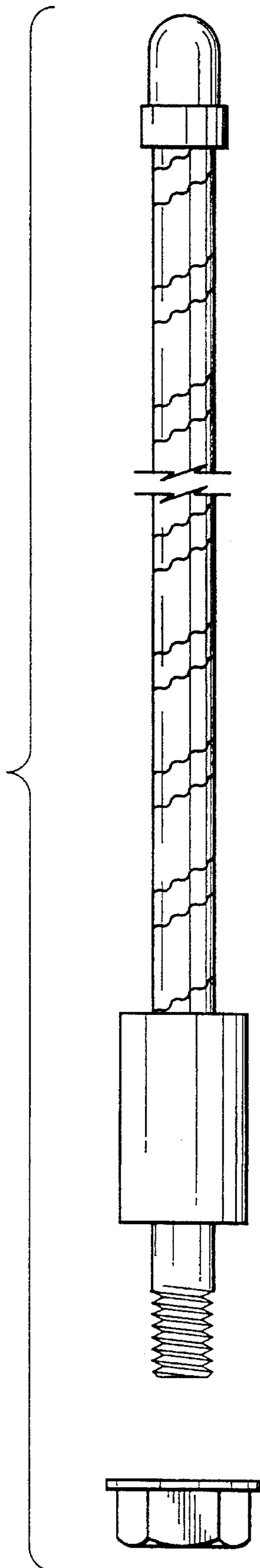


Fig. 2

Fig. 3

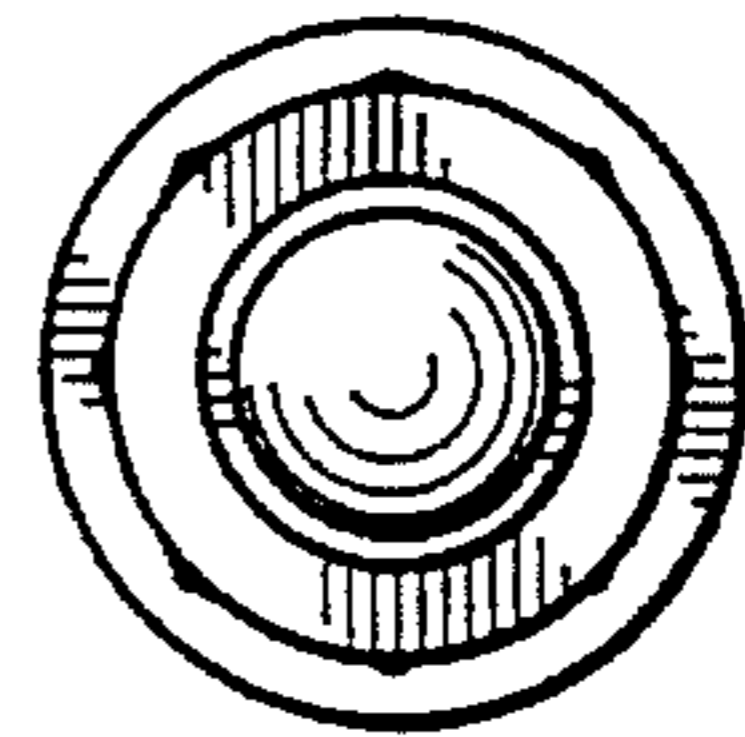


Fig. 4

