



US00D365028S

United States Patent [19]
Tonohori

[11] **Patent Number: Des. 365,028**

[45] **Date of Patent: **Dec. 12, 1995**

[54] **WRIST WATCH CASE**

D. 357,636 4/1995 Riley D10/30

[75] Inventor: **Ryuji Tonohori**, Tokyo, Japan

[73] Assignee: **Citizen Watch Co., Ltd.**, Tokyo, Japan

[**] Term: **14 Years**

[21] Appl. No.: **35,190**

[22] Filed: **Feb. 22, 1995**

[30] **Foreign Application Priority Data**

Aug. 30, 1994 [JP] Japan 6-25860

[52] **U.S. Cl.** **D10/30**

[58] **Field of Search** D10/1-40, 122-132;
368/280-282, 276-277, 285

[56] **References Cited**

U.S. PATENT DOCUMENTS

D. 172,992 9/1954 Schwankhaus D10/38

D. 320,749 10/1991 Tsukahara D10/39

D. 325,353 4/1992 Meyer D10/30 X

D. 349,062 7/1994 Goto D10/39

OTHER PUBLICATIONS

Hong Kong Enterprise—Jun. 1990 p. N/A watches at right.

Primary Examiner—Nelson C. Holtje
Attorney, Agent, or Firm—Beveridge, DeGrandi, Weilacher & Young

[57] **CLAIM**

The ornamental design for a wrist watch case, as shown and described.

DESCRIPTION

FIG. 1 is a perspective view of the wrist watch case; FIG. 2 is a front plan view of the wrist watch case; FIG. 3 is a rear plan view of the wrist watch case; FIG. 4 is a left side view of the wrist watch case; FIG. 5 is a right side view of the wrist watch case; FIG. 6 is a top plan view of the wrist watch case; and, FIG. 7 is a bottom plan view of the wrist watch case.

1 Claim, 2 Drawing Sheets




FIG. 1




FIG. 2




FIG. 3




FIG.4




FIG.5




FIG.6




FIG.7

