



US00D365019S

United States Patent [19]
Rich

[11] **Patent Number: Des. 365,019**

[45] **Date of Patent: **Dec. 12, 1995**

[54] **DOOR BRACE**

[76] Inventor: **Rolland W. Rich**, P.O. Box 725,
Americas, Ga. 31709

[**] Term: **14 Years**

[21] Appl. No.: **11,174**

[22] Filed: **Jul. 28, 1993**

[52] U.S. Cl. **D8/402**

[58] **Field of Search** D8/349, 354, 376,
D8/402; 52/127.2, 749, DIG. 1; 292/288,
338, 339, DIG. 15

[56] **References Cited**

U.S. PATENT DOCUMENTS

3,583,743	6/1971	Newell	292/288 X
5,131,701	7/1992	Stepniewski	292/339
5,333,922	8/1994	Jones	292/339

Primary Examiner—Terry A. Wallace
Assistant Examiner—Nanda Bondade
Attorney, Agent, or Firm—Popham, Haik, Schnobrich &
Kaufman, Ltd.

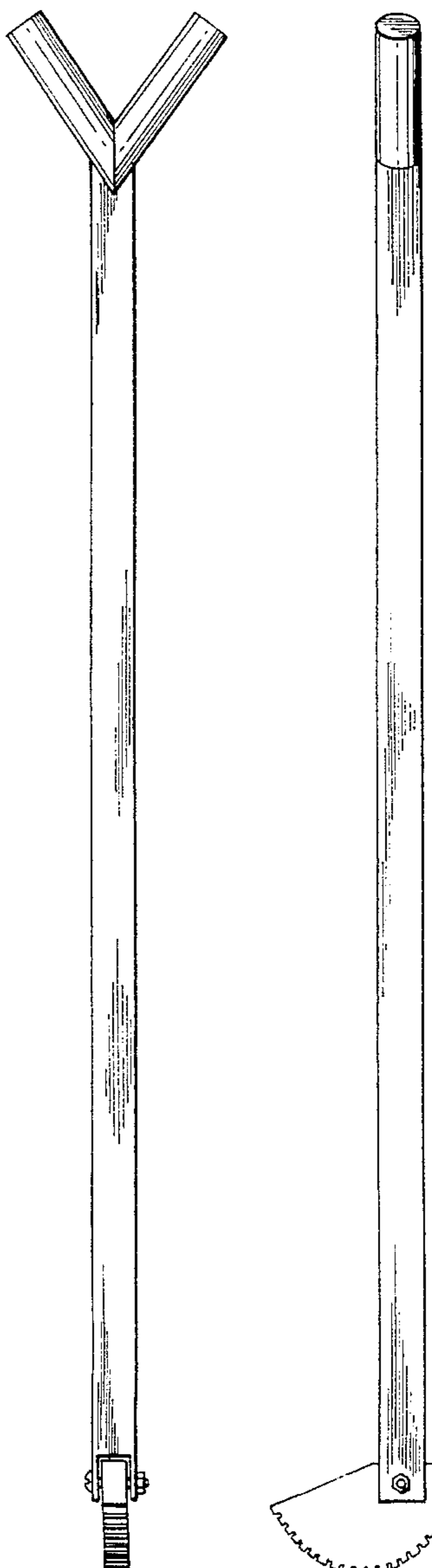
[57] **CLAIM**

The ornamental design for a door brace, as shown and described.

DESCRIPTION

FIG. 1 is a front elevational view of a door brace showing my new design;
FIG. 2 is a right side elevational view thereof, with the left side being a mirror image;
FIG. 3 is a rear elevational view thereof;
FIG. 4 is a top plan view thereof; and,
FIG. 5 is a bottom plan view thereof.

1 Claim, 1 Drawing Sheet



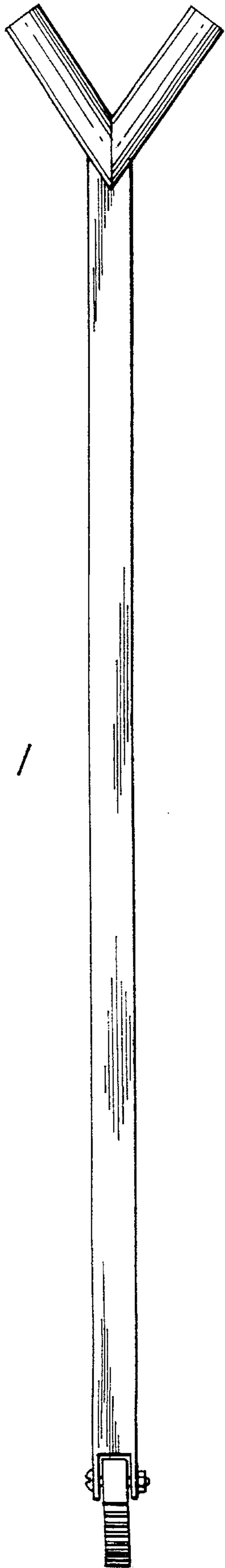


FIG. 1

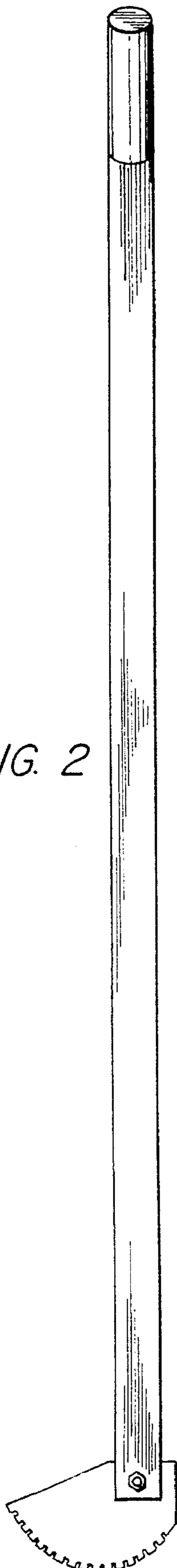


FIG. 2

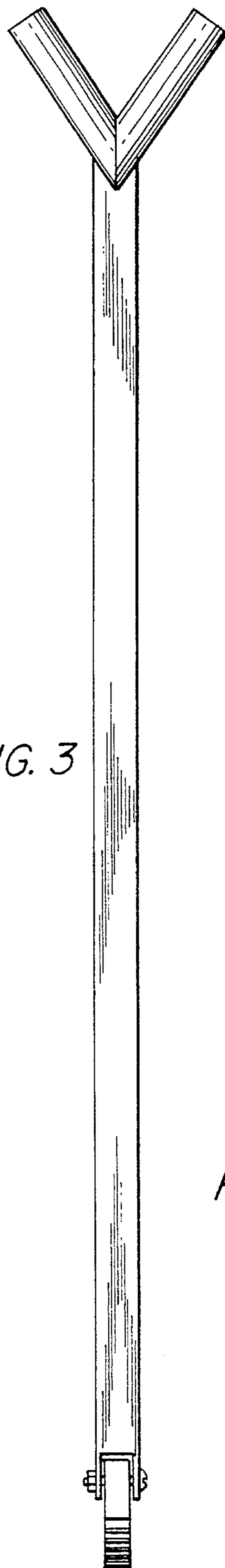


FIG. 3

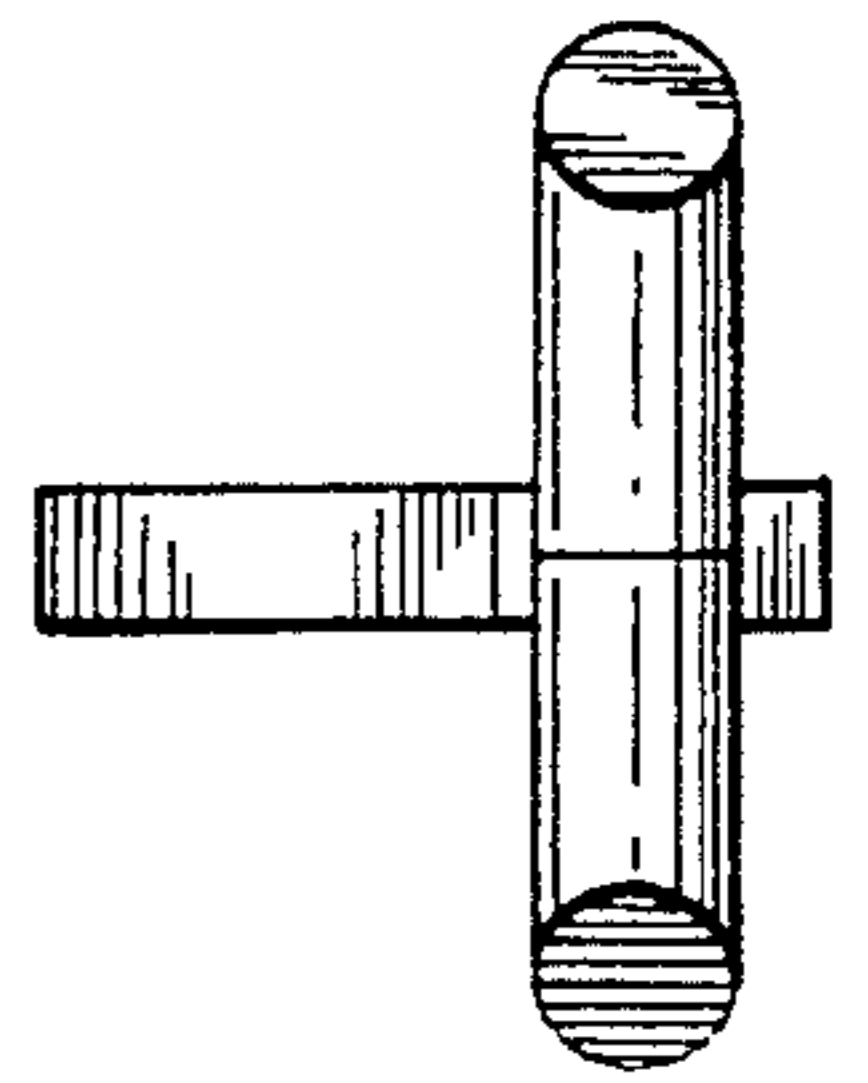


FIG. 4

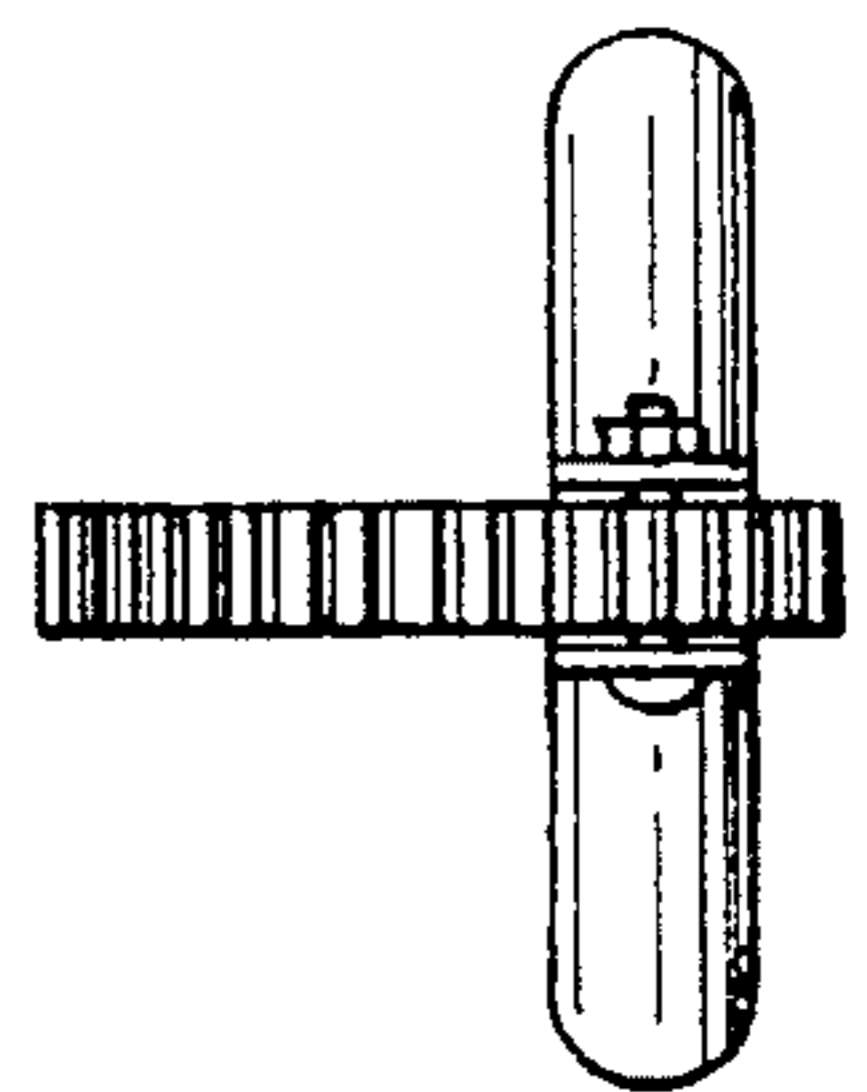


FIG. 5