



US00D365015S

United States Patent [19]

[11] Patent Number: **Des. 365,015**

Avinger

[45] Date of Patent: ****Dec. 12, 1995**

[54] **WREATH HANGER**

3,140,849	7/1964	Garr et al.	248/304
3,511,461	5/1970	Clark	248/27.8
3,536,287	10/1970	Kramer	248/301
5,014,948	5/1991	Asaro et al.	248/215

[75] Inventor: **Andrew G. Avinger**, Lubbock, Tex.

[73] Assignee: **Gary Products Group, Inc.**, Lubbock, Tex.

FOREIGN PATENT DOCUMENTS

12044	5/1899	United Kingdom	248/215
149570	8/1920	United Kingdom	248/215

[**] Term: **14 Years**

[21] Appl. No.: **22,792**

Primary Examiner—A. Hugo Word
Assistant Examiner—Holly Baynham
Attorney, Agent, or Firm—Ross, Clapp, Korn & Montgomery

[22] Filed: **May 12, 1994**

[52] U.S. Cl. **D8/373; D8/367**

[58] Field of Search D8/373, 367; D11/210; 248/317, 215, 229, 302, 303; D6/323

[57] CLAIM

The ornamental design for wreath hanger, as shown and described.

[56] References Cited

U.S. PATENT DOCUMENTS

D. 25,865	8/1896	McDonald	D8/367
D. 216,359	12/1969	Feuerer	D8/367
D. 248,910	8/1978	DeFilippo	D6/556
D. 301,012	5/1989	Possemato	D8/373
D. 304,545	11/1989	Hurrelbrink	D8/373
D. 305,299	1/1990	Freeman	D8/373
D. 307,384	4/1990	Phillips	D8/373
D. 353,992	1/1995	Dombrowski et al.	D8/373
873,488	12/1907	DeBeaumont et al. .	
3,112,911	12/1963	Cornwell	248/215

DESCRIPTION

FIG. 1 is a left side elevation view of the wreath hanger showing my new design;
FIG. 2 is a front elevation view thereof;
FIG. 3 is a right side elevation view thereof;
FIG. 4 is a front perspective view thereof;
FIG. 5 is a top plan view thereof; and,
FIG. 6 is a bottom plan view thereof.

1 Claim, 2 Drawing Sheets

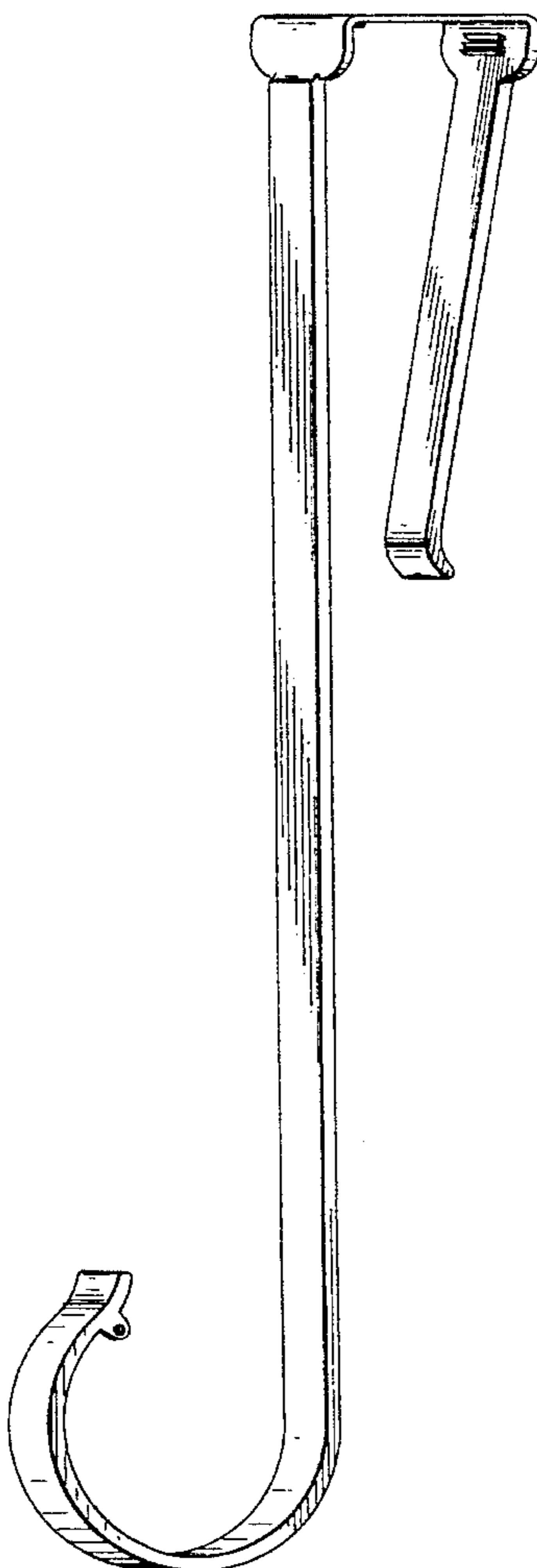


FIG. 1




FIG. 2

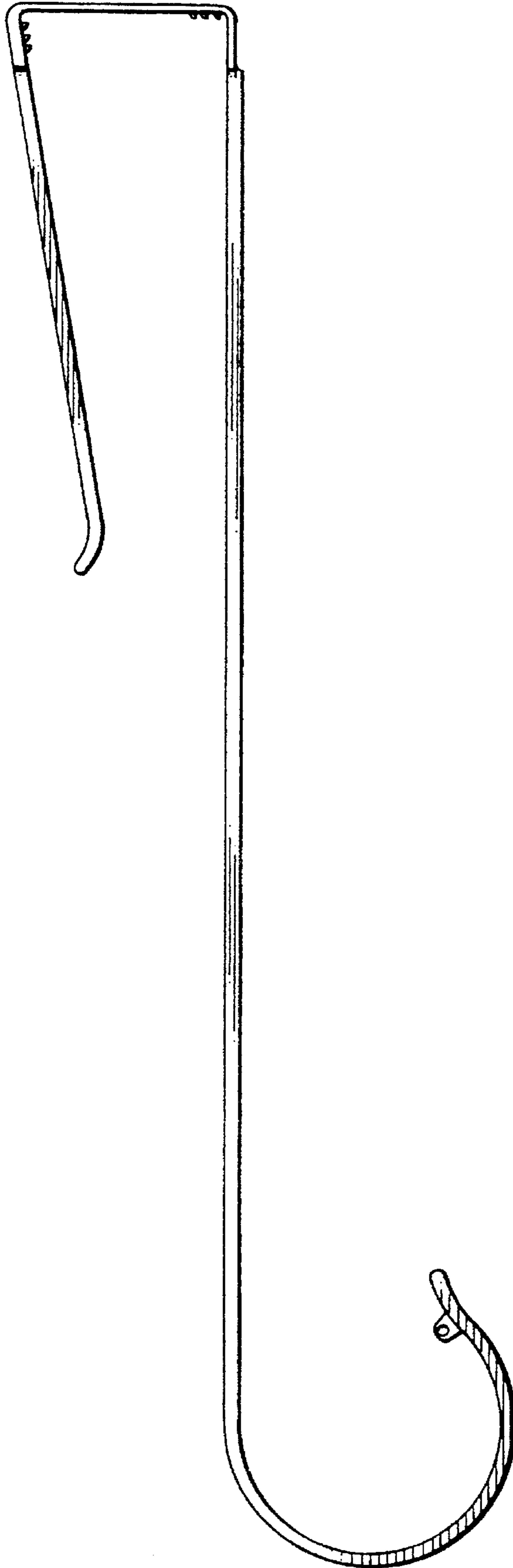


FIG. 3




FIG. 4

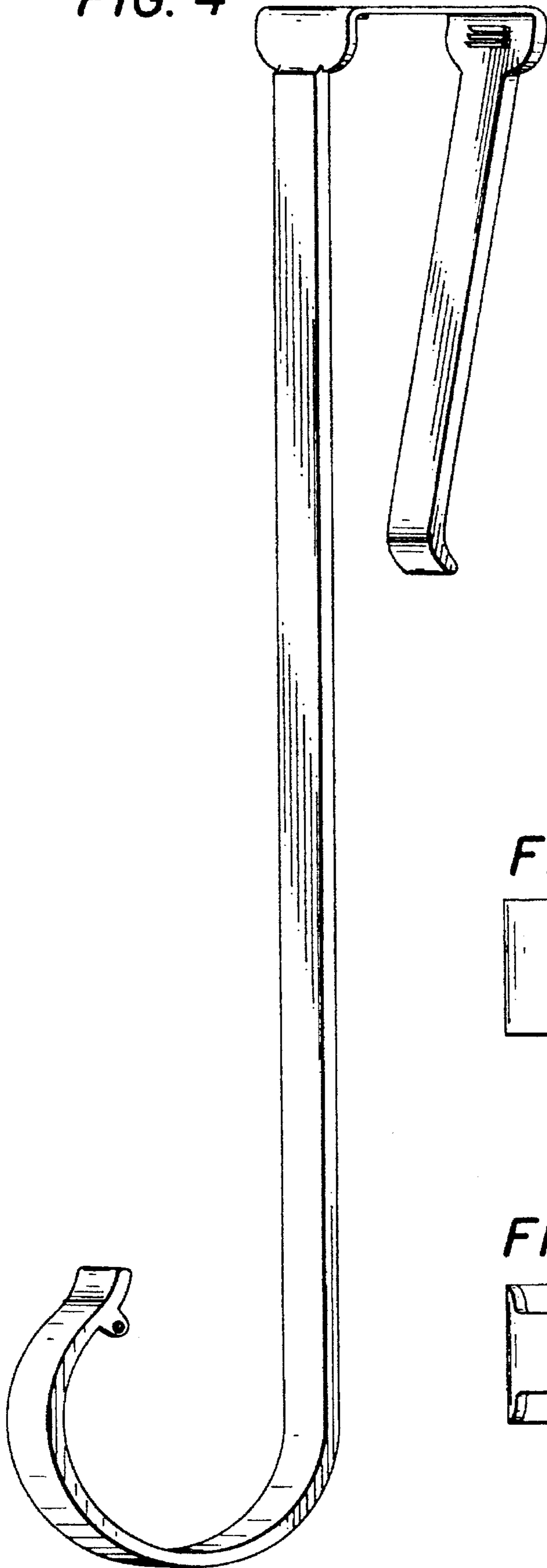


FIG. 5

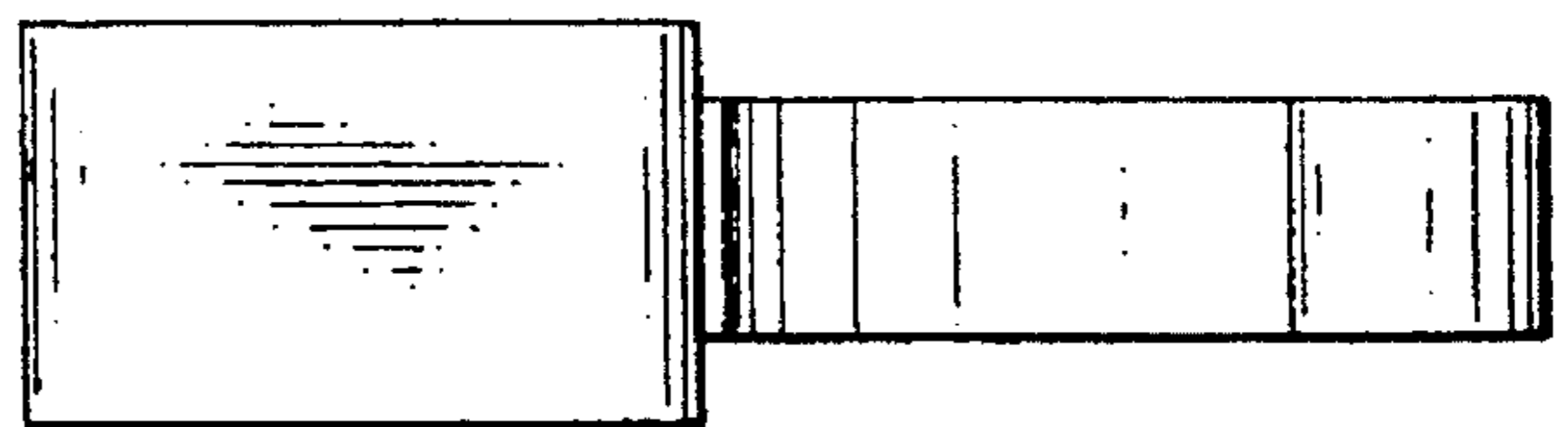


FIG. 6

