



US00D365005S

United States Patent [19] Birkholz

[11] **Patent Number: Des. 365,005**
[45] **Date of Patent: **Dec. 12, 1995**

[54] **SCISSORS**

5,097,599 3/1992 Hasegawa 7/135
5,119,561 6/1992 Olds 30/254

[75] Inventor: **Douglas J. Birkholz**, De Forest, Wis.

[73] Assignee: **Fiskars Inc.**, Madison, Wis.

[**] Term: **14 Years**

[21] Appl. No.: **34,445**

[22] Filed: **Feb. 6, 1995**

Related U.S. Application Data

[63] Continuation-in-part of Ser. No. 26,538, Aug. 1, 1994, Pat. No. Des. 361,705, which is a continuation-in-part of Ser. No. 17,419, Jan. 12, 1994, Pat. No. Des. 354,423.

[52] **U.S. Cl.** **D8/57**

[58] **Field of Search** D8/57, 98; D24/148;
30/252, 253, 254, 255, 261, 232, 233; 7/125,
132, 134-135, 151

[56] References Cited

U.S. PATENT DOCUMENTS

D. 161,004	11/1950	Cook	D8/57
D. 250,629	12/1978	Bäckström	D8/57
D. 256,215	8/1980	Chen	D8/57
D. 296,295	6/1988	Cain	D8/57
D. 329,792	9/1992	Chen	D8/57
D. 337,248	7/1993	Tanfoglio	D8/57
D. 340,854	11/1993	Shimoharaguchi	D8/98
3,004,339	10/1961	Townshend, Jr.	30/233
3,972,333	8/1976	Leveen	128/318
4,212,305	7/1980	Lahay	128/354

OTHER PUBLICATIONS

Hoffritz Catalog, Jun. 12, 1988, p. 37 (Nail Nippers, Item 37A).

HKE, Nov. 1988, p. 178 (Scissors, Item SH-01).

Industrial Design, Jun. 1956, p. 80.

Hong Kong Enterprise, Oct. 1993 p. 747 (Scissors Item G001).

Primary Examiner—Ted Shooman

Assistant Examiner—Adir Aronovich

Attorney, Agent, or Firm—Foley & Lardner

[57] CLAIM

The ornamental design for a scissors, as shown and described.

DESCRIPTION

FIG. 1 is a perspective view of the scissors showing my new design;

FIG. 2 is a front elevational view thereof;

FIG. 3 is a top plan view thereof;

FIG. 4 is a left side elevational view thereof;

FIG. 5 is a right side elevational view thereof;

FIG. 6 is a sectional view taken along line 6—6 of FIG. 2; and,

FIG. 7 is a sectional view taken along line 7—7 of FIG. 2.

The broken line illustration of the blade and its attachment to the scissors is for illustrative purposes only and forms no part of the claimed design.

1 Claim, 2 Drawing Sheets

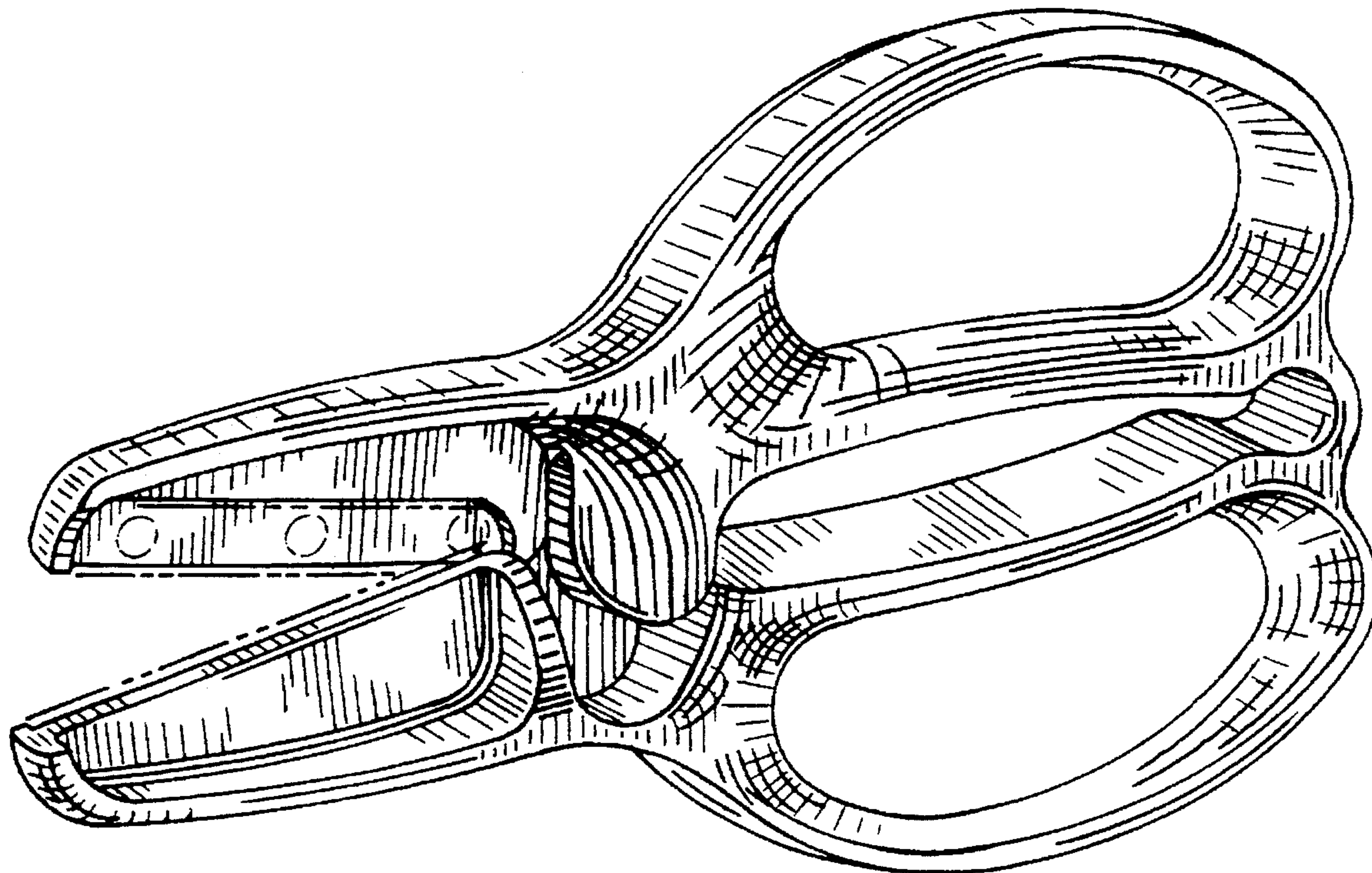


FIG. 1

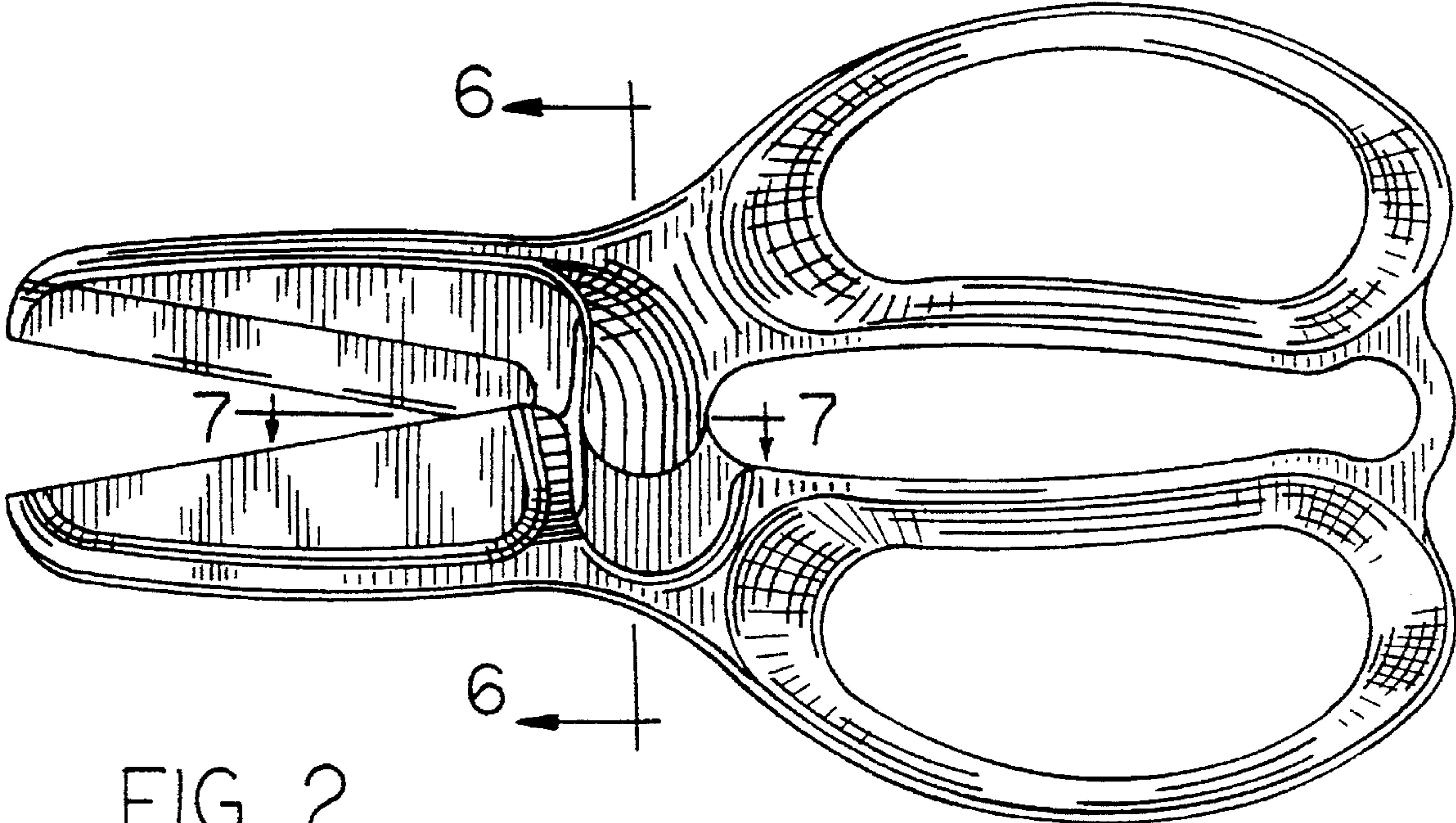
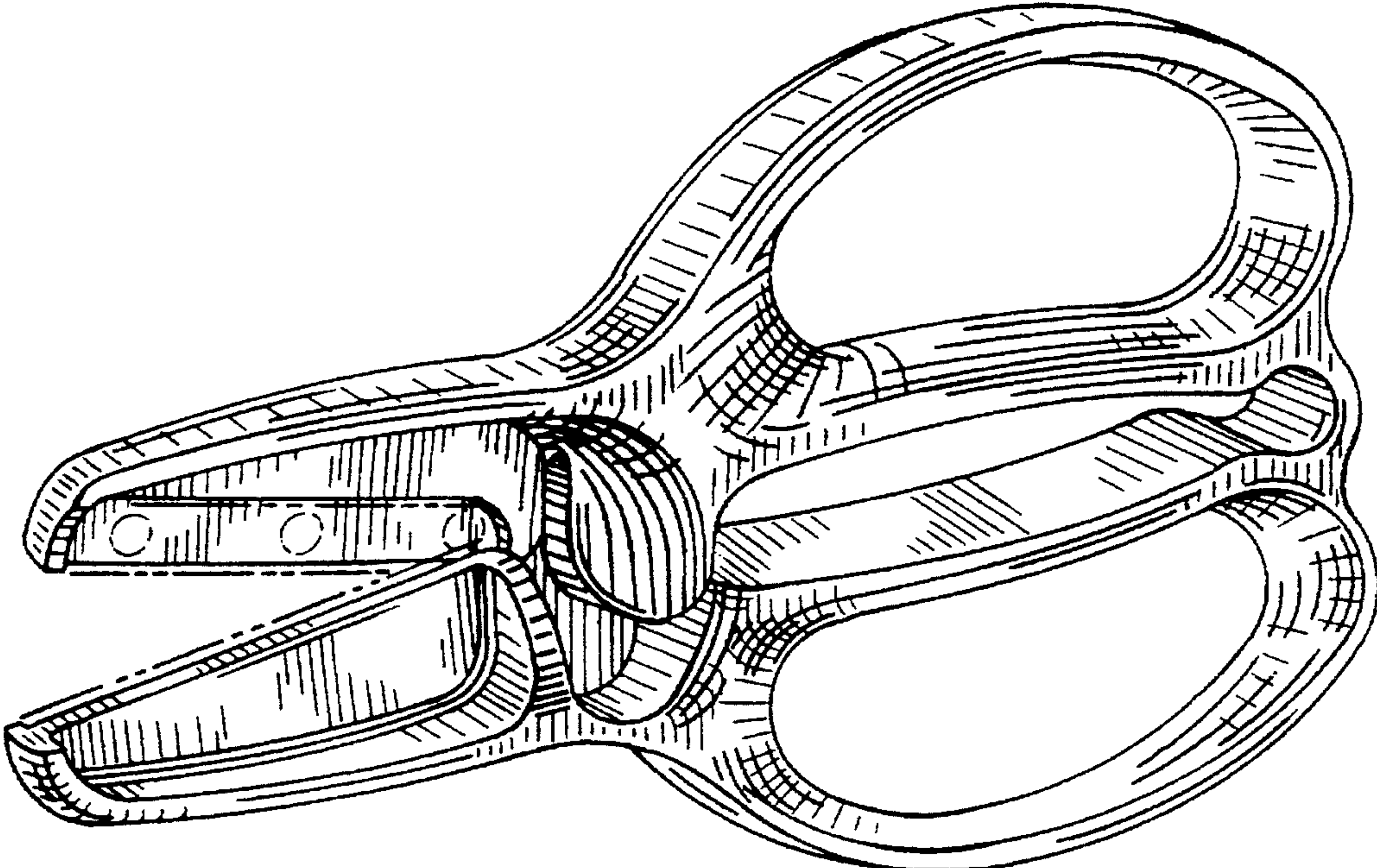


FIG. 2

FIG. 3





FIG. 4




FIG. 5

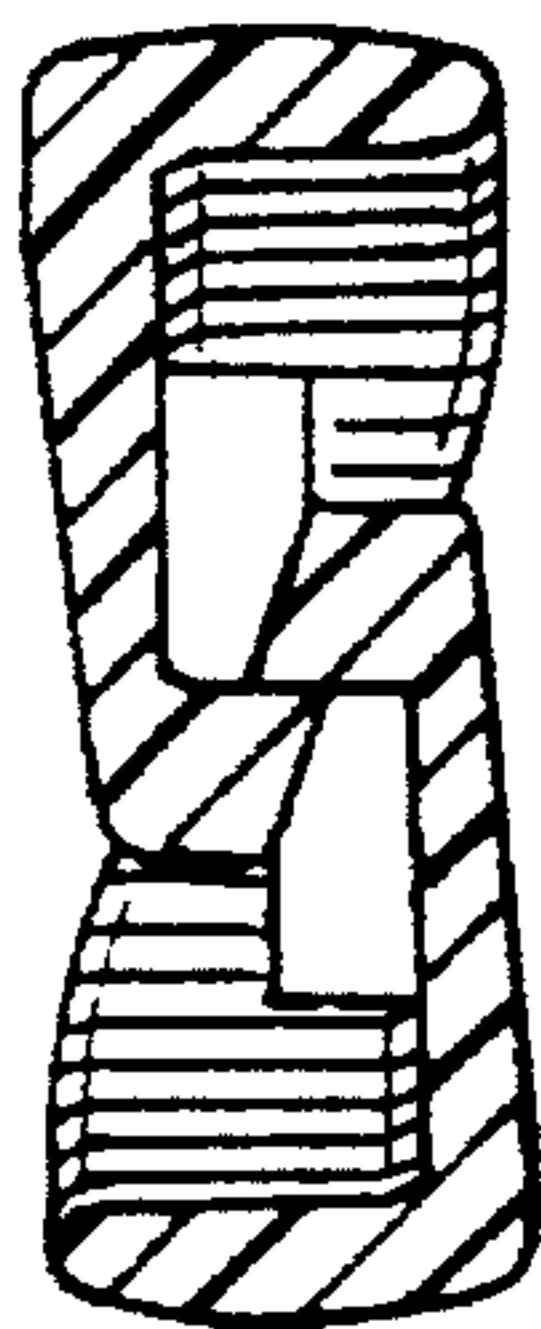


FIG. 6




FIG. 7