



US00D364998S

United States Patent [19] Held

[11] Patent Number: **Des. 364,998**

[45] Date of Patent: ****Dec. 12, 1995**

[54] BOWL

[76] Inventor: **Wolfgang Held**, Holzlütweg 7, A-6971
Hard, Austria

[**] Term: **14 Years**

[21] Appl. No.: **14,616**

[22] Filed: **Oct. 26, 1993**

[30] Foreign Application Priority Data

Apr. 26, 1993 [DE] Germany M 93 03 109.2

[52] U.S. Cl. **D7/545; D7/543; D7/585**

[58] Field of Search D7/500, 543, 545,
D7/546, 550, 554, 555, 562, 584, 586,
588, 624, 396.4, 396.5, 354, 505; 220/555,
556, 575

[56] References Cited

U.S. PATENT DOCUMENTS

D. 292,165 10/1987 Oh D7/354 X
D. 347,963 6/1994 Pretzch D7/354 X
D. 348,805 7/1994 Cautereels D7/550 X

D. 350,669 9/1994 Conti D7/354 X
D. 351,763 10/1994 Doxey D7/562 X
3,099,377 7/1963 Metzler et al. D7/584 X
3,797,796 3/1974 Lansdowne D7/624 X

FOREIGN PATENT DOCUMENTS

511634 8/1939 United Kingdom D7/545 X

Primary Examiner—Alan P. Douglas
Assistant Examiner—M. N. Pandozzi
Attorney, Agent, or Firm—Speckman, Pauley & Fejer

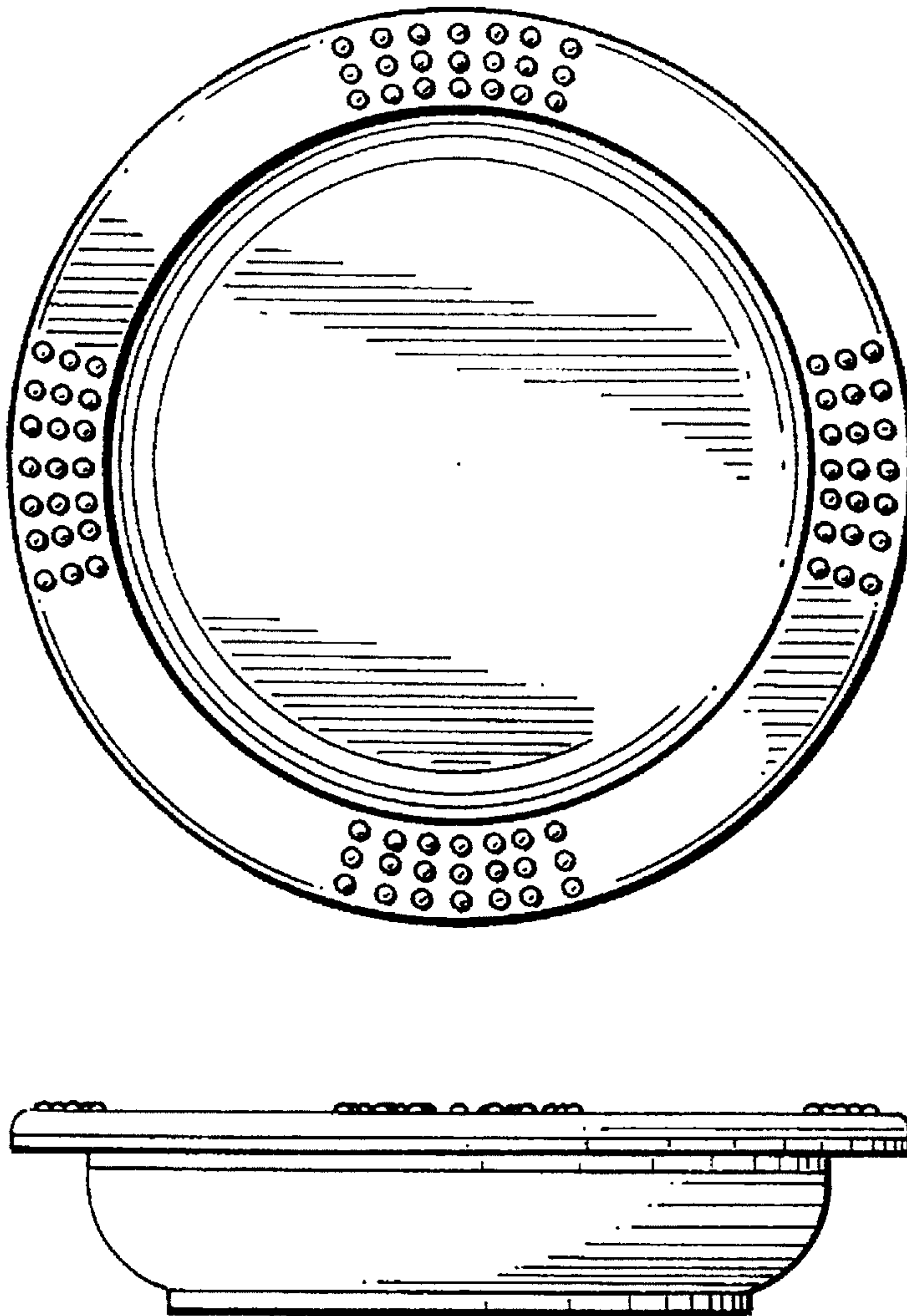
[57] CLAIM

The ornamental design for a bowl, as shown and described.

DESCRIPTION

FIG. 1 is a plan view of a bowl, according to one preferred embodiment of this invention;
FIG. 2 is a left side view of the bowl shown in FIG. 1;
FIG. 3 is a front view of the bowl shown in FIG. 1;
FIG. 4 is a right side view of the bowl shown in FIG. 1;
FIG. 5 is a rear view of the bowl shown in FIG. 1; and,
FIG. 6 is a bottom view of the bowl shown in FIG. 1.

1 Claim, 1 Drawing Sheet



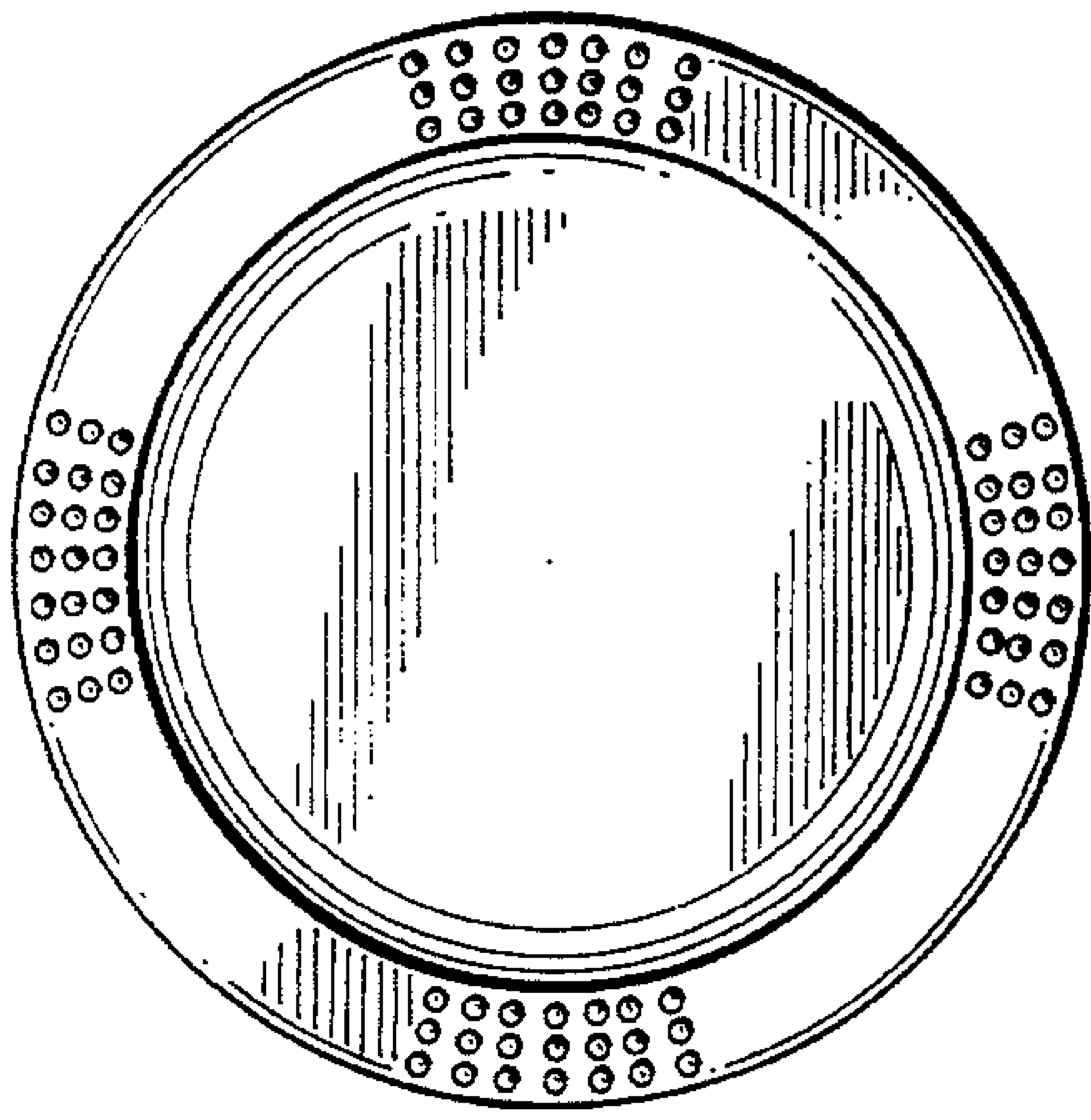


FIG. 1



FIG. 2




FIG. 3




FIG. 4




FIG. 5

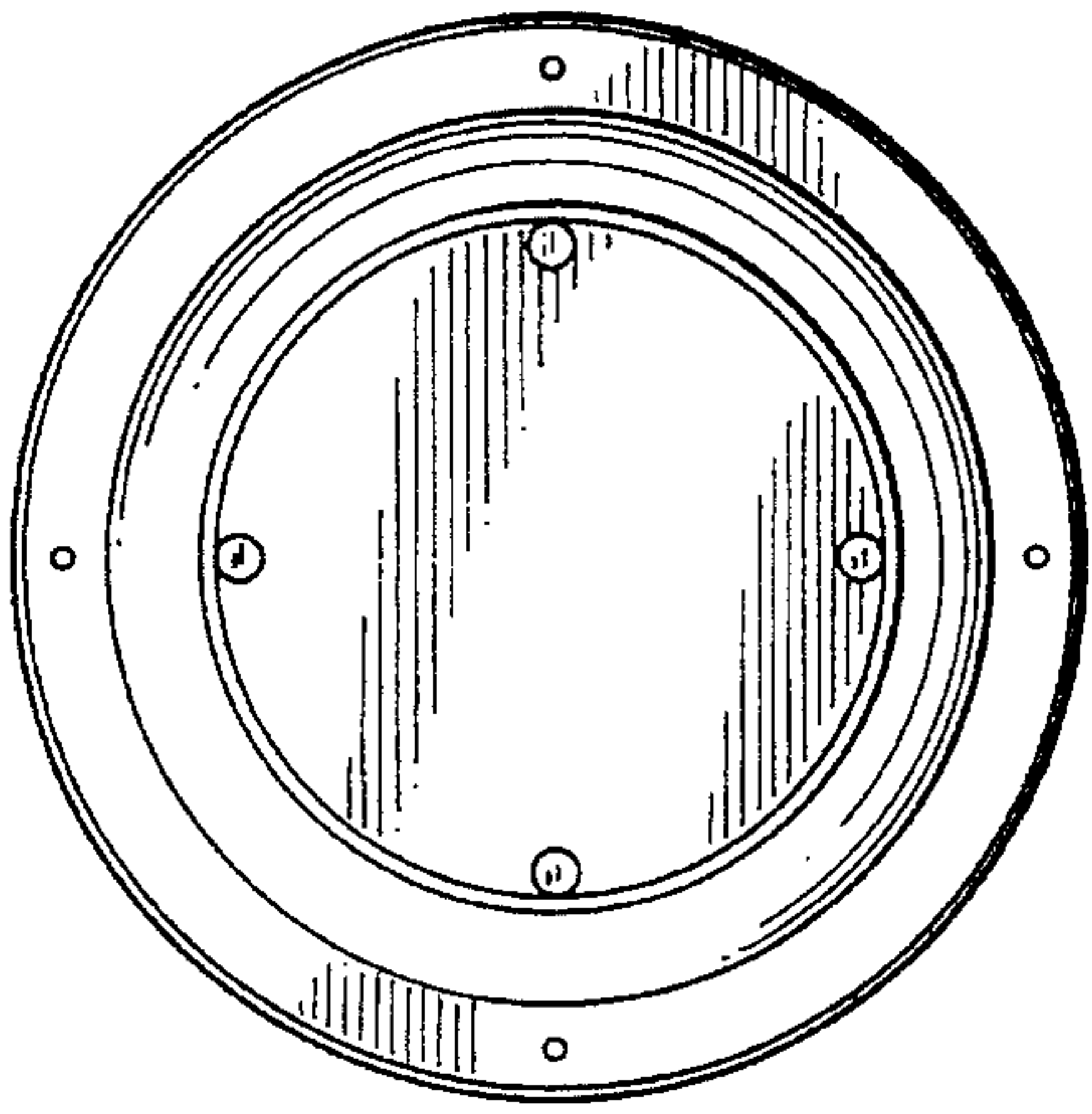


FIG. 6