



US00D364983S

# United States Patent [19]

[11] Patent Number: **Des. 364,983**

Crofoot

[45] Date of Patent: **\*\*Dec. 12, 1995**

[54] **UMBRELLA HOLDER**

4,234,112 11/1980 Gallant ..... 248/206.4 X  
4,657,249 4/1987 Offutt ..... 248/539 X

[76] Inventor: **Curtis L. Crofoot**, 22333 State Rd. 4,  
Lakeville, Ind. 46536

*Primary Examiner*—Carmen H. Vales-Lado  
*Attorney, Agent, or Firm*—Baker & Daniels

[\*\*] Term: **14 Years**

[57] **CLAIM**

[21] Appl. No.: **25,569**

The ornamental design for an umbrella holder, as shown and described.

[22] Filed: **Jul. 5, 1994**

[52] U.S. Cl. .... **D6/553; D6/416**

[58] Field of Search ..... D6/416, 417, 553;  
211/62, 63, 86, 87; 248/206.4, 539

**DESCRIPTION**

FIG. 1 is a front perspective view of an umbrella holder showing my new design;  
FIG. 2 is a front elevational view thereof;  
FIG. 3 is a top plan view thereof;  
FIG. 4 is a rear elevation view thereof;  
FIG. 5 is a side elevation view thereof, the opposite side elevational view being a mirror image of that shown; and,  
FIG. 6 is a bottom plan view thereof.

[56] **References Cited**

**U.S. PATENT DOCUMENTS**

D. 336,389	6/1993	Taylor	.....	D6/416
1,694,060	12/1928	Duncan	.....	211/63
1,955,436	4/1934	Mott	.....	211/63 X
2,426,113	8/1947	Northcutt	.....	211/63 X
2,777,657	1/1957	Zent	.....	248/539

**1 Claim, 2 Drawing Sheets**

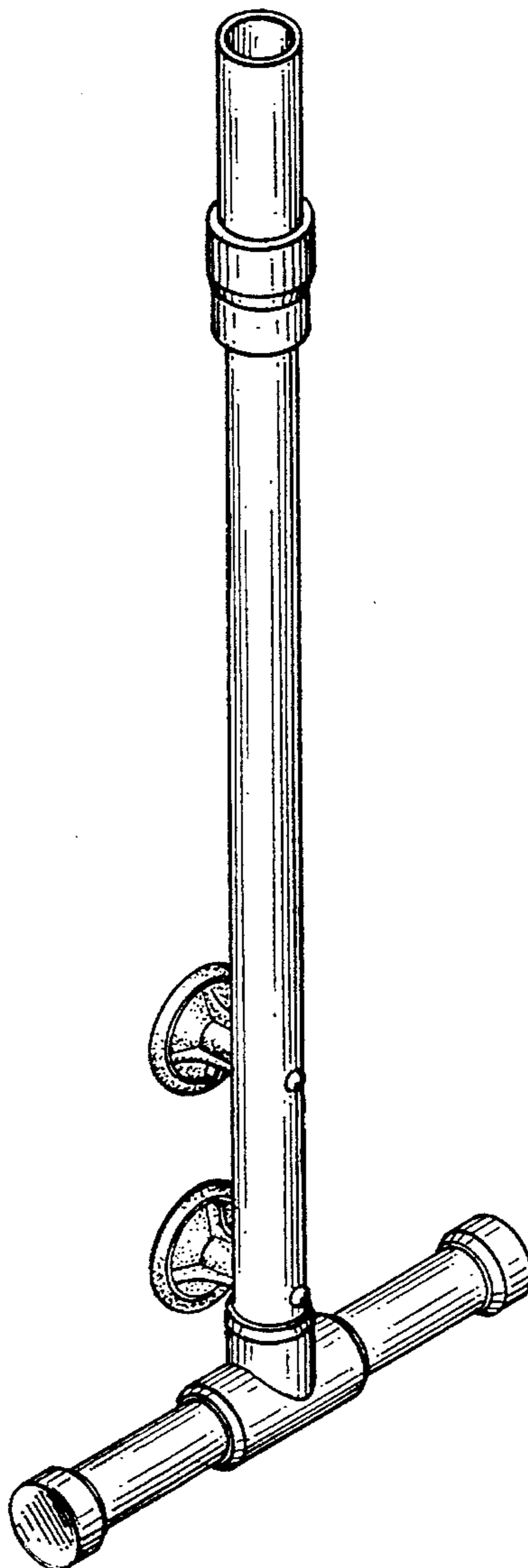


Fig. 1

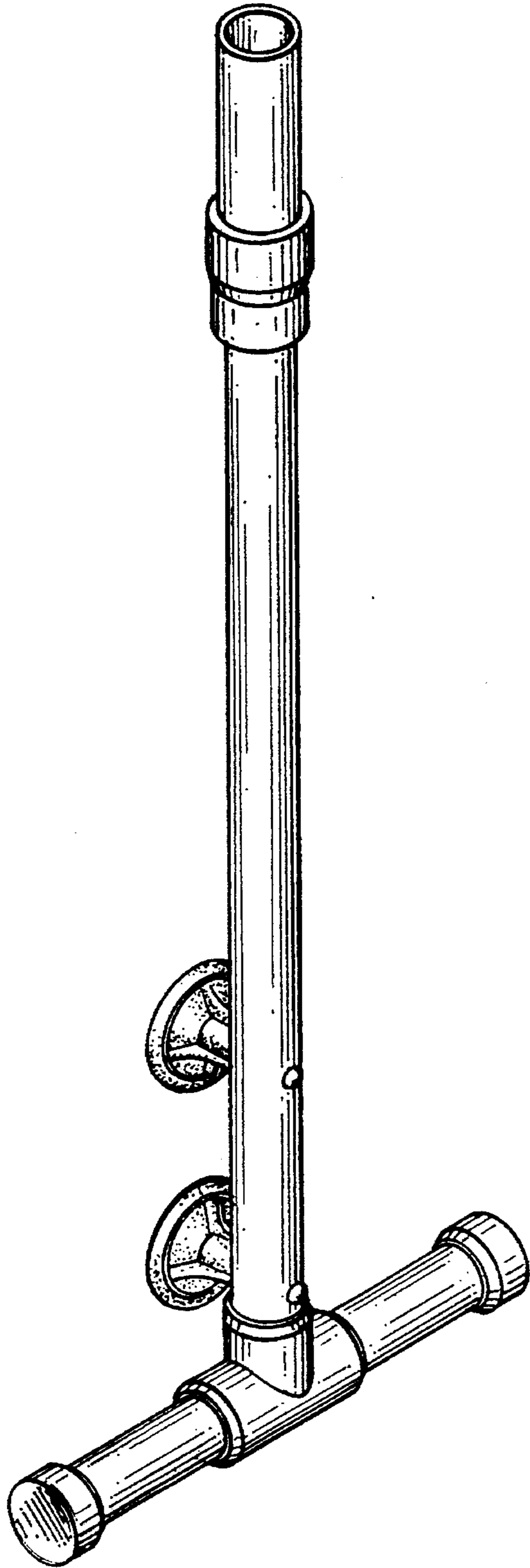


Fig. 2

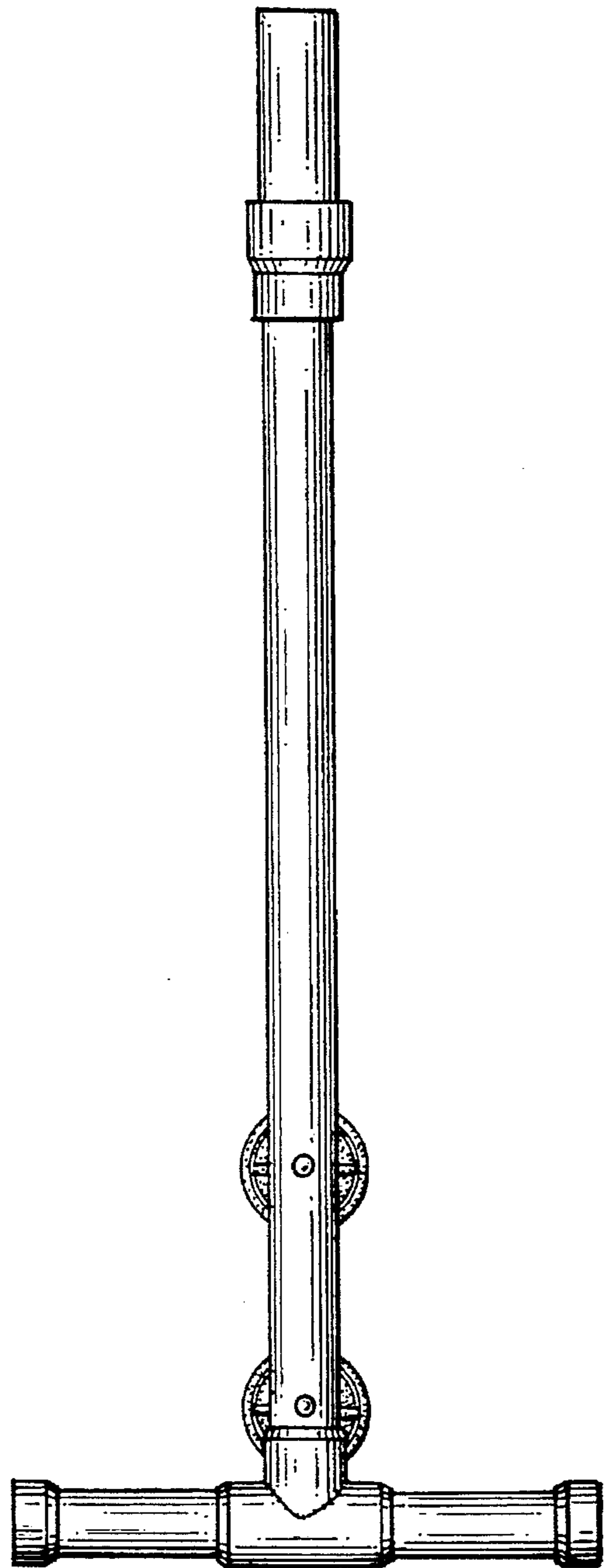


Fig. 3




Fig. 5




Fig. 4

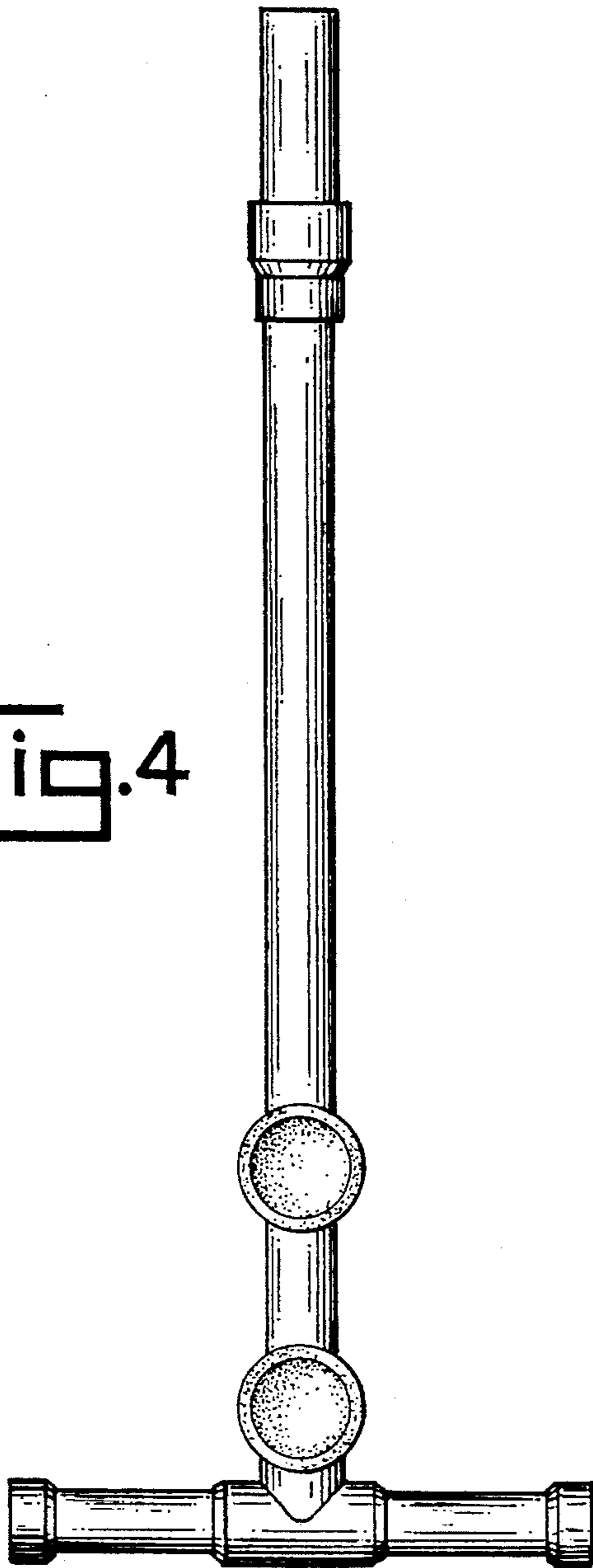


Fig. 6