



US00D364965S

United States Patent [19]

[11] Patent Number: **Des. 364,965**

Ilaria et al.

[45] Date of Patent: ****Dec. 12, 1995**

[54] **RECTANGULAR FRAME WITH SCALLOPED EDGES**

D. 46,454	9/1914	Soderblom	D6/300
D. 135,654	5/1943	Marchand	D6/300
D. 244,500	5/1977	Copeland	D6/300
D. 349,607	8/1994	Ilaria et al.	D6/300

[75] Inventors: **Peter V. Ilaria**, East Hanover; **William Macowski**, Caldwell, both of N.J.

Primary Examiner—Janice E. Seeger
Attorney, Agent, or Firm—Gottlieb, Rackman & Reisman

[73] Assignee: **Tropar Manufacturing Company, Inc.**, Florham Park, N.J.

[57] **CLAIM**

[**] Term: **14 Years**

The ornamental design for a rectangular frame with scalloped edges, as shown and described.

[21] Appl. No.: **27,490**

DESCRIPTION

[22] Filed: **Aug. 23, 1994**

[52] U.S. Cl. **D6/300**

[58] Field of Search D6/300-314; 40/152, 40/152.1, 152.2, 154, 155, 156, 157, 158.1, 159, 160

FIG. 1 is a front perspective view thereof;
FIG. 2 is a rear elevational view thereof;
FIG. 3 is a side plan view thereof;
FIG. 4 is a top and bottom plan view thereof;
FIG. 5 is a cross-sectional view thereof, taken along lines 5-5 of FIG. 1; and,
FIG. 6 is a cross-sectional view thereof, taken along lines 6-6 of FIG. 1.

[56] **References Cited**

U.S. PATENT DOCUMENTS

D. 39,463	8/1908	Jandt	D6/300
D. 46,147	7/1914	Vasek	D6/300

1 Claim, 3 Drawing Sheets

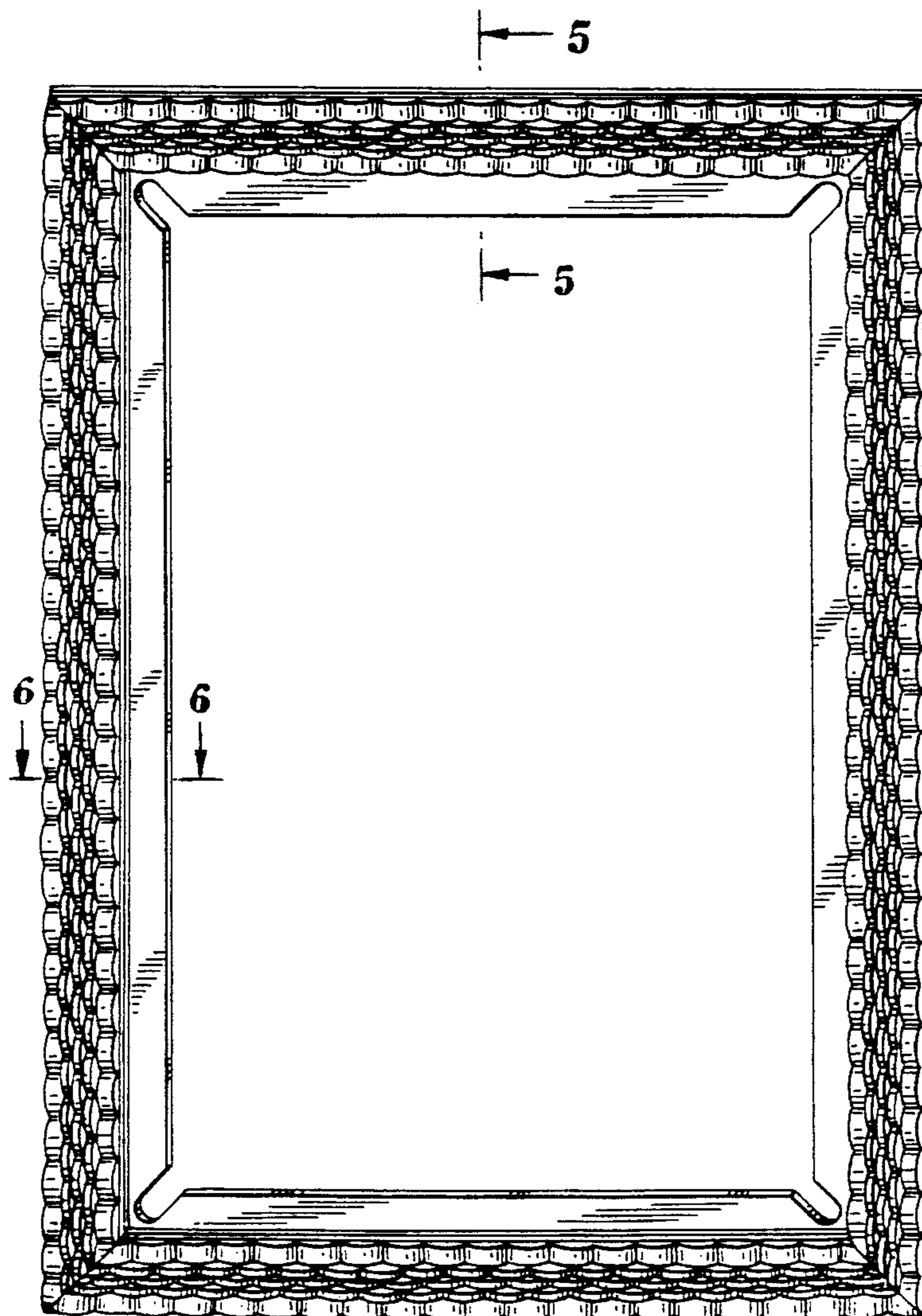


FIG. 1

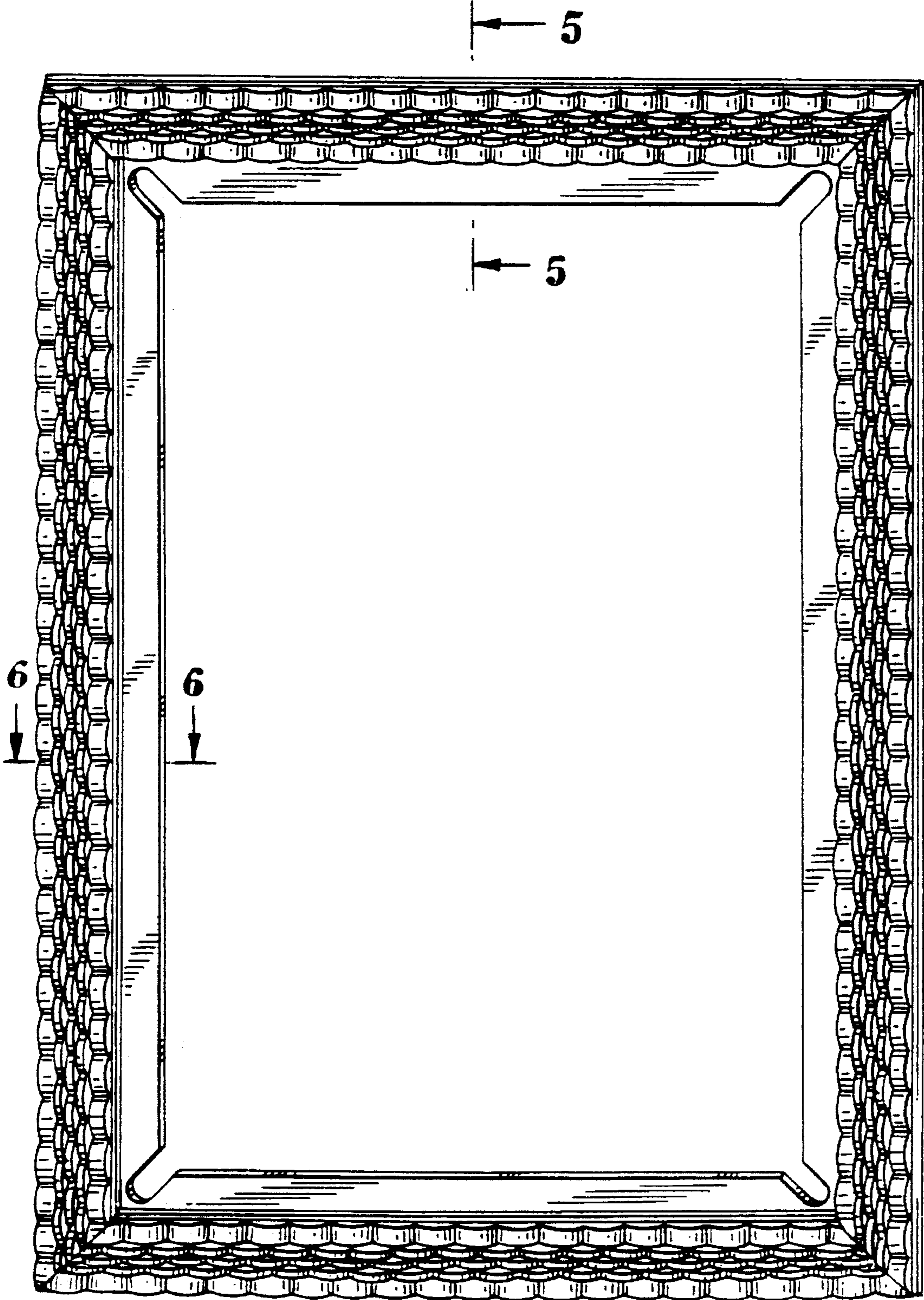


FIG. 2

FIG. 3

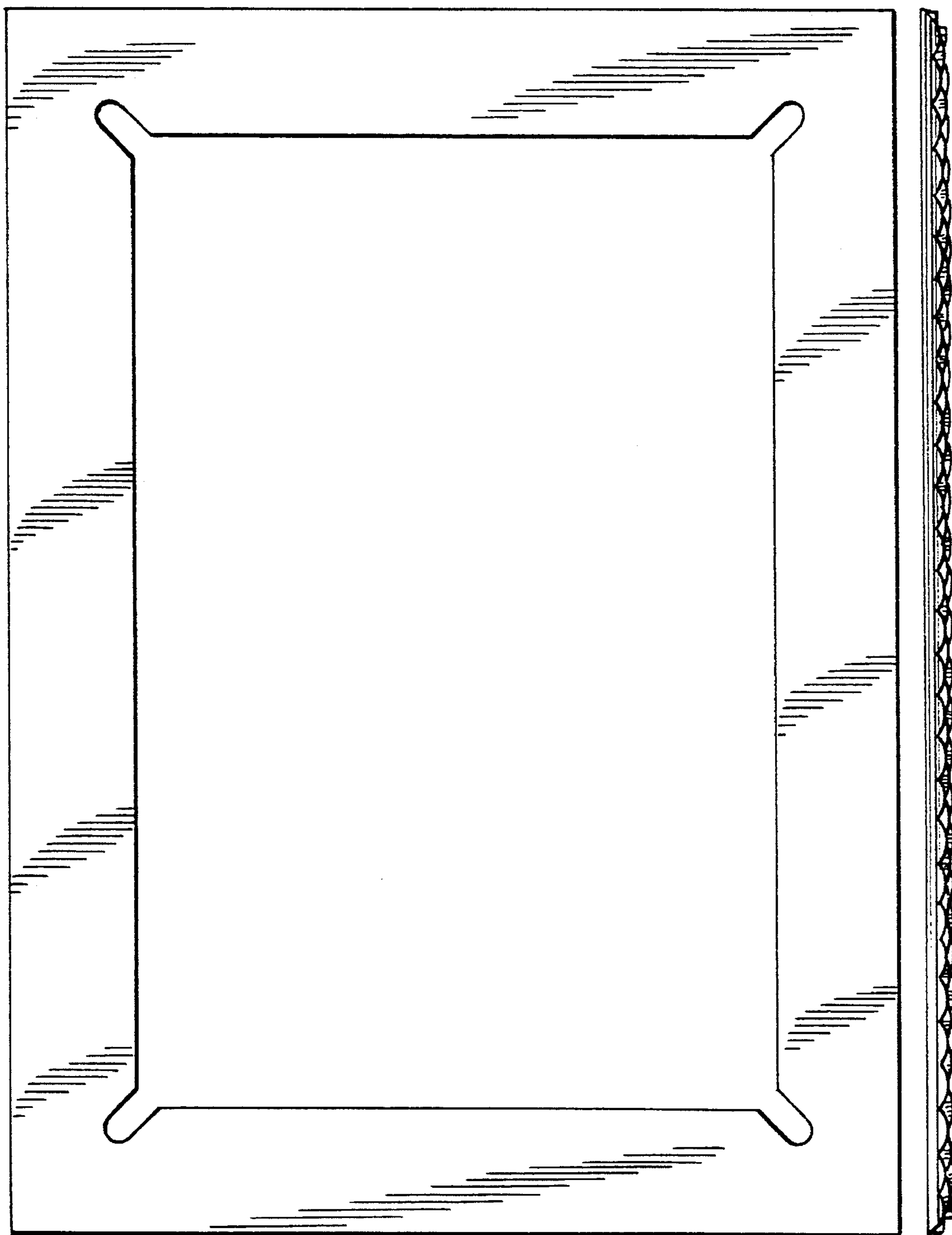


FIG. 4



FIG. 5




FIG. 6

