



US00D364952S

# United States Patent [19] Cheng

[11] Patent Number: **Des. 364,952**

[45] Date of Patent: **\*\*Dec. 12, 1995**

[54] **BLAZER**

[76] Inventor: **Peter S. C. Cheng**, 5 Ross Street,  
Toronto, Ontario, Canada, M5T 1Z8

[\*\*] Term: **14 Years**

[21] Appl. No.: **23,651**

[22] Filed: **May 31, 1994**

### Related U.S. Application Data

[62] Division of Ser. No. 1,251, Nov. 9, 1992, Pat. No. Des. 349,181.

[52] U.S. Cl. .... **D2/830; D2/828; D2/833**

[58] Field of Search ..... D2/750, 828, 829,  
D2/830, 840, 841, 842, 854, 855, 833;  
2/94, 95, 102, 115, 130, 113, 908, 909

### [56] References Cited

#### U.S. PATENT DOCUMENTS

|           |        |          |       |        |
|-----------|--------|----------|-------|--------|
| D. 95,892 | 6/1935 | Boepple  | ..... | D2/841 |
| 1,342,906 | 6/1920 | Herst    | ..... | D2/842 |
| 1,906,912 | 5/1933 | Lockwood | ..... | 2/115  |
| 2,090,724 | 8/1937 | Drumm    | ..... | 2/130  |

|           |         |              |       |        |
|-----------|---------|--------------|-------|--------|
| 2,306,154 | 12/1942 | Bryant       | ..... | 2/95   |
| 2,647,262 | 8/1953  | Crothers     | ..... | D2/842 |
| 2,786,207 | 3/1957  | Abraham      | ..... | 2/115  |
| 3,230,547 | 1/1966  | Moran, Jr.   | ..... | D2/854 |
| 3,628,192 | 12/1971 | Artz, Sr.    | ..... | 2/130  |
| 4,813,081 | 3/1989  | Cliff et al. | ..... | 2/115  |
| 4,933,991 | 6/1990  | Love         | ..... | 2/115  |

Primary Examiner—C. A. Murphy  
Attorney, Agent, or Firm—Kirschstein, et al.

### [57] CLAIM

The ornamental design for a blazer, as shown and described.

### DESCRIPTION

FIG. 1 is a perspective view of a blazer showing my new design, the broken lines shown throughout the views being understood to represent conventional stitching, and the partially disclosed conventional button being identical to the front button shown elsewhere in the views;  
FIG. 2 is a reduced front elevational view thereof;  
FIG. 3 is a rear elevational view of FIG. 2; and,  
FIG. 4 is a sectional view taken on line 4—4 of FIG. 1, showing the cut-out portion of the blazer.

1 Claim, 1 Drawing Sheet




FIG. 1




FIG. 2




FIG. 3

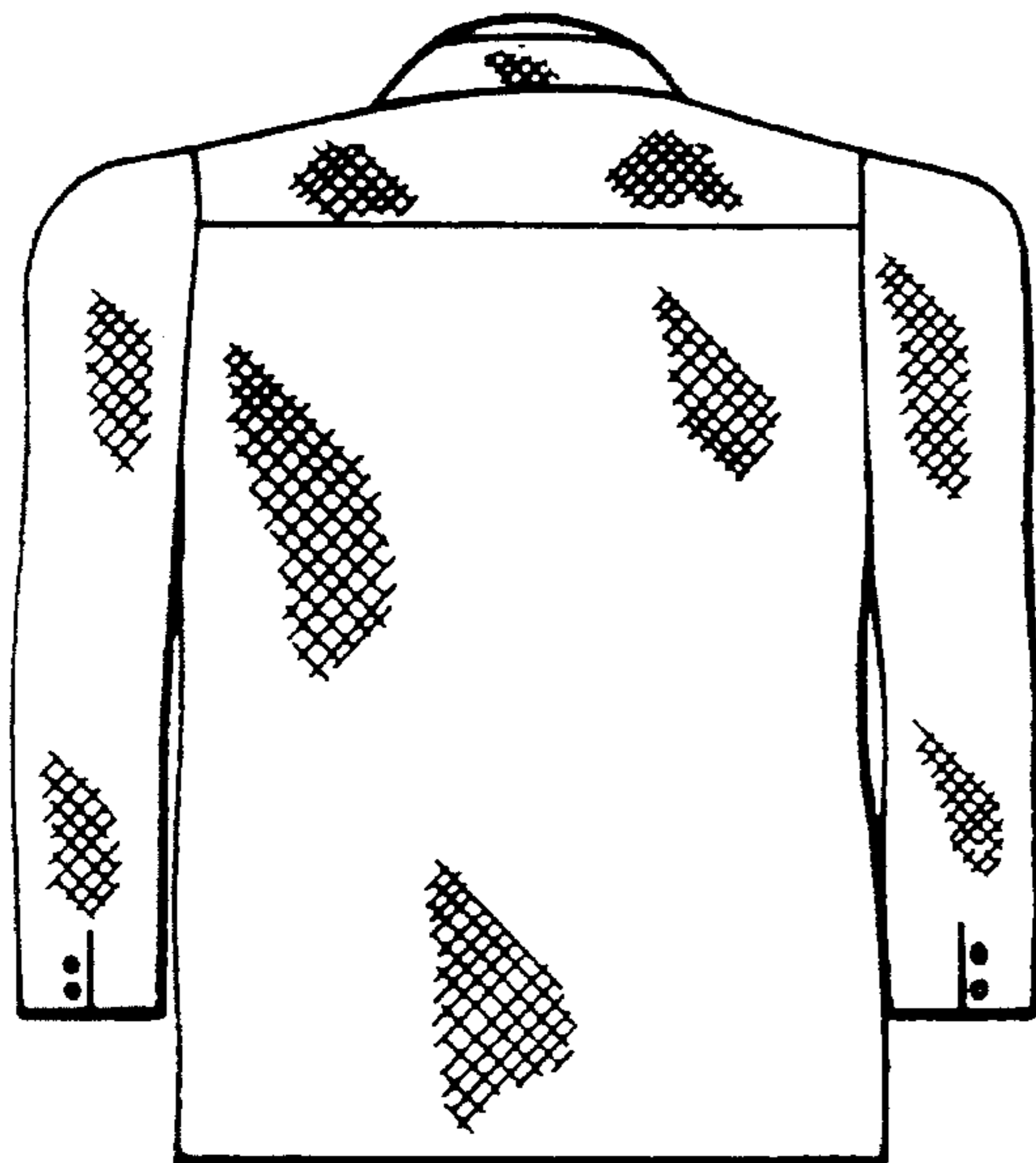


FIG. 4

