



US00D364951S

United States Patent [19]
Martello

[11] **Patent Number: Des. 364,951**
[45] **Date of Patent: **Dec. 12, 1995**

[54] **SWIMMING GLOVE**

[76] Inventor: **Thomas M. Martello**, Rte. 1, Box
1184-9, Huntington, Vt. 05462

[**] Term: **14 Years**

[21] Appl. No.: **17,116**

[22] Filed: **Jan. 5, 1994**

[52] U.S. Cl. **D2/610; D21/239; D29/117**

[58] Field of Search **D2/610, 613, 614,
D2/616, 617, 619, 621; D29/113, 117, 119;
2/159, 161.3, 161.4, 161.5, 162, 163, 168;
441/56, 57; D21/239, 238**

[56] **References Cited**

U.S. PATENT DOCUMENTS

D. 271,227	11/1983	Francisco	D29/113	X
1,915,617	6/1933	Potter	D29/113	X
2,554,991	5/1951	Kramer	D29/113	X
3,263,248	8/1966	Wendorf	D29/117	X
4,027,347	6/1977	Sato	.		

4,058,863	11/1977	Ferdico	.		
4,195,365	4/1980	Eyman	2/161.1	X
4,345,335	8/1982	Shih-Li	.		
4,618,328	10/1986	Chi	.		
4,669,991	6/1987	Southworth	.		

Primary Examiner—Ted Shooman
Assistant Examiner—Paula Mortimer

[57] **CLAIM**

The ornamental design for the swimming glove, as shown and described.

DESCRIPTION

FIG. 1 is a front elevational view of swimming gloves showing my new design, the dashed lines represent a stitched pattern;

FIG. 2 is a rear elevational view thereof;

FIG. 3 is a left side elevational view thereof;

FIG. 4 is a right side elevational view thereof;

FIG. 5 is a top plan view thereof; and,

FIG. 6 is a bottom plan view thereof.

1 Claim, 3 Drawing Sheets

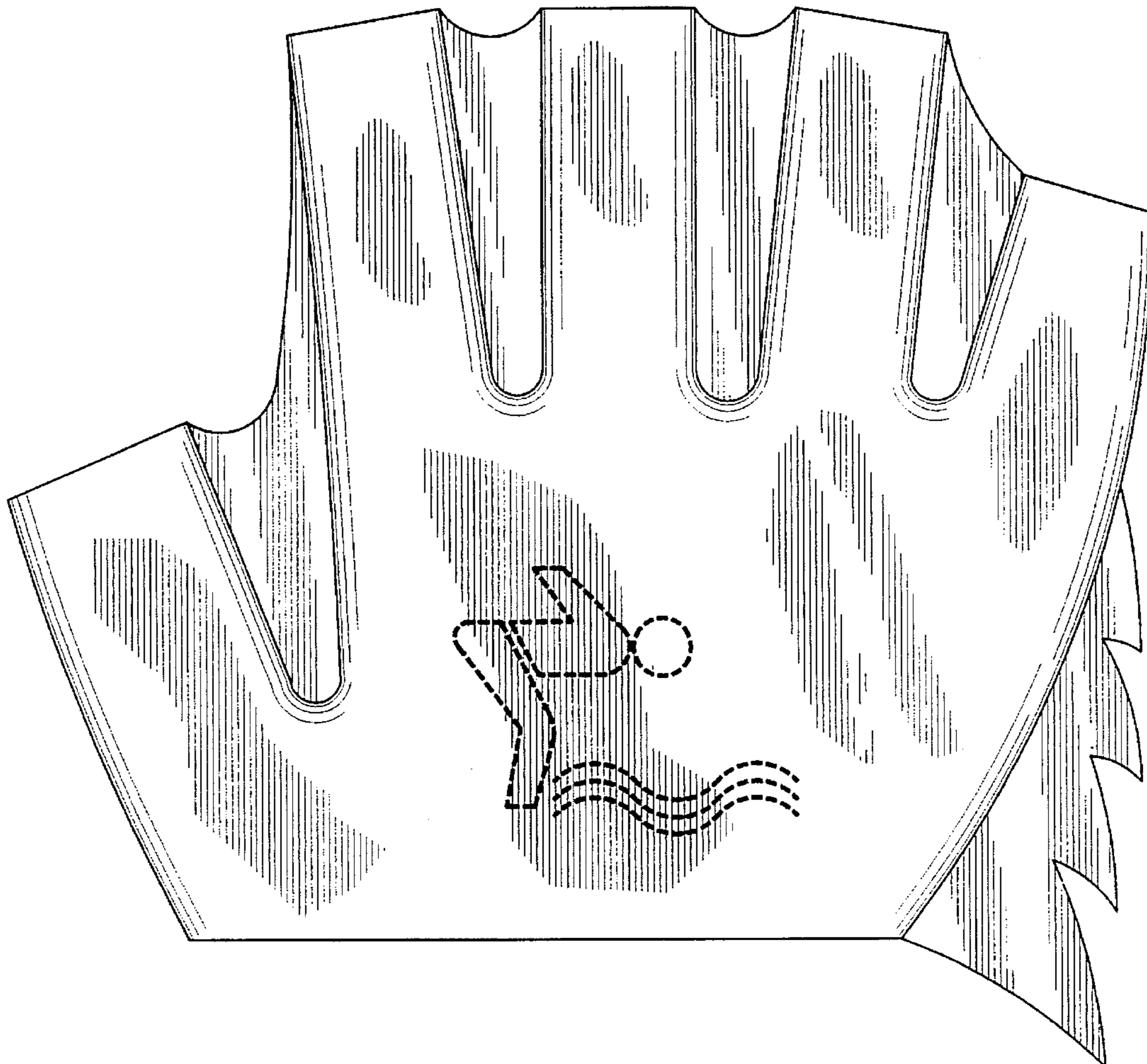


FIG. 1

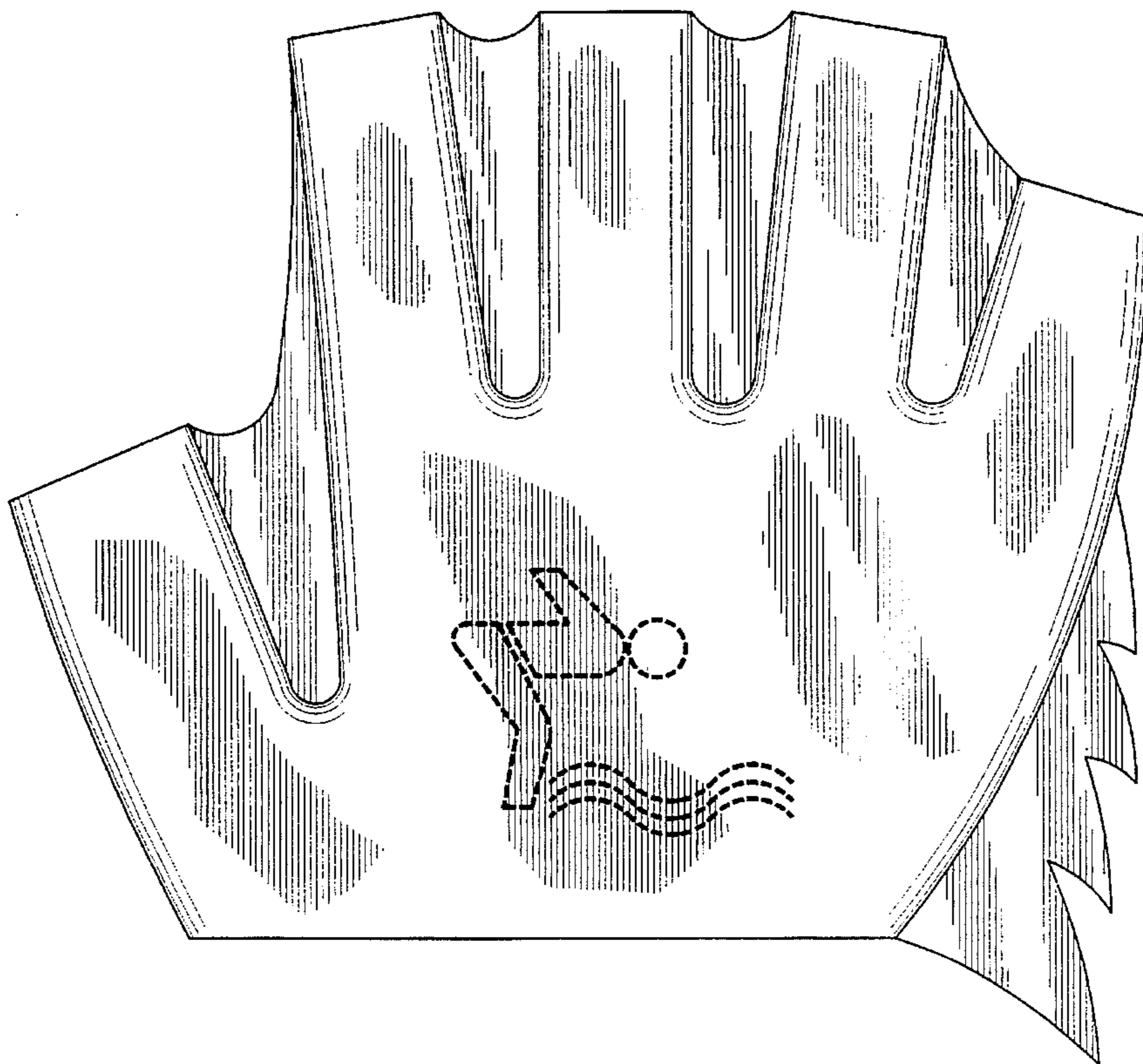


FIG. 2

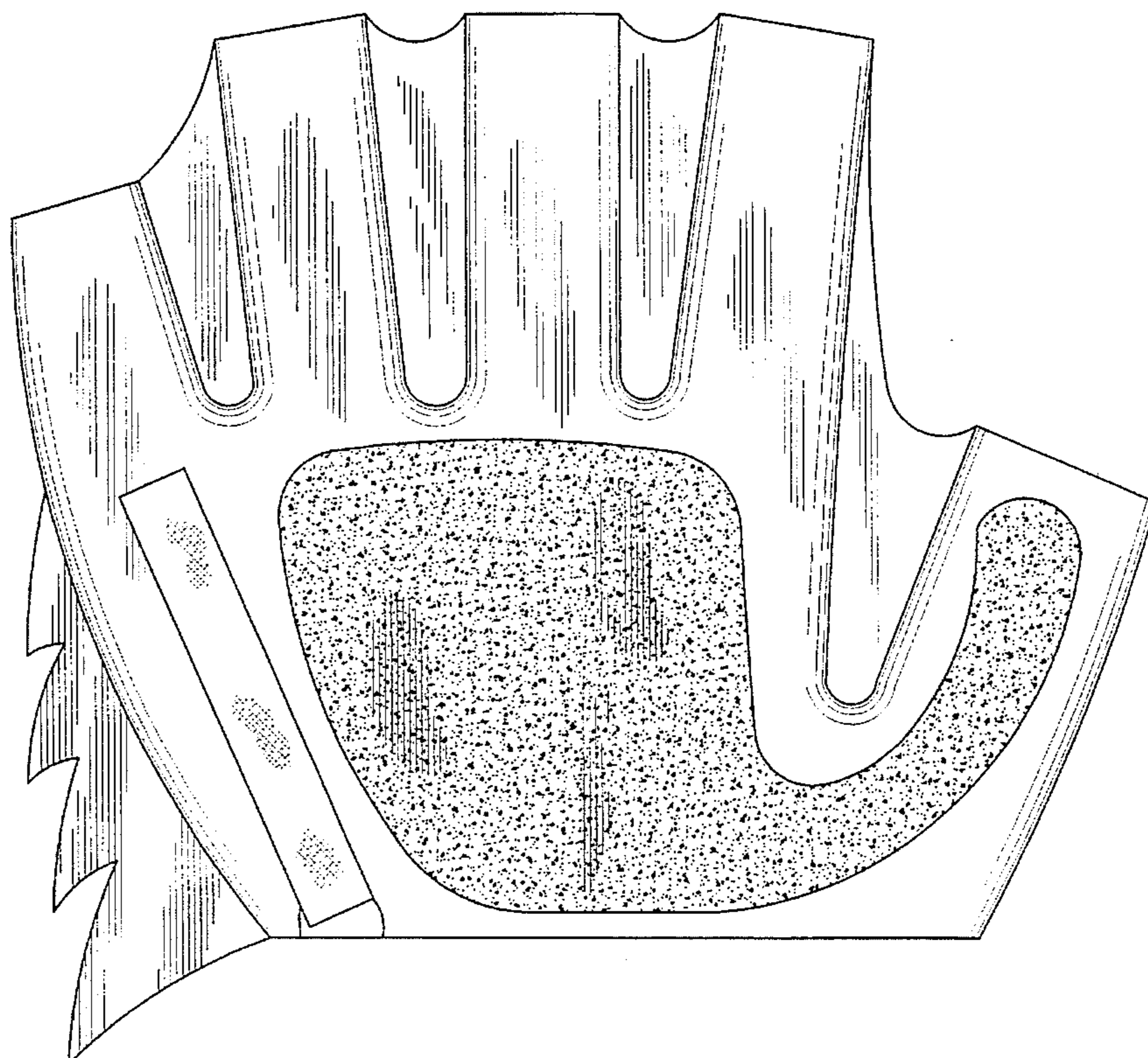


FIG. 3



FIG. 4



FIG. 5



FIG. 6

