



US00D364928S

United States Patent [19]

Yamasaki et al.

[11] Patent Number: **Des. 364,928**

[45] Date of Patent: ****Dec. 5, 1995**

[54] **LOW FREQUENCY MUSCLE RELAXER**

[75] Inventors: **Yoshikiyo Yamasaki, Sakai; Shinichiro Fujimoto, Osaka, both of Japan**

[73] Assignees: **Kabushiki Kaisha Japan Health, Sakai; Kabushiki Kaisha Fuji Iryoki, Osaka, both of Japan**

[**] Term: **14 Years**

[21] Appl. No.: **21,394**

[22] Filed: **Apr. 13, 1994**

Related U.S. Application Data

[62] Division of Ser. No. 700,642, May 15, 1991, Pat. No. Des. 350,205.

[52] U.S. Cl. **D24/200**

[58] Field of Search D24/187, 200, D24/168; 128/905, 415, 421, 24.5, 24.1, 24.4, 499 R, 732, 733, 783, 798, 800, 802

[56] References Cited

U.S. PATENT DOCUMENTS

D. 323,561 1/1992 Bartelt et al. D24/200

D. 337,642	7/1993	Yamasaki et al.	D24/200
4,832,032	5/1989	Schneider	607/115
4,982,738	1/1991	Griebel	128/710
4,989,605	2/1991	Rossen	D24/200 X
5,133,346	7/1992	Kulkarni	128/716 X
5,233,987	8/1993	Fabian et al.	607/115
5,275,159	1/1994	Griebel	128/716 X

Primary Examiner—A. Hugo Word

Assistant Examiner—I. Simmons

Attorney, Agent, or Firm—Flynn, Thiel, Boutell & Tanis

[57] CLAIM

The ornamental design for a low frequency muscle relaxer, as shown and described.

DESCRIPTION

FIG. 1 is a front elevational view of a low frequency muscle relaxer showing our new design;

FIG. 2 is a rear elevational view thereof;

FIG. 3 is a top plan view thereof;

FIG. 4 is a bottom plan view thereof;

FIG. 5 is a side elevational view thereof;

FIG. 6 is a side elevational view thereof, opposite that shown in FIG. 5; and,

FIG. 7 is a perspective view thereof.

1 Claim, 2 Drawing Sheets

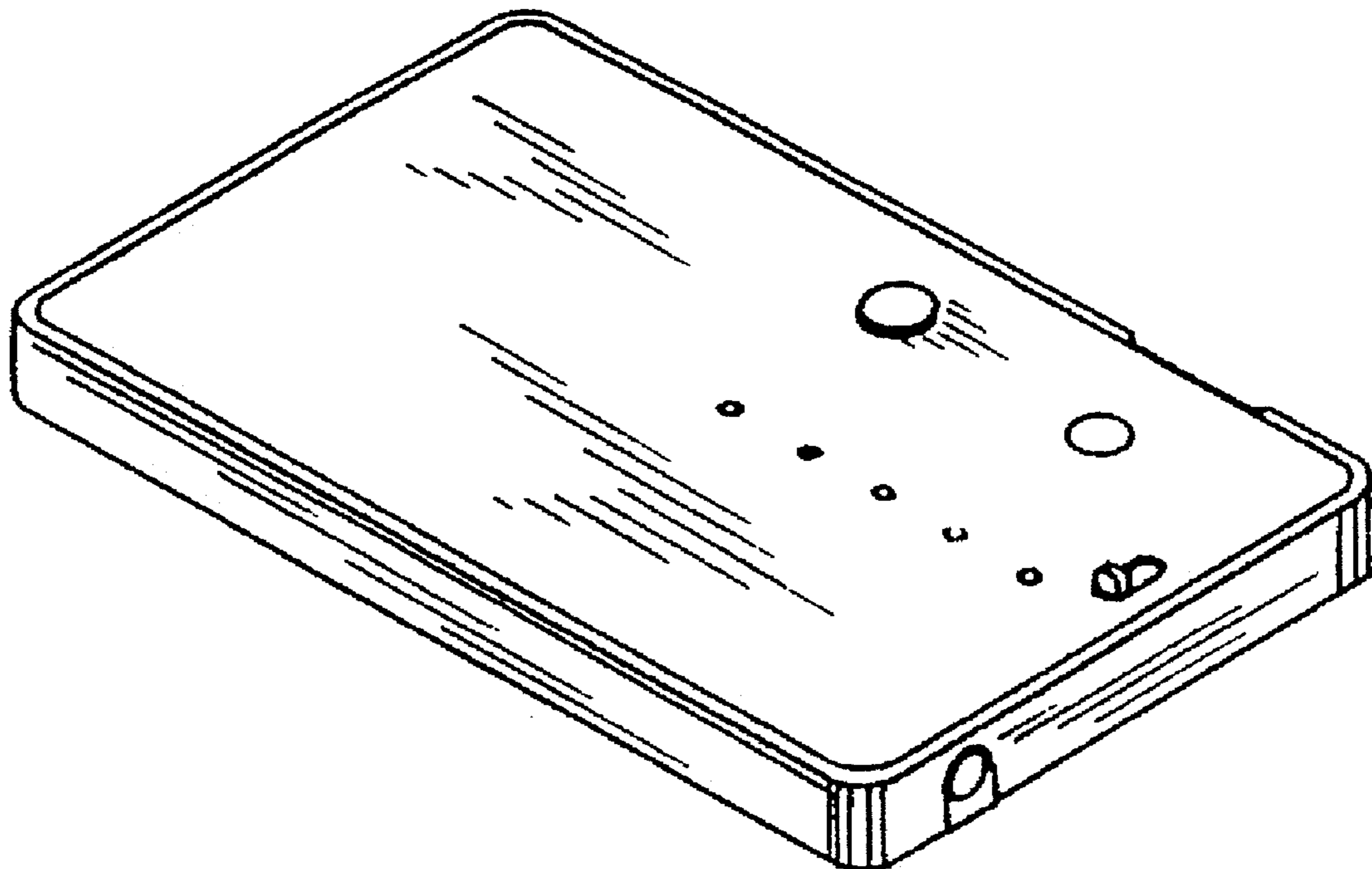


FIG. 1

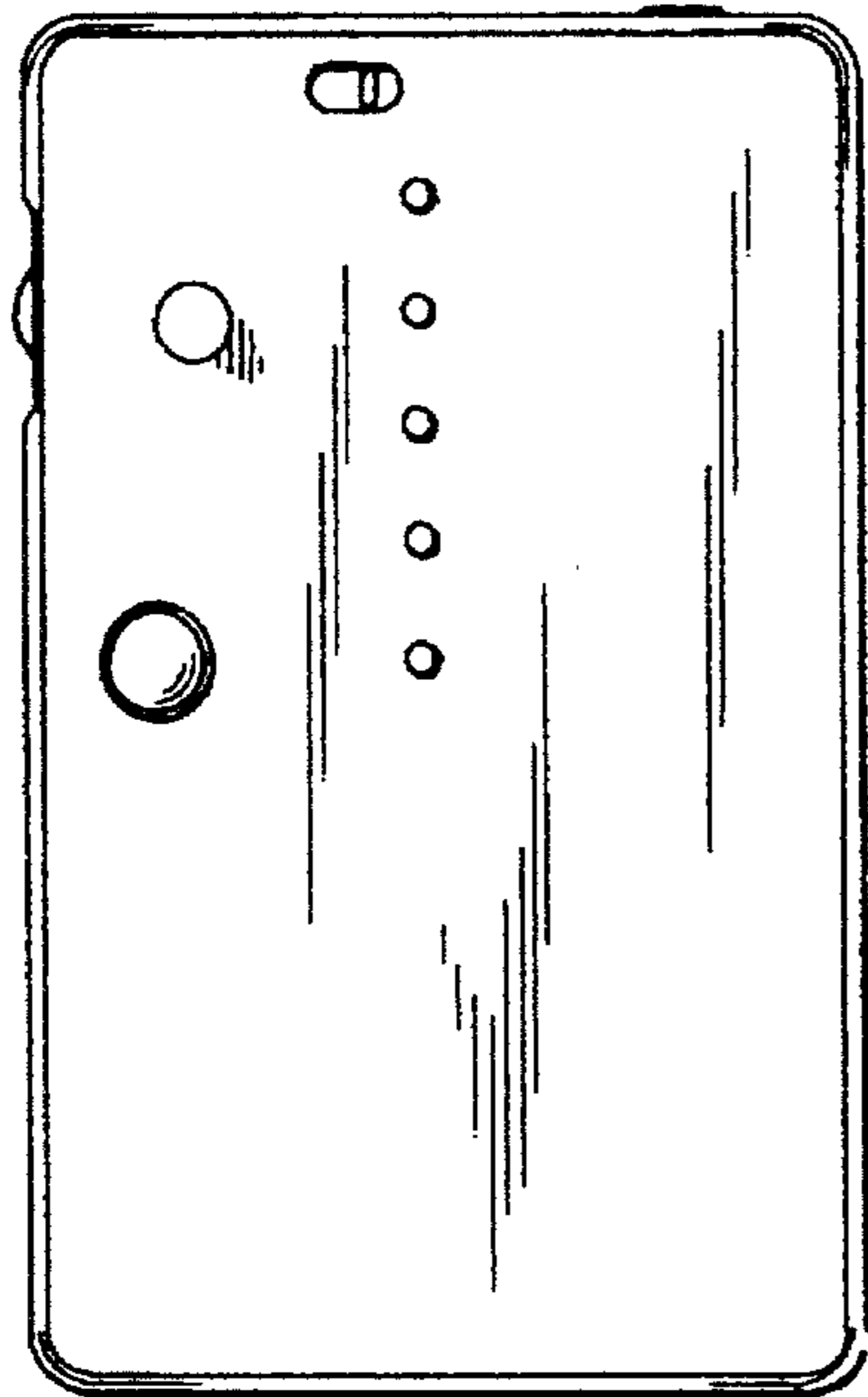


FIG. 2




FIG. 3

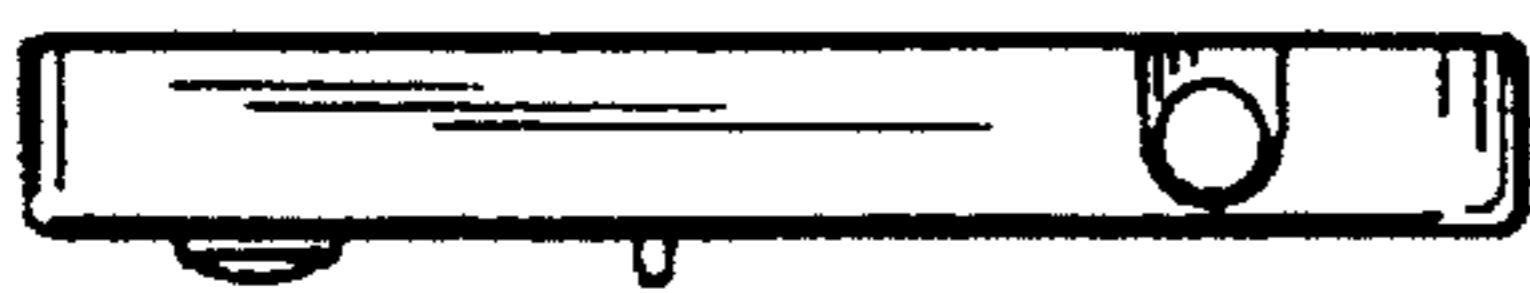


FIG. 4




FIG. 5



FIG. 6



FIG. 7

