



US00D364923S

# United States Patent [19]

**Chou**

[11] **Patent Number: Des. 364,923**

[45] **Date of Patent: \*\*Dec. 5, 1995**

[54] **ELECTRIC PERMANENT MAKE-UP  
PIGMENT APPLICATOR PEN**

[76] Inventor: **Kuei C. Chou**, 1555-B McGaw Ave.,  
Irvine, Calif. 92714

[\*\*] Term: **14 Years**

[21] Appl. No.: **920,147**

[22] Filed: **Jul. 24, 1992**

[52] U.S. Cl. .... **D24/144**

[58] **Field of Search** ..... D24/144, 145,  
D24/140, 170; D19/41, 43, 51, 45, 46,  
48; 606/186, 116; 81/9.22; 604/47; 128/898

[56] **References Cited**

**U.S. PATENT DOCUMENTS**

D. 294,388	2/1988	Hardy, Jr. et al. ....	D24/144
D. 294,519	3/1988	Hardy, Jr. ....	D24/144
D. 321,009	10/1991	Yubisui ....	D19/43 X
4,204,438	5/1980	Binaris et al. ....	D24/144 X
4,665,912	5/1987	Burton ....	606/186 X
4,671,277	6/1987	Beuchat ....	606/186 X
4,719,825	1/1988	Laltage et al. ....	606/185 X
4,796,624	1/1989	Trott et al. ....	81/9.22 X

4,914,988 4/1990 Chang ..... 81/9.22

*Primary Examiner*—Lou Zarfaz

*Assistant Examiner*—I. Simmons

*Attorney, Agent, or Firm*—Baker, Maxham, Jester & Meador

[57] **CLAIM**

The ornamental design for a permanent make-up pigment applicator pen, as shown and described.

**DESCRIPTION**

FIG. 1 is a side and end perspective view of an electric permanent make-up pigment applicator pen showing my new design;

FIG. 2 is a side view;

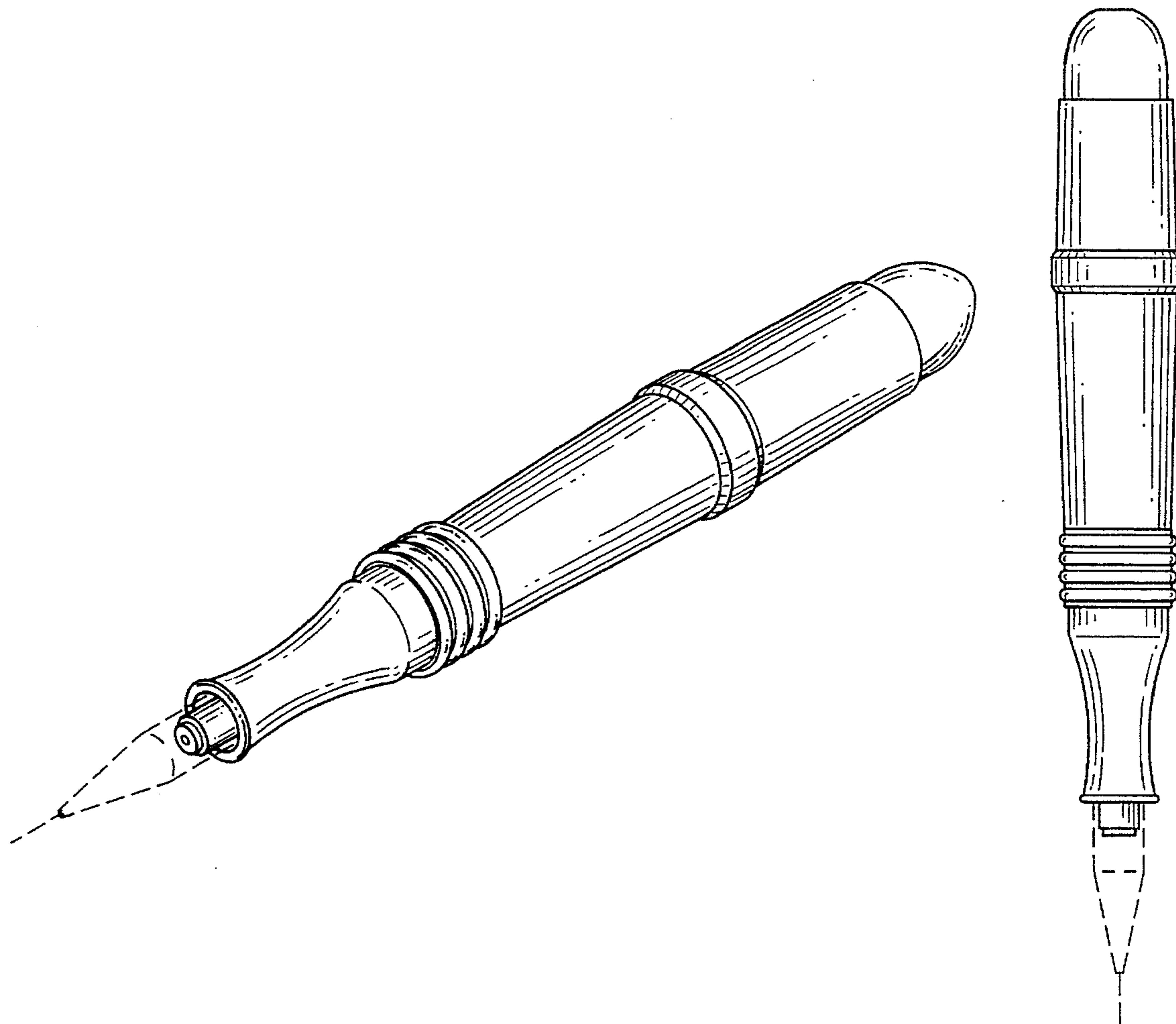
FIG. 3 is an end view enlarged relative to FIG. 2;

FIG. 4 is a end view opposite that shown in FIG. 3; and,

FIG. 5 is a side view of a second embodiment of an electric permanent applicator pen showing my new design, with end elevational views being identical to that shown in the FIGS. 3 and 4.

The broken line showing of the pen tip of FIGS. 1, 2, and 5 is for purposes of illustration only and forms no part of the claimed design.

**1 Claim, 1 Drawing Sheet**



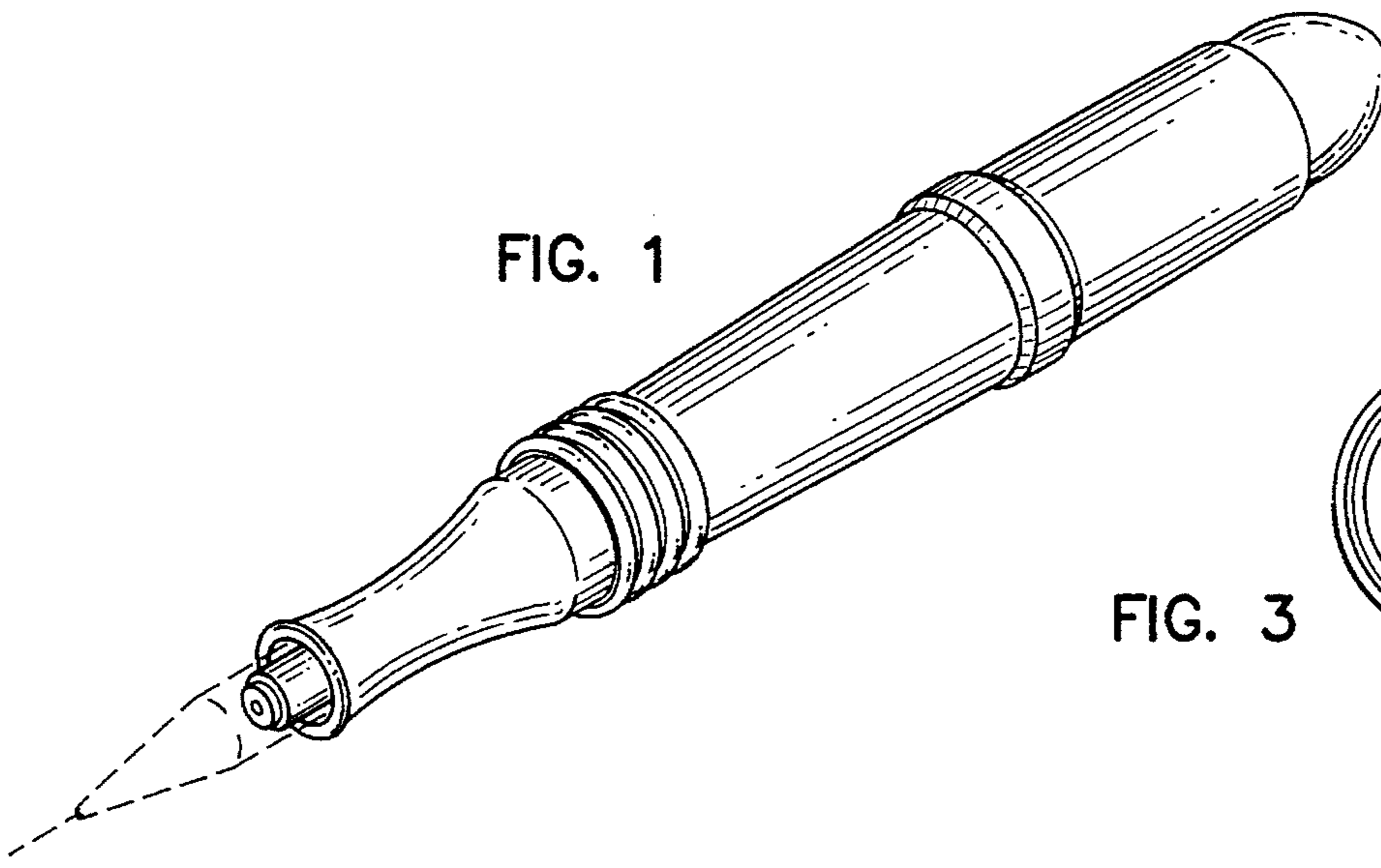


FIG. 1

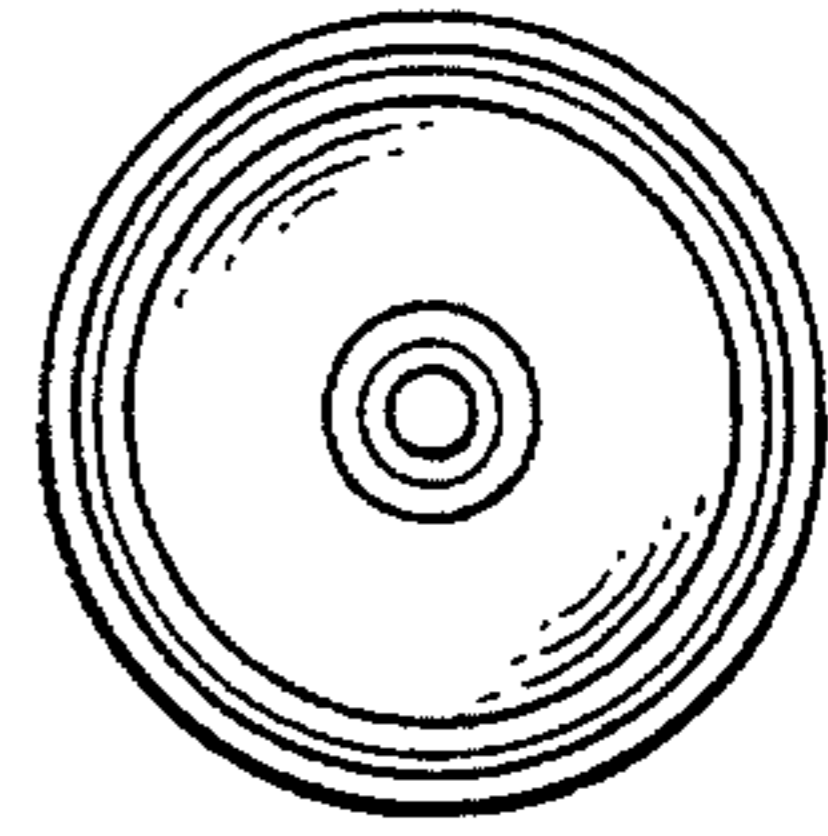


FIG. 3

FIG. 5




FIG. 2

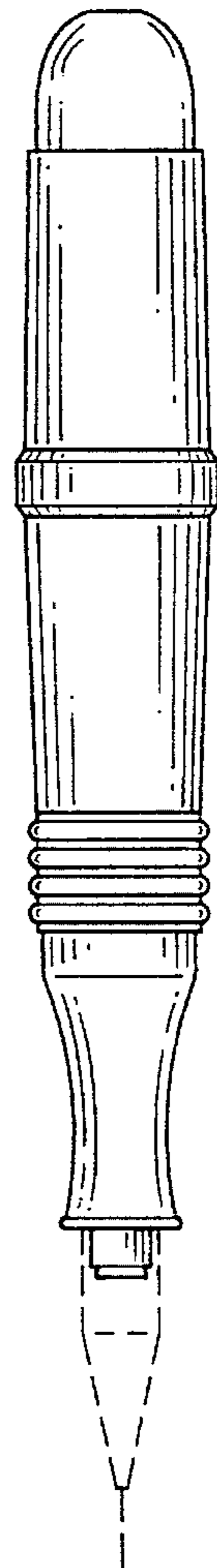


FIG. 4

